


SNOW GLOBE

phonics craft



Created By
A Teachable Teacher

editable for ANY skill

SNOW GLOBE

phonics craft



Works with any phonics skill



Low prep



Festive and engaging



Supports fine motor skills



Ideal for after Winter Break



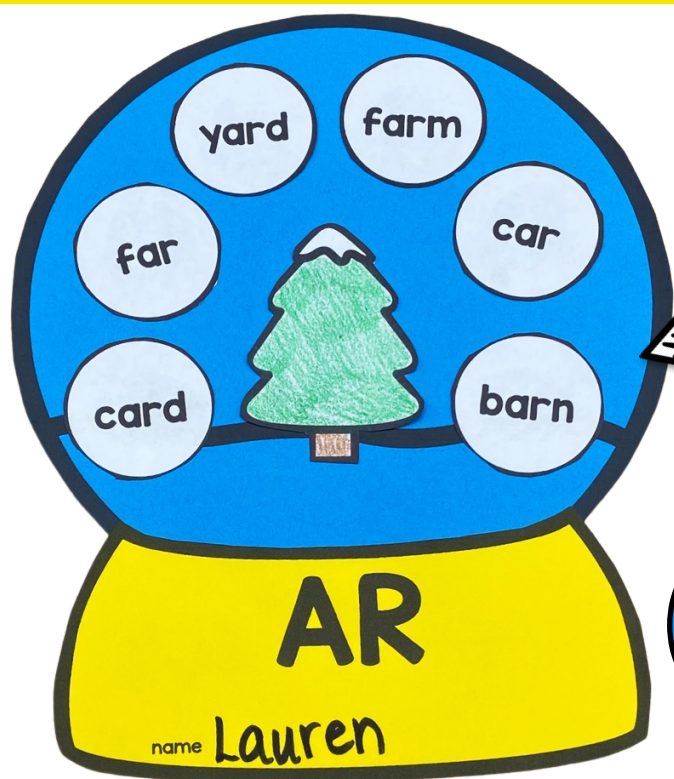
Makes a beautiful bulletin board display



Use it year after year!




PAPER OPTIONS



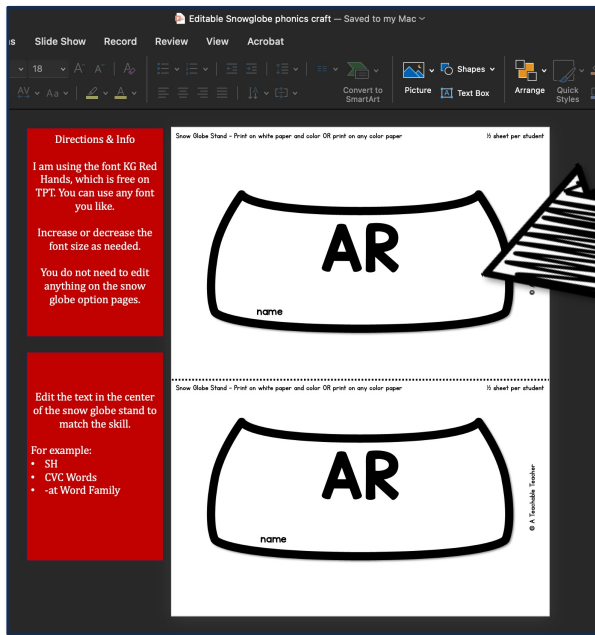
Print on
colored
paper

OR

Print on white
paper and let
students color!




EDITABLE SKILLS



TYPE to edit in PowerPoint (easy directions included)

OR

Print blank pages and let students write the words!



 @teachable
TEACHER

USE EVERY YEAR - No matter your scope & sequence!

EASY TO MAKE

print & copy
directions at
the top of
each page

Winter Snow Globe

Student
Step-by-Step Picture
Directions

© A Teachable Teacher

-
-
-
-
-
-

Snow Globe Option #1 - Print on white paper and color. 1 per student

Snow Globe Stand - Print on white paper and color OR print on any color paper. 1/2 sheet per student

Write the target phonics skill in the middle of the snow globe stand.

name

skill

Snowballs - Print on white paper. 1/2 sheet per student

Write a word with the phonics skill on each snowball.

name

skill

Write a word with the phonics skill on each snowball.

© A Teachable Teacher

easy to
follow
directions
are included