

REACH-IN REFRIGERATOR

KIN23R-HC KIN49R-HC KIN 72R-HC



KIN23R-HC



KIN49R-HC



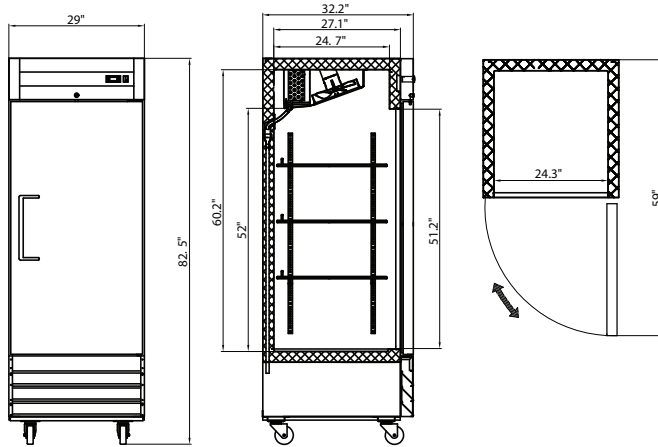
KIN72R-HC

FEATURES:

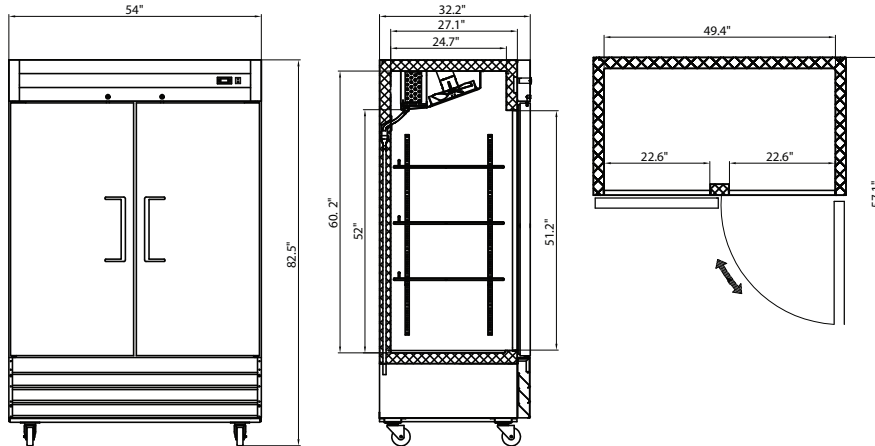
- R290 refrigerant and foam insulation
- Electronic thermostat and digital LED temperature display for accurate control and easy reading
- 3 adjustable, heavy-duty epoxy coated wire shelves per door
- Condensate heating element built into condensate pan for efficient evaporation of excess water
- Removable installation board makes it easy to access condenser coil for cleaning and service.
- Easy to mount 4" casters (lockable in front) are standard with all units
- Locking doors on all units. One door model swing is field reversible
- Self-closing doors that remain open at 90 degrees
- Magnetic gasket can be replaced without any tools
- Exterior: 430 stainless steel, Interior: 201 stainless steel , Interior floor: 304 stainless steel
- Temperature: 33 to 40°F / 0.5 to 4°C

REACH-IN REFRIGERATOR

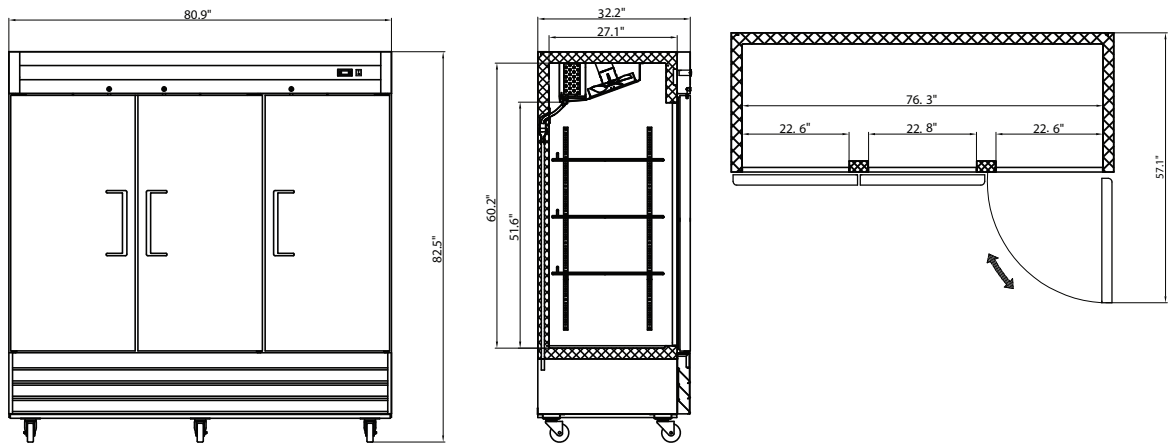
KIN23R-HC



KIN49R-HC



KIN72R-HC



Model	Doors	Shelf	Exterior Dimensions (In)	Interior Dimensions (In)	Amps	Compressor Size (HP)	Shipping WT (Lbs)	Wheel
KIN23R-HC	1	3	29" x 32.2" x 82.5"	24.4" x 27.1" x 59.8"	3.6	1/3	286	4"
KIN49R-HC	2	3	54" x 32.2" x 82.5"	49.4" x 27.1" x 59.8"	6.2	1/2	458	4"
KIN72R-HC	3	3	80.9" x 32.2" x 82.5"	76.3" x 27.1" x 59.8"	7.2	4/5	693	4"