

REACH-IN FREEZER

KIN23F-HC KIN49F-HC KIN 72F-HC



KIN23F-HC



KIN49F-HC



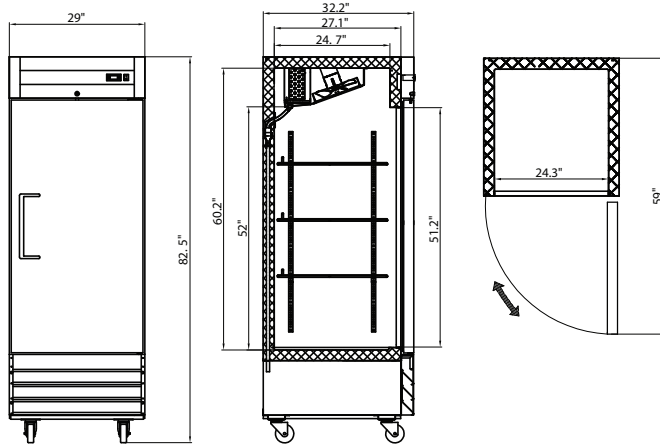
KIN72F-HC

FEATURES:

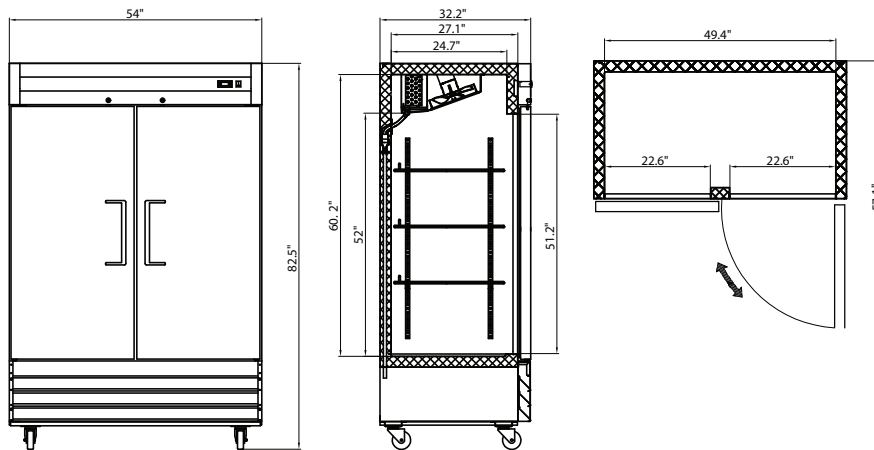
- R290 refrigerant and foam insulation
- Electronic thermostat and digital LED temperature display for accurate control and easy reading
- 3 adjustable, heavy-duty epoxy coated wire shelves per door
- Condensate heating element built into condensate pan for efficient evaporation of excess water
- Removable installation board makes it easy to access condenser coil for cleaning and service.
- Easy to mount 4" casters (lockable in front) are standard with all units
- Locking doors on all units. One door model swing is field reversible
- Self-closing doors that remain open at 90 degrees
- Magnetic gasket can be replaced without any tools
- Exterior: 430 stainless steel, Interior: 201 stainless steel , Interior floor: 304 stainless steel
- Temperature: -8°F and 0°F (-22°C to -18°C)

REACH-IN FREEZER

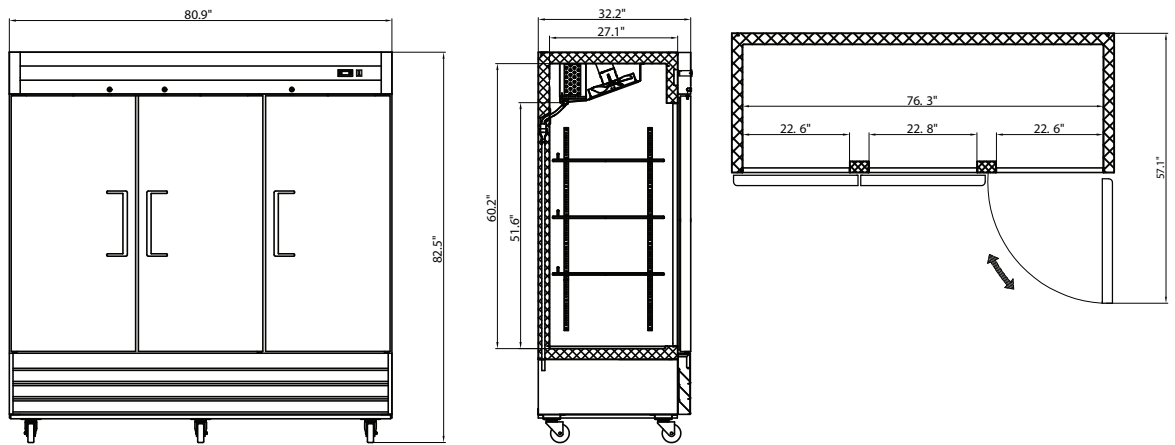
KIN23F-HC



KIN49F-HC



KIN72F-HC



Model	Doors	Shelf	Exterior Dimensions (In)	Interior Dimensions (In)	Amps	Compressor Size (HP)	Shipping WT (Lbs)	Wheel
KIN23F-HC	1	3	29" x 32.2" x 82.5"	24.4" x 27.1" x 59.8"	4.2	2/3	297	4"
KIN49F-HC	2	3	54" x 32.2" x 82.5"	49.4" x 27.1" x 59.8"	8.5	1	473	4"
KIN72F-HC	3	3	80.9" x 32.2" x 82.5"	76.3" x 27.1" x 59.8"	14.4	1 1/2	744	4"