

GLASS DOOR REFRIGERATOR

KINGDR26-HC
KINGDR78-HC

KINGDR52-HC



KINGDR26-HC



KINGDR52-HC



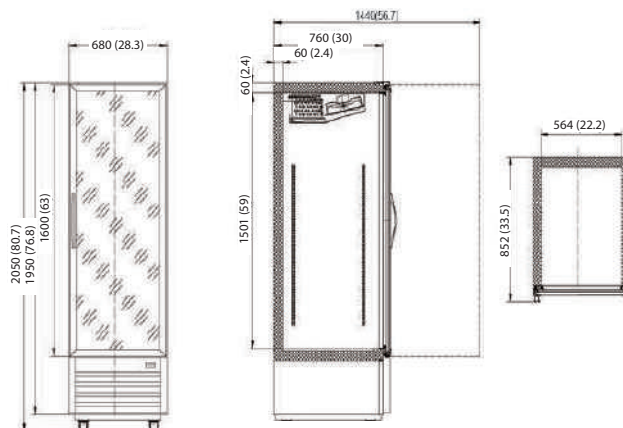
KINGDR78-HC

FEATURES:

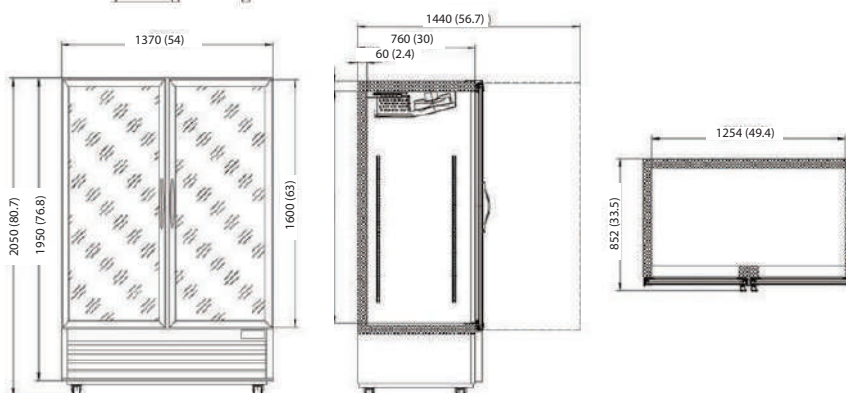
- Full length tempered glass doors which allow for greater product visibility and increased load capacity
- Modern & attractive appearance for any kitchen, C-Store, etc.
- Black exterior baked enamel steel finish
- White interior baked enamel steel finish
- Interior base in stainless steel finish
- Fits full size 18" x 26" pans
- Locking glass doors are ergonomically designed and self-closing with easy grab handles
- Entire cabinet structure engineered to the highest standards
- Built using foamed in place high density CFC-free polyurethane insulation
- CFC-free with R-290 refrigerant
- Highest quality full length double pane glass doors
- Refrigerator holds 33°F. for optimum storage & preservation of foods
- Digital temperature readout display with electronic thermostatic control
- LED interior lighting for total product display
- Unique triple pane heated glass doors with a layer of patented, transparent thermal insulating film applied between the glass layers
- High efficiency evaporators with oversized condensing units on all models

GLASS DOOR REFRIGERATOR

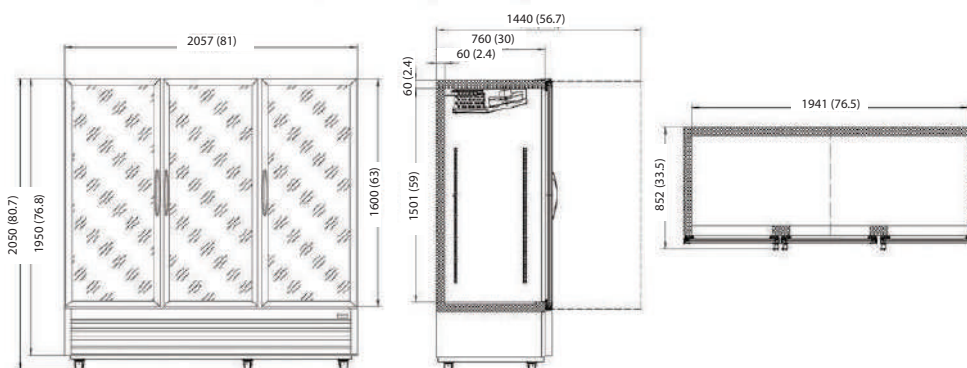
KINGDR26-HC



KINGDR52-HC



KINGDR78-HC



MODEL	OVERALL DIMENSIONS WITH CASTERS (In)	INTERNAL DIMENSIONS (In)	STORAGE (Cubic feet)	SHELF QTY	VOLATGE	NET. WT (Lbs)	AMPS	COMPRESSOR SIZE (HP)	WATTS	SHIPPING WT (Lbs)	SHIPPING DIMENSIONS (In)
KINGDR26-HC	26.75" x 31.87" x 80.7"	22.2" x 27.5" x 59"	22.7	4	115/60 Hz	291	3	1/5	1.80 kwh/day	330	28.3" x 34.8" x 84.6"
KINGDR52-HC	53.93" x 31.87" x 80.7"	49.3" x 27.5" x 59"	49.3	8	115/60 Hz	472	4.5	1/3	2.91 kwh/day	538	55.5" x 34.8" x 84.6"
KINGDR78-HC	81" x 31.87" x 80.7"	76.4" x 27.5" x 59"	75.5	12	115/60 Hz	662	7.5	1/2	4.05 kwh/day	739	82.6" x 34.8" x 84.6"