

# GLASS DOOR FREEZER

**KINGDF26-HC**  
**KINGDF78-HC**

**KINGDF52-HC**



KINGDF26-HC



KINGDF52-HC



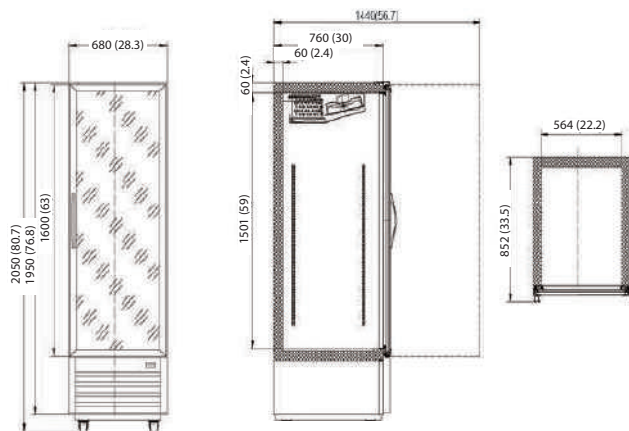
KINGDF78-HC

## FEATURES:

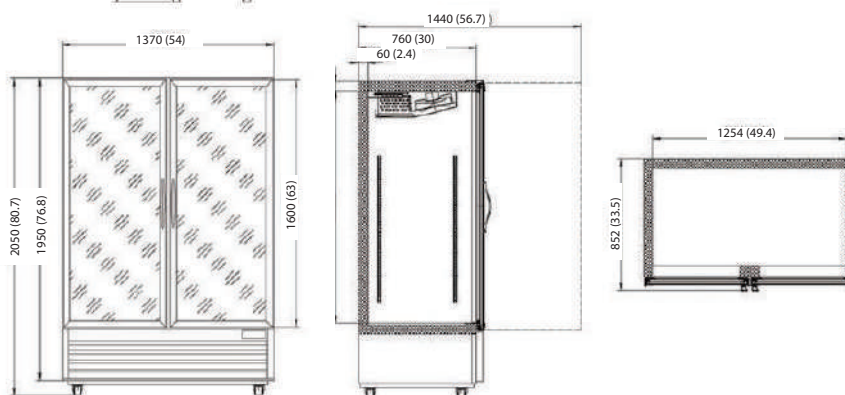
- Full length tempered glass doors which allow for greater product visibility and increased load capacity
- Modern & attractive appearance for any kitchen, C-Store, etc.
- Black exterior baked enamel steel finish
- White interior baked enamel steel finish
- Interior base in stainless steel finish
- Fits full size 18" x 26" pans
- Locking glass doors are ergonomically designed and self-closing with easy grab handles
- Entire cabinet structure engineered to the highest standards
- Built using foamed in place high density CFC-free polyurethane insulation
- CFC-free with R-290 refrigerant
- Highest quality full length double pane glass doors
- Freezer holds -10°F. for optimum storage & preservation of foods
- Digital temperature readout display with electronic thermostatic control
- LED interior lighting for total product display
- Unique triple pane heated glass doors with a layer of patented, transparent thermal insulating film applied between the glass layers
- High efficiency evaporators with oversized condensing units on all models

# GLASS DOOR FREEZER

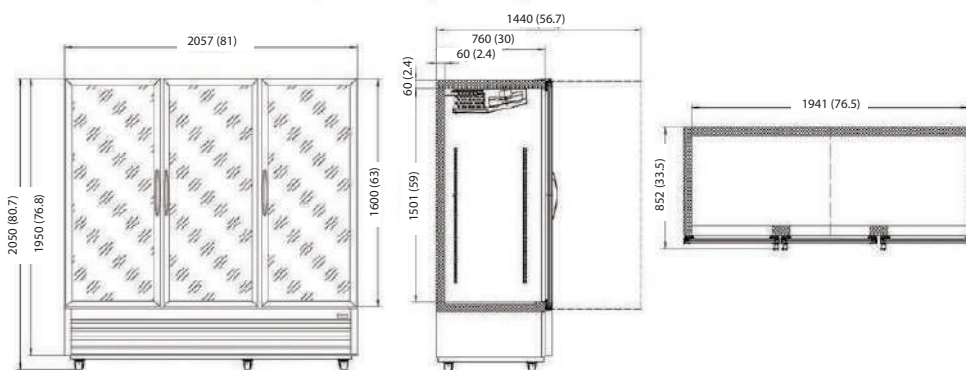
KINGDF26-HC



KINGDF52-HC



KINGDF78-HC



MODEL	OVERALL DIMENSIONS WITH CASTERS (In)	INTERNAL DIMENSIONS (In)	STORAGE (Cubic feet)	SHELF QTY	VOLATGE	NET. WT (Lbs)	AMPS	COMPRESSOR SIZE (HP)	WATTS	SHIPPING WT (Lbs)	SHIPPING DIMENSIONS (In)
KINGDF26-HC	26.75" x 31.87" x 80.7"	22.2" x 27.5" x 59"	22.7	4	115/60 Hz	313	8.0	1	6.54 kwh/day	352	28.3" x 34.8" x 84.6"
KINGDF52-HC	53.93" x 31.87" x 80.7"	49.3" x 27.5" x 59"	49.3	8	115/60 Hz	523	8.0	1	10.57 kwh/day	566	55.5" x 34.8" x 84.6"
KINGDF78-HC	81" x 31.87" x 80.7"	76.4" x 27.5" x 59"	75.5	12	115/230/ 60 Hz	706	9.0	1-1/2	19.85 kwh/day	827	82.6" x 34.8" x 84.6"