

PHONICS SLIDES

decoding & encoding



Let's Blend & Read!


w r a

Let's Listen & Spell



kn	o	ck
----	---	----

30+ words



-Silent Letters-

Created By A Teachable Teacher

PHONICS SLIDES

decoding & encoding

decoding

Let's Blend & Read!

thumb

encoding

Let's Listen & Spell



gn

aw



for EVERY silent letter skill!

PHONICS SLIDES

decoding & encoding

Decoding Slide Progression

Let's Blend & Read!

1



Let's Blend & Read!

2



Let's Blend & Read!

3



lamb

4



PHONICS SLIDES

decoding & encoding

Encoding Slide Progression

1 Let's Listen & Spell



2 How many sounds do you hear?



3 Let's Listen & Spell

--	--	--



4 Let's Listen & Spell

wr		
----	--	--



5 Let's Listen & Spell

wr	ea	
----	----	--




6 Let's Listen & Spell

wr	ea	th
----	----	----



7



wreath

-Orthographic (word) mapping

-Vowels are red, consonants are blue

-Self checking answer at the end

Students can use a white board to answer the encoding prompts to keep this paperless!

PHONICS SLIDES


decoding & encoding

digital for all devices


computers with or
without projectors




laptops or
chromebooks



tablets or
iPads



mobile phones



formatted for use with Google Drive™

PHONICS SLIDES

decoding & encoding

ways to use

- ✓ whole group
- ✓ small group
- ✓ one-on-one

when to use

- ✓ warm ups
- ✓ new skill lesson
- ✓ spiral review
- ✓ transition times
- ✓ reteaching
- ✓ intervention

✓ NO prep

✓ NO struggling to come up with decodable words on the spot

✓ NO searching to find clipart to match the target skill words

✓ NO paper copies needed