

NORIOTA



Intertek
ANSI/NSF 12



FULL DICE CUBE
2.2 x 2.2 x 2.2 cm
7/8 x 7/8 x 7/8 in



NI260F

FEATURES & BENEFITS

Produces up to 120.2 kg (265 lb) of full dice cubes per day for dependable ice availability

ENERGY STAR certified for energy-efficient operation, supporting lower day-to-day operating costs

Integrated insulated storage bin holds up to 34 kg (75 lb) for convenient access during service

Dual height configuration flexibility supports installation under standard-height counters with short feet, or under bar-height counters with included 15.2 cm (6 in) legs

Vertical evaporator design produces clear full dice cube ice with consistent shape and presentation

Digital controller with advanced features, including self-cleaning mode, cleaning reminder, and screen lock supports straightforward operation and routine maintenance

Interior LED lighting supports easier viewing in low-light environments while enhancing overall presentation

Automatic bin-full shut-off helps support reliable day-to-day operation

Compact 24 in width supports installation in commercial spaces where room is limited

Includes sediment water filter to help reduce incoming particle contamination and support cleaner ice machine operation

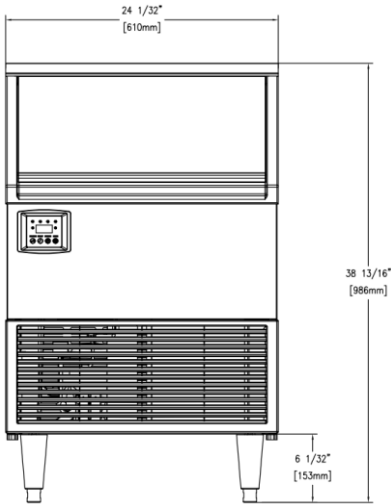
NI260F COMMERCIAL UNDERCOUNTER ICE MAKER, 260LB

NORIOTA

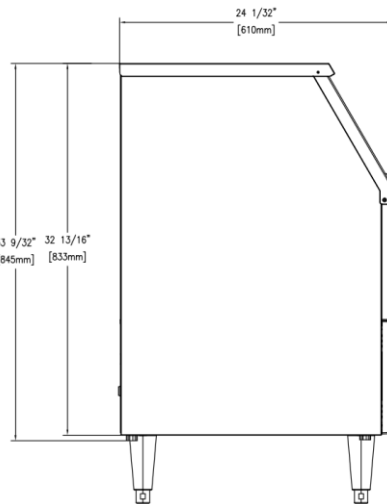
www.noriota.ca | support@noriota.ca | 1-877-NORIOTA

NORIOTA

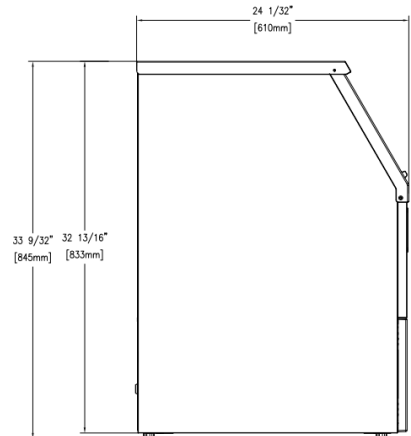
Raised Height Configuration



Raised Height Configuration



Undercounter Height Configuration



Model No.	NI260F
Ice Production Per 24Hr Air Temp. 21°C (70°F) / Water Temp. 10°C (50°F)	120.2 kg (265 lb)
Ice Storage Capacity	34 kg (75 lb)
Refrigerant	R290
Refrigerant Charge	94.7 g (3.34 oz)
Electrical	115 V / 60 Hz / 1 Ph, dedicated 15 A circuit
Rated Current (Ice Making / Harvest)	5.5 A / 4.6 A
Max Fuse	15 A
Voltage Range	115 V to 127 V
Power Consumption	5.69 kWh / 100 lb ice
Potable Water Use	12.1 gal / 100 lb ice
Plug Type	NEMA5-15P
Cord Length	190 cm (74.8 in)
Water Supply Line Connection	1/4 in OD water tubing
Water Pressure Range	Min 20 PSI Max 80 PSI (Above 80 requires a regulator) Min 1.38 Bar Max 5.5 Bar
Drain	19 mm (3/4 in) ID gravity drain connection required
Ambient Air Temp. Operating Range	10 °C to 38 °C (50 °F to 100 °F)
Water Temp. Operating Range	4 °C to 32 °C (40 °F to 90 °F)
Minimum Installation Clearance	150 mm (6 in) at rear, and 25 mm (1 in) at top and sides
Installation Type	Built-in or free-standing
Cut-out Dimensions (Raised Height)	66.0 x 76.2 x 101.1 cm (26 x 30 x 39.8 in)
Unit Dimensions (Raised Height)	61.0 x 61.0 x 98.6 cm (24 x 24 x 38.9 in)
Cut-out Dimensions (Undercounter Height)	66.0 x 76.2 x 86.4 cm (26 x 30 x 34 in)
Unit Dimensions (Undercounter Height)	61.0 x 61.0 x 84.5 cm (24 x 24 x 33.3 in)
Unit Weight	47.6 kg (105 lb)
Shipping Dimensions	70.4 x 65.8 x 89.9 cm (27.7 x 25.9 x 35.4 in)
Shipping Weight	57.3 kg (126 lb)
Warranty	2 years parts & labour, 5 years compressor parts only
Includes	Ice scoop, tubing for water supply and drain connection, inline sediment water filter, standard short feet installed, and (4) 15.2 cm (6 in) legs

NI260F COMMERCIAL UNDERCOUNTER ICE MAKER, 260LB