

# NORIOTA



Intertek  
ANSI/NSF 12



**FULL DICE CUBE**  
2.2 x 2.2 x 2.2 cm  
7/8 x 7/8 x 7/8 in



## NI150F

NI150F COMMERCIAL UNDERCOUNTER ICE MAKER, 150LB

### FEATURES & BENEFITS

**Produces up to 70.3 kg (155 lb) of full dice cubes per day** for steady ice availability  
**ENERGY STAR certified** for energy-efficient operation, supporting lower day-to-day operating costs

**Integrated insulated storage bin holds up to 34 kg (75 lb)** for convenient access during service

**Dual height configuration flexibility** supports installation under standard-height counters with short feet, or under bar-height counters with included 15.2 cm (6 in) legs

**Vertical evaporator design** produces clear full dice cube ice with consistent shape and presentation

**Digital controller with advanced features, including self-cleaning mode, cleaning reminder, and screen lock** supports straightforward operation and routine maintenance  
**Interior LED lighting** supports easier viewing in low-light environments while enhancing overall presentation

**Automatic bin-full shut-off** helps support reliable day-to-day operation

**Compact 24 in width** supports installation in commercial spaces where room is limited

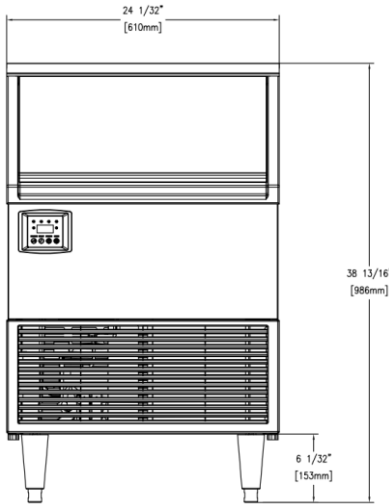
**Includes sediment water filter** to help reduce incoming particle contamination and support cleaner ice machine operation

NORIOTA

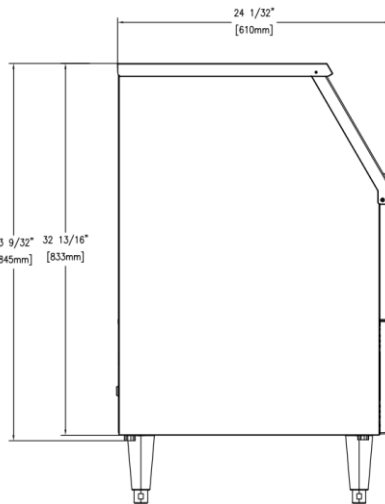
www.noriota.ca | support@noriota.ca | 1-877-NORIOTA

# NORIOTA

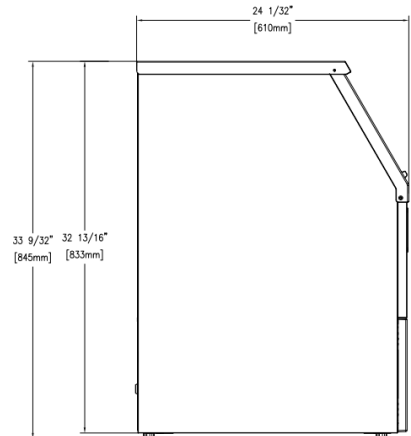
Raised Height Configuration



Raised Height Configuration



Undercounter Height Configuration



<b>Model No.</b>	<b>NI150F</b>
<b>Ice Production Per 24Hr</b> Air Temp. 21°C (70°F) / Water Temp. 10°C (50°F)	70.3 kg (155 lb)
<b>Ice Storage Capacity</b>	34 kg (75 lb)
<b>Refrigerant</b>	R290
<b>Refrigerant Charge</b>	75 g (2.64 oz)
<b>Electrical</b>	115 V / 60 Hz / 1 Ph, dedicated 15 A circuit
<b>Rated Current (Ice Making / Harvest)</b>	3.7 A / 2.8 A
<b>Max Fuse</b>	15 A
<b>Voltage Range</b>	115 V to 127 V
<b>Power Consumption</b>	6.14 kWh / 100 lb ice
<b>Potable Water Use</b>	12.6 gal / 100 lb ice
<b>Plug Type</b>	NEMA5-15P
<b>Cord Length</b>	190 cm (74.8 in)
<b>Water Supply Line Connection</b>	1/4 in OD water tubing
<b>Water Pressure Range</b>	Min 20 PSI Max 80 PSI (Above 80 requires a regulator) Min 1.38 Bar Max 5.5 Bar
<b>Drain</b>	19 mm (3/4 in) ID gravity drain connection required
<b>Ambient Air Temp. Operating Range</b>	10 °C to 38 °C (50 °F to 100 °F)
<b>Water Temp. Operating Range</b>	4 °C to 32 °C (40 °F to 90 °F)
<b>Minimum Installation Clearance</b>	150 mm (6 in) at rear, and 25 mm (1 in) at top and sides
<b>Installation Type</b>	Built-in or free-standing
<b>Cut-out Dimensions (Raised Height)</b>	66.0 x 76.2 x 101.1 cm (26 x 30 x 39.8 in)
<b>Unit Dimensions (Raised Height)</b>	61.0 x 61.0 x 98.6 cm (24 x 24 x 38.9 in)
<b>Cut-out Dimensions (Undercounter Height)</b>	66.0 x 76.2 x 86.4 cm (26 x 30 x 34 in)
<b>Unit Dimensions (Undercounter Height)</b>	61.0 x 61.0 x 84.5 cm (24 x 24 x 33.3 in)
<b>Unit Weight</b>	44.6 kg (98 lb)
<b>Shipping Dimensions</b>	70.4 x 65.8 x 89.9 cm (27.7 x 25.9 x 35.4 in)
<b>Shipping Weight</b>	51.9 kg (114 lb)
<b>Warranty</b>	2 years parts & labour, 5 years compressor parts only
<b>Includes</b>	Ice scoop, tubing for water supply and drain connection, inline sediment water filter, standard short feet installed, and (4) 15.2 cm (6 in) legs

NI150F COMMERCIAL UNDERCOUNTER ICE MAKER, 150LB