

READING INTERVENTION

PHONICS: FROM SKILL TO STORY

OPEN SYLLABLES

Phonics Intervention Minis - from skill to story

Point to each letter(s). Say the sound.

wh f y r l y d c f

Say each sound. Blend the sounds to read the chunk. Then, read each beginning sound and chunk to make a word.

f l y fly d r y dry wh y why

Tap, map, and graph the pictures below. Then read each word.

Highlight the open syllable in the words below. Then, read the fluency chart. Color a star each time you read the chart.

why	cry	fly	dry	fly	★
dry	why	cry	fly	why	★

© A Teachable Teacher

Name: _____

Phonics Intervention Minis - from skill to story

Find the open syllable words in the sentences. Highlight the words. Read each sentence. Color a check mark each time that you read.

A fly is on the dog.	✓✓✓
Kim got rid of the fly.	✓✓✓
Did the dog cry?	✓✓✓
Can Kim dry the dog?	✓✓✓

Find the open syllable words in the story. Highlight the words. Read the story three times. Color a book each time that you read.

Kim's Dog

Kim's dog had a fly on him. Kim had to get rid of the fly. Kim got the dog wet. Did the dog cry? Yes!

Kim can dry the dog.

15+ PAGES

SCIENCE OF READING ALIGNED
Created By A Teachable Teacher



scroll to see more

READING INTERVENTION

PHONICS: FROM SKILL TO STORY

OPEN SYLLABLE EDITION

Completely Decodable

**Researched-based reading
intervention resource**

Answer keys included!


**Each set covers skill reteach
through skill in context**

Small groups or 1-on-1



Open Syllable Skills Covered:

- ✓ Open Syllable e
- ✓ Open Syllable i (y)
- ✓ Open Syllable o



Pre Reading Words included in passages:

- ✓ a ✓ and ✓ I ✓ for
- ✓ is ✓ of ✓ the ✓ to
- ✓ was ✓ you

Teach With Megan Huber (TPT Seller)
September 15, 2022

★★★★★ Extremely satisfied

I absolutely love adding this resource to my classroom. Mapping words and breaking down phonics skills has truly helped their mastery in each skill.

Students used with
1st grade

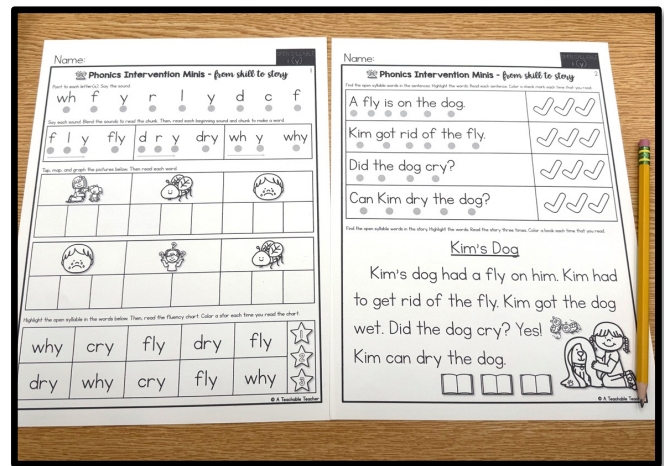
Students were engaged

Strongly disagree Strongly agree

★ Newly Added on March 1, 2025!

Reading Skills Covered:

- ✓ phonics in context
- ✓ building fluency
- ✓ targeted practice



READING INTERVENTION

PHONICS: FROM SKILL TO STORY

PAGE 1

- ✓ Say letter sounds
- ✓ Blend and read open syllable words
- ✓ Word map open syllable words
- ✓ Read open syllable words three times to build fluency

Name: _____

Phonics Intervention Minis - from skill to story

Point to each letter(s). Say the sound.

h m e sh w e m e sh

Say each sound. Blend the sounds to read the chunk. Then, read each beginning sound and chunk to make a word.

sh e	she	m e	me	h e	he
------	-----	-----	----	-----	----

Tap, map, and graph the pictures below. Then read each word.

Highlight the open syllable in the words below. Then, read the fluency chart. Color a star each time you read the chart.

me	she	we	he	she	★
he	me	she	we	me	★

© A Teachable Teacher

PAGE 2

Name: _____

Phonics Intervention Minis - from skill to story

Find the open syllable words in the sentences. Highlight the words. Read each sentence. Color a check mark each time that you read.

Can we sit?	✓✓✓
She got a mat.	✓✓✓
He sat on a rug.	✓✓✓
We can sit.	✓✓✓

Find the open syllable words in the story. Highlight the words. Read the story three times. Color a book each time that you read.

We Sat

Meg got a mat. She sat on the mat.
Tim got a rug. He sat on the rug. Dot
and I got a mat. We sat
on the mat.

© A Teachable Teacher

- ✓ Read open syllable words in short DECODABLE sentences
- ✓ Read open syllable words in a short, engaging, and DECODABLE story

See it in action!

READING INTERVENTION

PHONICS: FROM SKILL TO STORY

Name: _____

OPEN SYLLABLE
i (y)



Phonics Intervention Minis - from skill to story







Point to each letter(s). Say the sound.

wh f y r l y d c f

Say each sound. Blend the sounds to read the chunk. Then, read each beginning sound and chunk to make a word.

f l y fly d r y dry wh y why

Tap, map, and graph the pictures below. Then read each word.

		
d r y		
		

Highlight the open syllable in the words below. Then, read the fluency chart. Color a star each time you read the chart.

wh y	cr y	fly	dry	fly	  
dry	w y	cr y	fly	wh y	

© A Teachable Teacher

Say each sound and blend the word.



Look at the letter then tap and say the sounds.

Tap, map, and graph each skill picture.



Then read the word.

Highlight the digraph in each word. Then read the fluency chart and color a star each time you read it.

NO PREP

READING INTERVENTION

PHONICS: FROM SKILL TO STORY

Find and highlight the digraph word in each sentence.

NO PREP

Name: _____

OPEN SYLLABLE
i (y)

Phonics Intervention Minis - from skill to story

2

Find the open syllable words in the sentences. Highlight the words. Read each sentence. Color a check mark each time that you read.

A fly is on the dog.

● ● ● ● ● ●



Kim got rid of the fly.

● ● ● ● ● ●



Did the dog cry?

● ● ● ●



Can Kim dry the dog?

● ● ● ● ●



Find the open syllable words in the story. Highlight the words. Read the story three times. Color a book each time that you read.

Kim's Dog

Kim's dog had a fly on him. Kim had to get rid of the fly. Kim got the dog wet. Did the dog cry? Yes!

Kim can dry the dog.



© A Teachable Teacher

Read the sentence and color a check mark each time you read to build fluency.

Find and highlight the digraph. Color a book each time you read the story.



TEACHERS ARE RAVING!



Wisner with Kisor (TPT Seller)

December 19, 2022

★★★★★ Extremely satisfied

These have been great for my students that need a little extra instruction to grasp skills.

Students used with

1st grade



Christine W.

November 9, 2022


★★★★★ Extremely satisfied

From skill to story....that is my favorite part! The progression of this resource is exactly what my students needed!

Students used with

1st grade

Students were engaged



Susan B.

September 9, 2022

★★★★★ Extremely satisfied


This is perfect for my students to practice decoding words with digraphs.

Students used with

1st grade

Primarily students with mild to severe disabilities

Students were engaged



STOP the SEARCH for PHONICS intervention!

These are designed for **targeted** phonics practice.

Letter sounds +
blending + word
mapping + reading +
fluency for every
open syllable skill!

Name: _____

Phonics Intervention Minis - from skill to story

Point to each letter(s). Say the sound.

h m e sh w e m

Say each sound. Blend the sounds to read the chunk. Then, read each beginning sound and chunk.

sh e	she	m e	me	h
------	-----	-----	----	---

Tap, map, and graph the pictures below. Then read each word.

Highlight the open syllable in the words below. Then, read the fluency chart. Color a star each time you read the words.

me	she	we	he
he	me	she	we

Name: _____

Phonics Intervention Minis - from skill to story

Find the open syllable words in the sentences. Highlight the words. Read each sentence. Color a check mark each time that you read.

Can we sit?	✓✓✓
She got a mat.	✓✓✓
He sat on a rug.	✓✓✓
We can sit.	✓✓✓

Find the open syllable words in the story. Highlight the words. Read the story three times. Color a book each time that you read.

We Sat

Meg got a mat. She sat on the mat.
Tim got a rug. He sat on the rug. Dot
and I got a mat. We sat
on the mat.

Highlight the open syllable in the words below. Then, read the fluency chart. Color a star each time you read the words.

me	she	we	he
he	me	she	we

READING INTERVENTION
PHONICS: FROM SKILL TO STORY

OPEN SYLLABLES

15+ PAGES

SCIENCE OF READING ALIGNED
Created By A Teachable Teacher

NO PREP needed!

Ready for
any open
syllable
skill you
may need!
Just print
and go!

Name: _____

Phonics Intervention Minis - from skill to story

Point to each letter(s). Say the sound.

i s f r sh y h k y

Say each sound. Blend the sounds to read the chunk. Then, read each beginning sound and chunk to make a word.

h i	hi	s k y	sky	f r y	fry
-----	----	-------	-----	-------	-----

Tap, map, and graph the pictures below. Then read each word.

Highlight the open syllable in the words below. Then, read the fluency chart. Color a star each time you read the words.

sky	hi	shy	fry	hi	★
fry	shy	hi	shy	sky	★

Name: _____

Phonics Intervention Minis - from skill to story


Find the open syllable words in the sentences. Highlight the words. Read each sentence. Color a check mark each time that you read.

I can run to the fry hut.	✓✓✓
Tam got a fry.	✓✓✓
Is Bud shy?	✓✓✓
Bud tells Tam "hi!"	✓✓✓

Find the open syllable words in the story. Highlight the words. Read the story three times. Color a book each time that you read.

Bud

Bud is on a run to the fry hut. At
the fry hut, Bud's pal Tam got a fry.
Bud is not shy to Tam. Bud
tells Tam "hi!" and gets a fry.



Frequently Asked Questions

Do you have a PDF online version of these materials for online teachers?

I do not have digital versions of these pages at this time. They are only available in a printable PDF.

Do you have more phonics intervention pages than just digraphs?

Yes! Click HERE for the money saving Phonics Intervention BUNDLE!

Do you have a list of the high frequency words used for each decodable passage?

The only words that aren't 100% decodable are these 10 Pre Reading Words: a, and, I, for, is, of, the, to, was, you.

Are the pages in this resource editable?

The pages in this resource are currently NOT editable.