


phonics worksheets

SCIENCE OF READING ALIGNED

21 PAGES





Vowel Teams - ea/ee

Name: _____

Let's Blend & Read I

Say the sounds. Blend the word. Color or circle the picture that matches the word.

b ee p beep  

Vowel Teams - ea/ee

Name: _____

Let's Word Map I

Say the word. Then tap the word. Map the word. Finally, write the word again in the box below.

Vowel Teams - ea/ee

Name: _____

Let's Read & Find I

Color or circle the picture and check off the word.

beam heat feet

Lee tea peak

deep

Vowel Teams - ea/ee

Name: _____

Let's Pyramid Read & Match I

Read each line until you finish the sentence. Then match the words to the blanks.

Jean
Jean can
Jean can feed
Jean can feed the
Jean can feed the

Lee
Lee will
Lee will read
Lee will read in
Lee will read in a
Lee will read in a s





Vowel Teams - ea/ee

Name: _____

Let's Read and Answer I

Read the passage. Color a book each time you read. When you're done, answer the questions.

The Big Beam

Lee is near a beam. The beam  is big. Can Lee get onto the big beam? Lee leaps to it with his feet. Lee's heel hits the big beam. Then Lee's feet land flat on the beam. Lee did it!   

1. Lee's ___ hits the beam.
 heel near beam

2. Lee's feet land flat on the _____.
 near beam leap

LONG VOWEL TEAMS - EA/EE

Created By A Teachable Teacher

phonics worksheets

SCIENCE OF READING ALIGNED

21 PAGES

ZERO PREP

FULLY DECODABLE

PRACTICE *WORDS *STORIES WITH
*SENTENCES READING COMP.

ANSWER KEY INCLUDED

LONG VOWEL TEAMS - EA/EE

Created By A Teachable Teacher

phonics worksheets

SCIENCE OF READING ALIGNED

11 worksheet types

Name: _____ Vowel Teams - ea/ee

Let's Word Map I

Look at the picture. Say the word. Then top the word. Map the word. Finally, write the word again in the box below.

Name: _____ Vowel Teams - ea/ee

Let's Read & Match I

Read the word. Find the matching picture. Write the word under the picture.

beat see heal bee reef meat
 peek heap eel seat beam jeep

Name: _____ Vowel Teams - ea/ee

Let's Write and Find I

Say the word. Top and map the word. Then, find the word in the word search.

Name: _____ Vowel Teams - ea/ee

Let's Crack the Code and Read I

Write the letter that matches the beginning sound for the picture. Then, read your word. Circle the matching picture.

Name: _____ Vowel Teams - ea/ee

Let's Blend & Read I

Say the sounds. Blend the word. Color or write the picture that matches the word you read. Write the word.

b ee p beep
s ea l seal
n ea t neat
d ee d deed
b ea d bead

Name: _____ Vowel Teams - ea/ee

Let's Build Words I

Say the word. Cut out the letters to build the word. Then, write the word.

h e a
e m a
a k s
p e e
a h a

Name: _____ Vowel Teams - ea/ee

Let's Read & Find I

Read the word. Find the matching picture. Color or circle the picture and check off the word.

meal teen beam heat feet
 weed lean jeep tea peak
 leap seek reef bee deep



Name: _____ Vowel Teams - ea/ee

Let's Read & Draw I

Read the sentence. Draw a picture to match the sentence. Finally, read all of the sentences on the page three times.

Lee can keep a neat desk.
I dug up a beet and a pea.
The team won the big game!
I see a teal jeep.
Jean can fix the leak.

Name: _____ Vowel Teams - ea/ee

Let's Pyramid Read & Match I

Read each row until you finish the sentence. Then copy and paste the matching picture. Finally, read each sentence three times.

Jean	_____	A
Jean can	_____	A beet
Jean can feed	_____	A beet seed
Jean can feed the	_____	A beet seed is
Jean can feed the cat.	_____	A beet seed is in the
		A beet seed is in the bag.

Lee	_____	The
Lee will	_____	The bee
Lee will read	_____	The bee is
Lee will read in	_____	The bee is on
Lee will read in a	_____	The bee is on the
Lee will read in a seat.	_____	The bee is on the leaf.

Name: _____ Vowel Teams - ea/ee

Let's Unscramble and Read I

Unscramble the words to make a sentence. Write the sentence underneath. Then read all of the sentences three times.

the swam reef. in I
eel. Dean feed the can
I on Lee's am team.
peek gifts? you the Did at
A the is path. leaf on

Name: _____ Vowel Teams - ea/ee

Let's Read and Answer I

Read the passage. Color a book each time you read. When you're done, answer the questions.

The Big Beam

Lee is near a beam. The beam is big. Can Lee get onto the big beam? Lee leaps to it with his feet. Lee's heel hits the big beam. Then Lee's feet land flat on the beam. Lee did it!

1. Lee's ____ hits the beam.
 heel near beam

2. Lee's feet land flat on the ____.
 near beam leap

phonics worksheets

SCIENCE OF READING ALIGNED

FULLY DECODABLE


Name: _____ Vowel Teams - ea/ee

Let's Pyramid Read & Match I

Read each line until you finish the sentence. Then copy and paste the matching picture. Finally, read each bottom sentence three times.

Jean
Jean can
Jean can feed
Jean can feed t
Jean can feed t

Lee
Lee will
Lee will read
Lee will read in
Lee will read in a
Lee will read in a





Name: _____ Vowel Teams - ea/ee

Let's Read and Answer I

Read the passage. Color a book each time you read. When you're done, answer the questions.

The Big Beam

Lee is near a beam. The beam  is big. Can Lee get onto the big beam? Lee leaps to it with his feet. Lee's heel hits the big beam. Then Lee's feet land flat on the beam. Lee did it! 

1. Lee's ___ hits the beam.
 heel near beam

2. Lee's feet land flat on the ____ .
 near beam leap

© A Teachable Teacher

HIGH FREQUENCY WORDS

Sentences and passages use only

- **prereading high frequency words** (a, and, I, for, is, of, the, to, was, you)
 - **decodable** VC + CVC + CCVC + CVCC + CCVCC + CVV + VVC + CVVC + CCVV + CVVCC + CVCe
- high frequency words (w/ digraphs and blends)

phonics worksheets

SCIENCE OF READING ALIGNED

VARIED PRACTICE

WORDS

Name: _____ **Vowel Teams - ea/ee**

Let's Blend & Read I

Say the sounds. Blend the word. Color or circle the picture that matches the word you read. Write the word.

b ee p	beep			
s ea l	seal			
n ea t	neat			
d ee d	deed			
b ea d	bead			
k ee p	keep			

SENTENCES

Name: _____ **Vowel Teams - ea/ee**

Let's Unscramble and Read I

Unscramble the words to make a sentence. Write the sentence underneath. Then read all of the sentences three times.

the	swam	reef.	in	I	

eel.	Dean	feed	the	can	

I	on	Lee's	am	team.	

peek	gifts?	you	the	Did	at

A	the	is	path.	leaf	on


PASSAGES

Name: _____ **Vowel Teams - ea/ee**

Let's Read and Answer I

Read the passage. Color a book each time you read. When you're done, answer the questions.

The Big Beam



Lee is near a beam. The beam is big. Can Lee get onto the big beam? Lee leaps to it with his feet. Lee's heel hits the big beam. Then Lee's feet land flat on the beam. Lee did it!

- Lee's ___ hits the beam.
 - heel
 - near
 - beam
- Lee's feet land flat on the _____.
 - near
 - beam
 - leap

ANSWER KEYS INCLUDED

phonics worksheets

SCIENCE OF READING ALIGNED

SO MANY WAYS TO USE

HOMework

INTERVENTION

INFORMAL ASSESSMENT

SMALL GROUP/TUTORING

LONG VOWEL TEAMS - EA/EE

Created By A Teachable Teacher