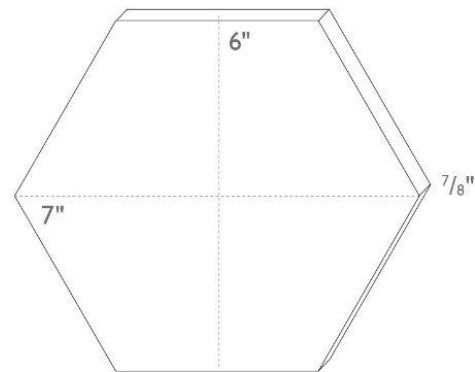
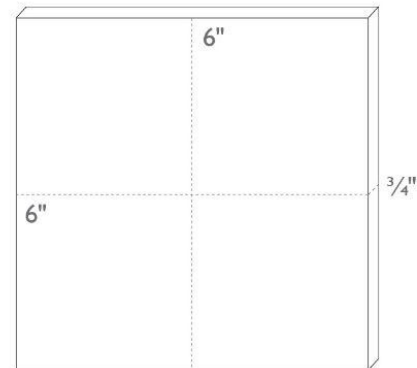


ANTIQUETERRACOTTA

USAGE	Y / N
interior floor	Y*
interior wall	Y*
exterior floor	Y*
exterior wall	Y*
residential heavy traffic	Y
commercial light traffic	Y
radiant heating compatible	Y
fireplace surround	Y
shower	Y*
steam shower	N
fountain	N
freeze thaw	N
pool	N
heat resistant	Y
sink backsplash	Y*
stove backsplash	Y*
grout joint size	1/2"
UV resistant	Y



Standard thickness for the square is 3/4" and for the hex is 7/8".

Please note all dimensions are nominal. Please note there can be substantial variations in size +/- 1/2" given the reclaimed nature of these tiles.

*There are specific installation requirements for this usage. Please discuss with your installer.

ANTIQUETERRACOTTA

What's in our tile: A humble clay, traditional terracotta has been used in everything from pottery and jugs to roof tiles and building bricks. The authentic quality of terracotta cannot be denied; these tiles work hard and are long lasting. Antique terracotta tiles are not manufactured but reclaimed from antique European structures.

Because antique terracotta tiles are reclaimed from existing structures, and not produced in a factory, there will be degrees of variation in color, shade, size and texture across batches. This means that your sample will not be a perfect match with your actual order, and that any add-on order will not be a perfect match either. **This is the beauty of reclaimed artisan tile!**

INSPECTING YOUR SHIPMENT

- Antique Terracotta tiles are reclaimed and therefore variations in depth, color, shade, size and texture, as well as pits, chips, and cracks can be expected.
 - Due to the variations in color and shade of antique terracotta tiles, it is important to blend the tiles from all boxes once they arrive and place them in their installation area to ensure you have the layout you want before installing.
 - Industry standard suggests adding at least 15% overage due to tile cuts, potential shipping breakage, or future repairs.
 - Antique Terracotta tiles will have a pre-existing patina due to age of the tile, and dust and dirt can be expected due to the recovery process of the tiles.
 - Antique Terracotta tiles come custom crated based upon their order quantity.
-

INSTALLATION FYIs

- clé offers general information about our tiles and their unique qualities and usages. Proper installation will only be attained if you have selected a seasoned installer with years of experience with artisan tiles. Any installer without artisan tile experience will not know how to install clé tiles and will likely result in failed installations.
- As is standard in the tile industry, installation deems acceptance of materials. Do not install if there are visible issues. If you have any doubts or are unsure of what qualifies as a visible issue for the tile you are installing, please reach out to us PRIOR to installation. Our tiles are subject to variations in color, texture, size and finish. Misuse by contractor or end-user including but not limited to negligence, physical and/or chemical abuse is not covered by clé's warranty.
- Tile is merely the surface of your construction. Installation problems will arise from inexperienced artisan tile installers, substrate or construction engineering and/or installation issues. Please refer to your project architect, structural engineer and/or installer for best results. ***PLEASE CONFIRM YOUR INSTALLER'S LEVEL OF ARTISAN TILE EXPERIENCE.** Your installation will only be as good as your installer.
- Install the tiles as late as possible in the project to minimize the risk of damaging the tile.

- Do not use blue tape or other construction tape during product installation. We cannot guarantee that the tape will not erode or damage our products.
 - To accommodate variations in tile sizes, wedge spacers can be used to keep tile lines straight during installation.
 - For orders with substantial thickness variation, you will need to separate tiles into two installation groups: a thicker group and a thinner group. Install the thicker tile first. This will then allow you to select a backer board with the appropriate thickness to raise the thin tile up to the same height as the thick tile.
 - Please refer to the current edition of the TCNA Handbook for best installation results and ANSI A137.1 American National Standard Specifications for Ceramic Tile to reference for specifications.
-

INSTALLATION AREAS

- Antique Terracotta tiles are radiant heating compatible and can be installed on interior and exterior floors, including heavy residential and commercial traffic areas.
 - Antique Terracotta tiles are heat resistant and can be used on fireplace surrounds.
 - Antique Terracotta tiles can be installed on backsplashes, in bathrooms, and showers with the application of a penetrating sealer.
 - Antique Terracotta tiles can be used as a stove backsplash. Please consult with your installer to see if a range splash is required for your installation.
 - Antique Terracotta tiles can be used on interior and exterior non-freeze thaw location walls. Refer to the “Sealing, Maintenance, and Care” section below for exterior sealing recommendations.
 - Antique Terracotta tiles should not be installed in steam showers, pools or fountain areas.
 - Antique Terracotta tiles are not freeze/thaw resistant.
-

GROUT

- clé recommends Mapei Flexcolor CQ grout for Antique Terracotta tile installations.
- clé recommends a 1/2" grout joint. Should you find extreme variations in length between the pieces of your order, we recommend increasing or decreasing the grout joint size as needed in order to compensate and create a cohesive look.
- Grout color selection is always up to our client and/or their design professional. However, clé is often asked for our opinion on best grout selections for our tiles. And due to the large array of grout colors that are now available, clé would like to offer this general guideline on a grout color selection for any of your clé tiles.
 - First, have your contractor complete your tile installation, except for the grout portion.
 - Next, ask your contractor to bring ALL grout color charts from his preferred grout manufacturer for your review.
 - Lastly, choose a time of day when you are most pleased with the lighting in your space (either natural lighting, installed lighting or a blend of both). During that lighting and time of day, select the grout color that best matches your tile selection.

- If your contractor is having any issues or questions regarding this grout, please reach out to Mapei tech support directly at 1-800-992-6273 as they are the best and fastest line of contact.
- If you are working with highly color-variegated tiles or a combination of tiles, we recommend that you follow the above recommendations—but match your grout to the color in your installation that you would like to accentuate.
- It is recommended to apply a sealant or a grout release prior to grouting to minimize risk of grout haze and to allow for easy clean up.
- When grouting Antique Terracotta installations, using a grout bag and working carefully is recommended as it is difficult to remove excess grout, even when a sealant or grout release is applied.

SEALING, MAINTENANCE, AND CARE

- Please follow Laticrete's [Sealing, Maintenance, and Care guide](#) for more guidance on sealing, cleaning, maintaining, and caring for your tile installation.
- **If you have any questions regarding Laticrete products or how to use them, please contact Laticrete directly by phone: 1-800-243-4788 X 1235.**

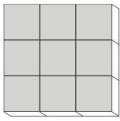
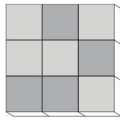
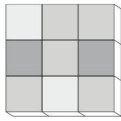
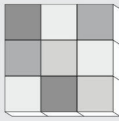
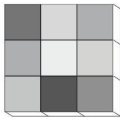

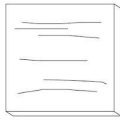
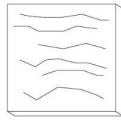

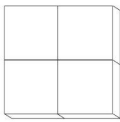
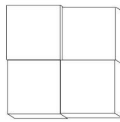
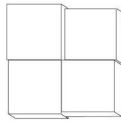
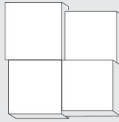
ADDITIONAL SPECIFICATIONS

COLOR, TEXTURE AND SIZE VARIATION

Antique Terracotta tiles are reclaimed antiques, not newly manufactured, which means there will be degrees of variation in the color, shade, size, and texture in your order of tiles. Additionally, you may find chips and cracks in your order of tiles.







The following is a guide for the different degrees of variation that we have assigned our tiles:

Antique Terracotta tiles are rated level 'level 4 heavy' for color and texture variation, and 'level 4 extreme' for size variation.

CATEGORY	LEVEL 1	LEVEL 2	LEVEL 3	LEVEL 4	LEVEL 5
COLOR VARIATION	 low	 slight	 medium	 heavy	 extreme
TEXTURE VARIATION	 smooth	 slight	 medium	 heavy	n/a
SIZE VARIATION	 slight	 medium	 heavy	 extreme	n/a

IMPERFECTIONS

True to the nature of a reclaimed antique, our Antique Terracotta tiles will show a high level of imperfections and are rated 'level 3 heavy' for both pits/chips and cracks.

	LEVEL 1	LEVEL 2	LEVEL 3
PITS/CHIPS	 will occur	 prevalent	 heavy
CRACKS	 light	 medium	 heavy

FLOOR RATING

Antique Terracotta tiles are rated III (can be used for light residential to light commercial foot traffic)

I light residential

for residential areas with light foot traffic. examples can include bathroom, bedroom, formal dining and living rooms. please note the following:

- not suitable for shoes with hard sole profiles (cleats, stilettos, etc.)
- the floor must be kept clean from abrasive debris (gravel, mud, salt, etc.)
- immediately clean all stains (food, personal and household care products, oils, paints, chemicals etc.)

II heavy residential

for residential areas with continuous foot traffic. examples can include entry, hallway, kitchen, foyer, laundry and mud rooms. please note the following:

- the floor must be kept clean from abrasive debris (sand, gravel, mud, salt, etc.)
- immediately clean all stains (food, personal and household care products, oils, paints, chemicals etc.)

III light commercial

for commercial areas with light foot traffic. examples can include commercial offices, doctor's offices and boutiques. please note the following:

- the floor must be kept clean from abrasive debris (sand, gravel, mud, salt, etc.)
- immediately clean all stains (food, personal and household care products, oils, paints, chemicals etc.)

IV heavy commercial

for commercial areas with continuous foot traffic. examples can include hotel lobby, retail, corridors in an office building, shopping mall and restaurant. please note the following:

- the floor must be kept clean from abrasive debris (sand, gravel, mud, salt, etc.)
- immediately clean all stains (food, personal and household care products, oils, paints, chemicals etc.)

V industrial

standard industrial floor use with no extreme, heavy breakage or spillage. examples can include restaurant kitchen, bar work area, winery production, exterior hotel entry, airport, car showroom, driveway. please note the following:

- the floor must be kept clean from abrasive debris (sand, gravel, mud, salt, etc.)
- immediately clean all stains (food, personal and household care products, oils, paints, chemicals etc.)

PRODUCT DESCRIPTION

Antique Terracotta tiles are unglazed, non-vitreous terracotta tiles, which are hand formed, and fired. They are not manufactured but reclaimed from antique structures.

PRODUCT COMPONENTS

Clay.

DIMENSIONS

Square	15.2 cm x 15.2 cm x 1.9 cm (6" x 6" X ¾" / 1.36 kg per tile (3 lbs)
Hex	15.2 cm x 17.8 cm x 2.2 cm (6" x 7" X 7 8") / 1.36 kg per tile (3 lbs)

* Please note that all dimensions are nominal. Please note there can be substantial variations in size +/- ½" given the reclaimed nature of these tiles.

AVERAGE COEFFICIENT OF FRICTION (DCOF ACUTEST)

“Wet Dynamic Coefficient of Friction” (DCOF) - DCOF testing is not performed on antique terracotta tiles due to the different reclaimed batches. However the textured, unglazed surface will provide slip resistance.

FREEZE/THAW RESISTANCE (ASTM C1026)

Antique Terracotta tiles are not freeze/thaw resistant.

WATER ABSORPTION TEST (ASTM C373)

(7.0% < absorption < 20.0%); Non-vitreous.

ACID RESISTANCE

Antique Terracotta tiles are not resistant to acids and should be cleaned with pH neutral cleaners.

LEED CREDITS

The product is an inherently non-emitting source of VOCs (stone, ceramic, metals, powder-coated metals, plated or anodized metal, glass, cement, clay brick, and unfinished or untreated solid wood) and has no integral organic -based surface coatings, binders, or sealants.

Antique terracotta tiles are considered 'inherently non-emitting sources' under the Low-emitting Materials Credit of LEEDv4/v4.1. **This is a credit for our Antique Terracotta tile that is eligible to be used toward LEED.**

'Inherently non-emitting' means that these tile types have been shown to not contribute emissions to indoor environments and are therefore exempt from demonstrating compliance with CDPH v1.1-2010 or CDPH v1.2-2017.

Use of these tiles as Wall or Flooring materials should be entered in the LEED v4.1 low-emitting materials Calculator and identified as 'inherently non-emitting' in the Products Tab (Column L).

Disclosures for MR Credit Material Ingredient Disclosures under LEEDv4/v4.1, are not available at this time. We are exploring our disclosure options and have not established a timeline for completion.

Disclosures for MR Credit Environmental Product Declarations under LEEDv4/4.1, are not available at this time. We are exploring our disclosure options and have not established a timeline for completion.

Our Antique Terracotta tile qualifies as a salvaged material under the LEEDv4/v4.1 MR Material Sourcing Credit. 100% of the product is salvaged from antique architectural structures in France. **This is a credit for our Antique Terracotta tile that is eligible to be used toward LEED.**

Antique Terracotta can contribute to two LEEDv4/v4.1 points under the Low-emitting Materials Credit and under the MR Material Sourcing Credit.

RECYCLED CONTENT

There is no recycled content in our antique terracotta tiles. See material sourcing disclosure above.

PERCENTAGE OF PRE-CONSUMER AND/OR POST-CONSUMER MATERIALS

There is no pre-consumer or post-consumer material content in our antique terracotta tiles. See material sourcing disclosure above.

FIRE RATING

Typically, ceramic tile does not need to have fire rating testing performed. It is our understanding from TCNA that the explanation that ceramic is inorganic, inert, and typically free of materials that could burn or produce smoke is generally enough to satisfy a specifier and that testing is not necessary. Also, the temperatures observed in the testing are typically lower than the temperatures at which ceramic tiles are fired.

Terracotta is a ceramic tile and falls under the description, “because ceramic tile is non-flammable and does not produce smoke in a fire, it inherently meets the flame spread and smoke development requirements of Section 803 of the International Building Code (IBC) for interior wall and ceiling materials.”