
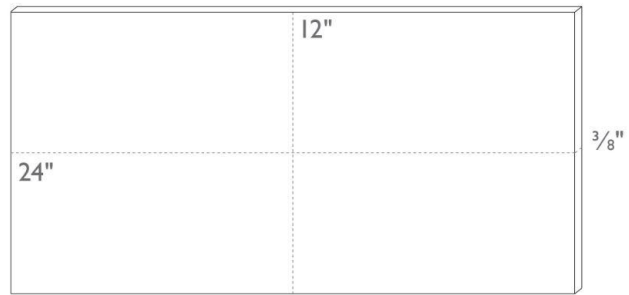
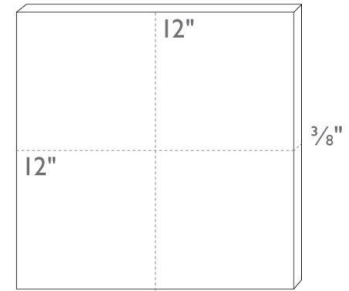
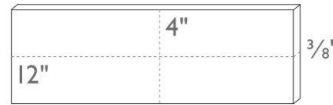
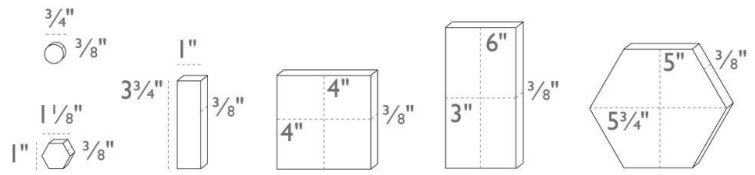


clé CARRARA

USAGE	Y / N
interior floor	Y*
interior wall	Y*
exterior floor	Y*
exterior wall	Y*
residential heavy traffic	Y
commercial light traffic	Y
radiant heating compatible	Y
fireplace surround	Y
shower	Y*
steam shower	Y*
fountain	N
freeze thaw	N
pool	N
heat resistant	Y*
sink backsplash	Y*
stove backsplash	Y*
grout joint size	1/8"
UV resistant	Y



Standard thickness for carrara is 3/8".

Please note all dimensions are nominal. Please note that dimensions can vary +/- 1/8 inch.

*There are specific installation requirements for this usage. Please discuss with your installer.

clé CARRARA

What's in our tile: Honed white marble with delicate gray veining formed from the historic carrara stone quarried from the majestic mountains of Carrara, Italy. Our clé carrara collection is a classic white stone with a mixed fleuri and vein cut that blends to create subtle yet distinctive patterns.

Carrara is a natural stone which will exhibit degrees of variation in color and shade. Our tiles are cut from large blocks of Carrara, therefore there will be variation in color and shade across production lots or batches depending on the area of the quarry a particular lot was pulled from. This means that your sample may not be a perfect match with your actual order, and that your add-on order may not be a perfect match to either. **This is the beauty of artisanal tile!**

INSPECTING YOUR SHIPMENT

- Carrara is a natural stone which will exhibit a smooth honed surface with delicate gray veining.
- Due to the natural materials and production process of Carrara tiles, there will be degrees of variation in color, shade and size in your order, therefore it is important to blend the tiles from all boxes once they arrive and place them in their installation area to ensure you have the layout you want before installing.
- Industry standard suggests adding at least 15% overage due to tile cuts, potential shipping breakage, or future repairs.
- Dust and shipping residue are to be expected and should be cleaned prior to installing.

INSTALLATION FYIs

- clé offers general information about our tiles and their unique qualities and usages. Proper installation will only be attained if you have selected a seasoned installer with years of experience with artisan tiles. Any installer without artisan tile experience will not know how to install clé tiles and will likely result in failed installations.
- As is standard in the tile industry, installation deems acceptance of materials. Do not install if there are visible issues. If you have any doubts or are unsure of what qualifies as a visible issue for the tile you are installing, please reach out to us PRIOR to installation. Our tiles are subject to variations in color, texture, size and finish. Misuse by contractor or end-user including but not limited to negligence, physical and/or chemical abuse is not covered by clé's warranty.
- Tile is merely the surface of your construction. Installation problems will arise from inexperienced artisan tile installers, substrate or construction engineering and/or installation issues. Please refer to your project architect, structural engineer and/or installer for best results. *PLEASE CONFIRM YOUR INSTALLER'S LEVEL OF ARTISAN TILE EXPERIENCE. Your installation will only be as good as your installer.
- Please note that all carrara contains naturally occurring iron deposits that can cause rust spots if exposed to excessive moisture.
- Do not use blue tape or other construction tape during product installation. We cannot guarantee that the tape will not erode or damage our products.
- Install the tiles as late as possible in the project to minimize the risk of damaging the tile.

- However, if you plan to install your tile prior to the installation of cabinets, fixtures, etc., refinishing will likely be necessary before your installation can be considered finished. Shipping imperfections is also alleviated by a refinishing as the final step of installation.
 - Please work with your project architect, structural engineer and/or installer to make sure that this final step is being accounted for in your project timeline and budget and to ensure that you are getting the desired final look on your installation.
 - Please refer to the current edition of the TCNA Handbook for best installation results and ANSI A137.1 American National Standard Specifications for Ceramic Tile to reference specifications.
-

INSTALLATION AREAS

- Carrara tiles can be used on interior and exterior floors, including light commercial traffic areas.
 - Carrara tiles can be used on fireplace surrounds and are radiant heating compatible.
 - Carrara tiles can be installed on backsplashes, bathrooms, showers and steam showers with application of a waterproofing, penetrating sealant.
 - Carrara tiles can be used on shower and steam shower floors. To increase slip resistance in these installation areas, larger tiles can be scored to create grooves on the surface of the tile. Additionally, using a thicker grout line, an off-center placement and/or using smaller 2" x 2" tiles, can also provide protection because there are more grout lines.
 - Carrara tiles can be used as a stove backsplash with additional placement issues taken into consideration.
 - Carrara tiles can be used on interior and exterior walls with additional steps taken into consideration for freeze/thaw locations.
 - Carrara tiles are not suitable for pool and fountain water lines.
 - Carrara tiles are not freeze/thaw resistant.
-

GROUT

- clé recommends Mapei Flexcolor CQ grout for Carrara tile installations.
- clé recommends a 1/8" grout joint on all sizes, except for those sizes that come mounted on mesh sheets.
- Penny rounds, 1" hexagon mosaics and 1" x 3³/₄" herringbone mosaics come mounted on mesh sheets and have a fixed 1/16" grout joint. 5" hexes come mounted on mesh sheets and will have a fixed 1/8" grout joint.
- Grout color selection is always up to our client and/or their design professional. However, clé is often asked for our opinion on best grout selections for our tiles. And due to the large array of grout colors that are now available, clé would like to offer this general guideline on a grout color selection for any of your clé tiles.
 - First, have your contractor complete your tile installation, except for the grout portion.
 - Next, ask your contractor to bring ALL grout color charts from his preferred grout manufacturer for your review.
 - Lastly, choose a time of day when you are most pleased with the lighting in your space (either natural lighting, installed lighting or a blend of both). During that lighting and time of day, select the grout color that best matches your tile selection.

- If you are working with highly color-variegated tiles or a combination of tiles, we recommend that you follow the above recommendations—but match your grout to the color in your installation that you would like to accentuate.

MAINTENANCE & CARE

- Please follow Laticrete’s [Sealing, Maintenance, and Care](#) guide for more guidance on cleaning, maintaining, and caring for your tile installation.
- **If you have any questions regarding Laticrete products or how to use them, please contact Laticrete directly by phone: 1-800-243-4788 X 1235.**

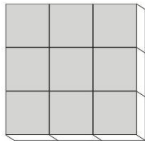
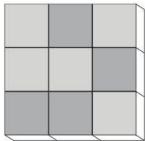
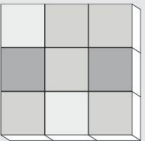
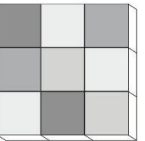
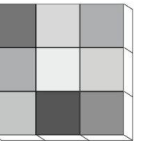

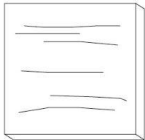
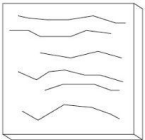
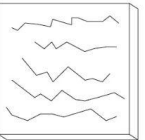
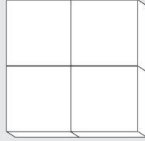
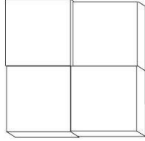
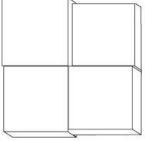
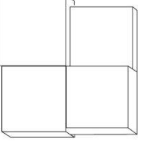
ADDITIONAL SPECIFICATIONS

COLOR, TEXTURE AND SIZE VARIATION

Carrara is a natural stone which will exhibit degrees of variation in color and shade. Our tiles are cut from large blocks of carrara, therefore there will be variation in color and shade across production lots or batches depending on the area of the quarry a particular lot was pulled from. This means that your sample may not be a perfect match with your actual order, and that your add-on order may not be a perfect match to either.

The following is a guide for the different degrees of variation that we have assigned our tiles:

Carrara is rated 'level 3 medium' for color variation, 'level 1 smooth' for texture variation, and 'level 1 slight' for size variation.

CATEGORY	LEVEL 1	LEVEL 2	LEVEL 3	LEVEL 4	LEVEL 5
COLOR VARIATION	 <p>low</p>	 <p>slight</p>	 <p>medium</p>	 <p>heavy</p>	 <p>extreme</p>
TEXTURE VARIATION	 <p>smooth</p>	 <p>slight</p>	 <p>medium</p>	 <p>heavy</p>	n/a
SIZE VARIATION	 <p>slight</p>	 <p>medium</p>	 <p>heavy</p>	 <p>extreme</p>	n/a

FLOOR RATING

clé classics carrara is rated III (can be used for light residential to light commercial foot traffic)

I light residential

for residential areas with light foot traffic. examples can include bathroom, bedroom, formal dining and living rooms. please note the following:

- not suitable for shoes with hard sole profiles (cleats, stilettos, etc.)
- the floor must be kept clean from abrasive debris (gravel, mud, salt, etc.)
- immediately clean all stains (food, personal and household care products, oils, paints, chemicals etc.)

II heavy residential

for residential areas with continuous foot traffic. examples can include entry, hallway, kitchen, foyer, laundry and mud rooms. please note the following:

- the floor must be kept clean from abrasive debris (sand, gravel, mud, salt, etc.)
- immediately clean all stains (food, personal and household care products, oils, paints, chemicals etc.)

III light commercial

for commercial areas with light foot traffic. examples can include commercial offices, doctor's offices and boutiques. please note the following:

- the floor must be kept clean from abrasive debris (sand, gravel, mud, salt, etc.)
- immediately clean all stains (food, personal and household care products, oils, paints, chemicals etc.)

IV heavy commercial

for commercial areas with continuous foot traffic. examples can include hotel lobby, retail, corridors in an office building, shopping mall and restaurant. please note the following:

- the floor must be kept clean from abrasive debris (sand, gravel, mud, salt, etc.)
- immediately clean all stains (food, personal and household care products, oils, paints, chemicals etc.)

V industrial

standard industrial floor use with no extreme, heavy breakage or spillage. examples can include restaurant kitchen, bar work area, winery production, exterior hotel entry, airport, car showroom, driveway. please note the following:

- the floor must be kept clean from abrasive debris (sand, gravel, mud, salt, etc.)
- immediately clean all stains (food, personal and household care products, oils, paints, chemicals etc.)

PRODUCT DESCRIPTION

Honed white marble.

PRODUCT COMPONENTS

Natural stone.

DIMENSIONS

Hex	12.7 cm x 12.7 cm x 0.95 cm per tile — 25.4 cm x 33 cm sheet (5" x 5 3/4" x 3/8" per tile — 10" x 13" sheet) / 6 tiles per sheet / .35 kg per tile (.76 lb); straight rectified
Square	10.2 cm x 10.2 cm x 0.95 cm (4" x 4" x 3/8") / .29 kg per tile (.63 lb); straight rectified
Subway	7.6 cm x 15.2 cm x 0.95 cm (3" x 6" x 3/8") / .3 kg per tile (.66 lb); straight rectified
Beveled Subway	7.6 cm x 15.2 cm x .95 cm (3" x 6" x 3/8") / .27 kg per tile (.61 lb); straight rectified
Oversized Subway	15.2 cm x 30.5 cm x .95 cm (6" x 12" x 3/8") / 1.25 kg per tile (2.75 lbs); straight rectified
Plank	10.2 cm x 30.5 cm x .95cm (4" x 12" x 3/8") / .8 kg per tile (1.75 lbs); straight rectified
Field Tile	30.48 cm x 30.48 cm x .95 cm (12" x 12" x 3/8") / 2.45 kg per tile (5.45 lbs); straight rectified
Large Field Tile	30.5 cm x 61 cm x .95 cm (12" x 24" x 3/8") / 5 kg per tile (11 lbs); straight rectified
Counter Square	60.96 cm x 60.96 x .95 cm (24"x24"x3/8") / 4.94 kg per tile (10.9 lbs); straight rectified
Herringbone Mosaics	2.5 cm x 9.5 cm x .95 cm per tile—30.5 cm x 30.5 cm sheet (1" x 3 3/4" x 3/8" per tile — 12" x 12" sheet) / 32 tiles per sheet / 2 kg per sheet (4.5 lbs); straight rectified
Penny Round	1.9 cm x 1.9 cm x .95 cm per tile — 30.5 cm x 30.5 cm sheet (3/4" x 3/4" x 3/8" per tile — 12" x 12" sheet) / 240 tiles per sheet/ 1.7 kg per sheet (3.75 lbs); straight rectified
Hexagon Mosaics	2.5 cm x 2.9 cm x .95cm per tile—30.5 cm x 30.5 cm sheet (1"x 1 1/8" x 3/8" per tile—12" x 12" sheet) / 132 tiles per sheet 1.7 kg per sheet (3.75 lbs); straight rectified

* Please note all dimensions are nominal. Please note that dimensions can vary +/- 1/8".

AVERAGE COEFFICIENT OF FRICTION (DCOF ACUTEST)

“Wet Dynamic Coefficient of Friction” (DCOF)—avg. 0.42. Testing was performed on 12"x12"x3/8" tile*

Smaller sized tiles, penny rounds and mosaics will have a higher DCOF.

Application of a sealant can help slip resistance.

FREEZE/THAW RESISTANCE (ASTM C1026)

clé carrara tiles are not freeze/thaw resistant.

WATER ABSORPTION (ASTM C373)

avg. 6.5%; semi-vitreous

ACID RESISTANCE

clé classics carrara tiles are not resistant to acids and only mild, pH neutral cleaners should be used.

LEED CREDITS

The product is an inherently non-emitting source of VOCs (stone, ceramic, metals, powder-coated metals, plated or anodized metal, glass, cement, clay brick, and unfinished or untreated solid wood) and has no integral organic-based surface coatings, binders, or sealants.

Carrara tiles are considered ‘inherently non-emitting sources’ under the Low-emitting Materials Credit of LEEDv4/v4.1.

This is the only credit for our carrara tile that is eligible to be used toward LEED.

‘Inherently non-emitting’ means that these tile types have been shown to not contribute emissions to indoor environments and are therefore exempt from demonstrating compliance with CDPH v1.1-2010 or CDPH v1.2-2017.

Use of these tiles as Wall or Flooring materials should be entered in the LEED v4.1 low-emitting materials calculator and identified as ‘inherently non-emitting’ in the Products Tab (Column L).

Disclosures for MR Credit Material Ingredient Disclosures under LEEDv4/v4.1, are not available at this time. We are exploring our disclosure options and have not established a timeline for completion.

Disclosures for MR Credit Environmental Product Declarations under LEEDv4/4.1, are not available at this time. We are exploring our disclosure options and have not established a timeline for completion.

Contribution to MR Credit Material Sourcing under LEEDv4/v4.1, does not apply as there is no recycled content, no bio-based materials, no wood, no reused products included in our tile at this time. Extended producer responsibility programs are highly difficult to manage given the nature of end-of-use tile removal methods. *Tile can last hundreds of*

years but fashions often change, which is the dominant reason for its removal. We work hard to ensure our stone tiles can withstand the test of time while remaining timeless.

RECYCLED CONTENT

There is no recycled content in our carrara tiles at this time. See material sourcing disclosure above.

PERCENTAGE OF PRE-CONSUMER AND/OR POST-CONSUMER MATERIALS

There is no pre-consumer or post-consumer material content in our tiles at this time. See material sourcing disclosure above.

FIRE RATING

Typically, natural stone tile does not need to have fire rating testing performed. It is our understanding from TCNA that the explanation that natural stone is inorganic, inert, and typically free of materials that could burn or produce smoke is generally enough to satisfy a specifier and that testing is not necessary.

Natural stone tile falls under the description, “because stone tile is non-flammable and does not produce smoke in a fire, it inherently meets the flame spread and smoke development requirements of Section 803 of the International Building Code (IBC) for interior wall and ceiling materials.”