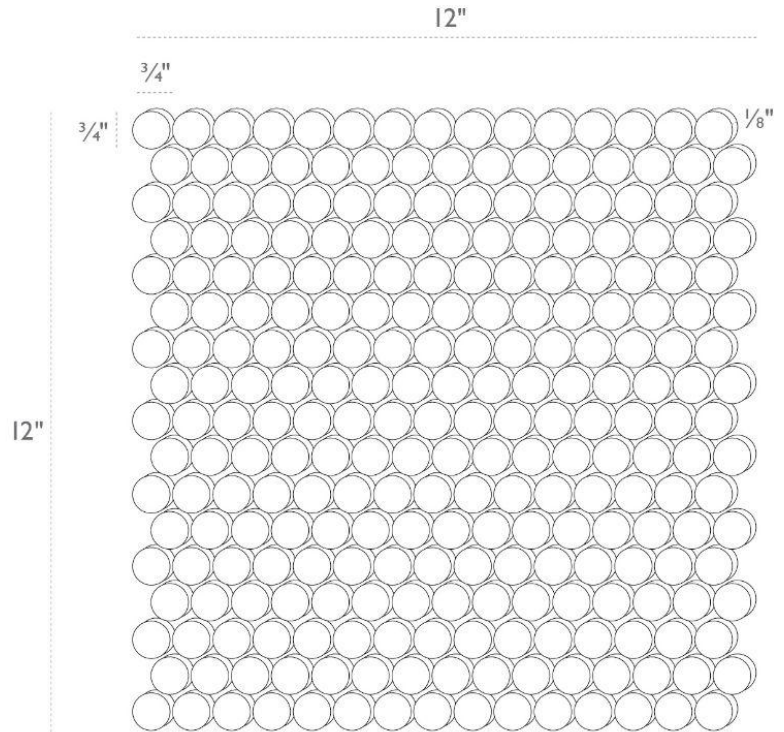


clé PENNY ROUND

USAGE	Y / N
interior floor	Y*
interior wall	Y*
exterior floor	Y*
exterior wall	Y*
residential heavy traffic	Y
commercial heavy traffic	Y
radiant heating compatible	Y
fireplace surround	Y
shower	Y*
steam shower	Y*
fountain	Y*
freeze thaw	Y
pool	Y*
heat resistant	Y
sink backsplash	Y*
stove backsplash	Y*
grout joint size	1/16"
UV resistant	Y



Standard thickness of penny rounds is 3/8".

Please note all dimensions are nominal. Additionally, dimensions can vary +/- 1/8 inch".

*There are specific installation requirements for this usage. Please discuss with your installer.

clé PENNY ROUND

What's in our tile: Penny rounds continue to be a staple for use in walls and floors. Capable of offering the great style and durability of mosaic tiles, penny rounds also have an enduring twist of mid-century styling. For floors, they provide a great slip resistant surface that can be easily molded around curbs and rounded surfaces. For walls, penny rounds offer a visual texture that is meticulous and refined.

There will be some degree of variation in color, shade, size and texture across production lots or batches. This means that your sample may not be a perfect match with your actual order, and that your add-on order may not be a perfect match to either. **This is the beauty of artisanal tile!**

INSPECTING YOUR SHIPMENT

- Penny rounds have low color and shade variation, however it is still important to blend the tiles from all boxes once they arrive and place them in their installation area to ensure you have the layout you want before installing.
 - Industry standard suggests adding at least 15% overage due to tile cuts, potential shipping breakage, or future repairs.
 - Dust and shipping residue are to be expected and should be cleaned prior to installing.
-

INSTALLATION FYIs

- clé offers general information about our tiles and their unique qualities and usages. Proper installation will only be attained if you have selected a seasoned installer with years of experience with artisan tiles. Any installer without artisan tile experience will not know how to install clé tiles and will likely result in failed installations.
- As is standard in the tile industry, installation deems acceptance of materials. Do not install if there are visible issues. If you have any doubts or are unsure of what qualifies as a visible issue for the tile you are installing, please reach out to us PRIOR to installation. Our tiles are subject to variations in color, texture, size and finish. Misuse by contractor or end-user including but not limited to negligence, physical and/or chemical abuse is not covered by clé's warranty.
- Tile is merely the surface of your construction. Installation problems will arise from inexperienced artisan tile installers, substrate or construction engineering and/or installation issues. Please refer to your project architect, structural engineer and/or installer for best results. ***PLEASE CONFIRM YOUR INSTALLER'S LEVEL OF ARTISAN TILE EXPERIENCE.** Your installation will only be as good as your installer.
- Do not use blue tape or other construction tape during product installation. We cannot guarantee that the tape will not erode or damage our products.
- Install the tiles as late as possible in the project to minimize the risk of damaging the tile.

- However, if you plan to install your tile prior to the installation of cabinets, fixtures, etc., refinishing will likely be necessary before your installation can be considered finished. Shipping imperfections is also alleviated by a refinishing as the final step of installation.
 - Please work with your project architect, structural engineer and/or installer to make sure that this final step is being accounted for in your project timeline and timeline and to ensure that you are getting the desired final look on your installation.
 - Please refer to the current edition of the TCNA Handbook for best installation results and ANSI A137.1 American National Standard Specifications for Ceramic Tile to reference specifications.
-

INSTALLATION AREAS

- clé Penny Rounds can be used on interior and exterior floors, including areas with heavy commercial traffic.
 - clé Penny Rounds can be used on fireplace surrounds.
 - clé Penny Rounds are radiant heating compatible.
 - clé Penny Rounds can be installed on backsplashes, in bathrooms, showers and steam showers with the application of a penetrating sealer.
 - clé Penny Rounds can be used as a stove backsplash with additional placement issues taken into consideration.
 - clé Penny Rounds can be used on interior and exterior walls with additional steps taken into consideration for exterior installations.
 - clé Penny Rounds can be installed on pool and fountain water lines.
 - clé Penny Rounds are freeze/thaw resistant.
-

GROUT

- clé recommends the use of Mapei Ultracolor Plus FA grout for gloss subway and Mapei Flexcolor CQ for matte subway.
- Penny rounds come mounted on mesh sheets and will have a fixed 1/16" grout joint.
- Grout color selection is always up to our client and/or their design professional. However, clé is often asked for our opinion on best grout selections for our tiles. And due to the large array of grout colors that are now available, clé would like to offer this general guideline on a foolproof grout color selection for any of your clé tiles.
 - First, have your professional tile contractor complete your tile installation, except for the grout portion.
 - Next, when ready to grout, ask your contractor to bring ALL grout color charts from his preferred grout manufacturers, for your review.
 - Lastly, choose a time of day when you are most pleased with the lighting in your space (either natural lighting, installed lighting or a blend of both). During that lighting and time of day, select the grout color that best matches your tile selection.

- If your contractor is having any issues or questions regarding this grout, please reach out to Mapei tech support directly at 1-800-992-6273 as they are the best and fastest line of contact.

SEALING, MAINTENANCE & CARE

- Please follow Laticrete's [Sealing, Maintenance, and Care](#) guide for more guidance on cleaning, maintaining, and caring for your tile installation.
- **If you have any questions regarding Laticrete products or how to use them, please contact Laticrete directly by phone: 1-800-243-4788 X 1235.**

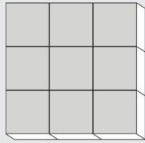
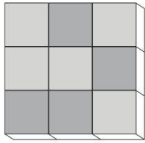
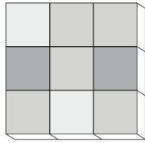
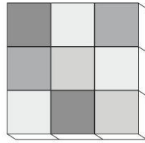


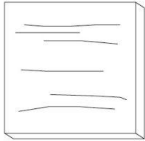
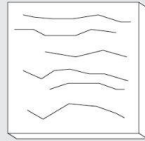
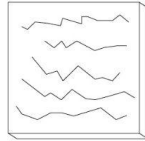
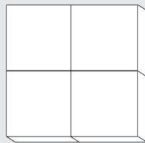
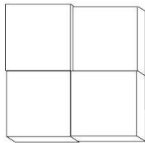
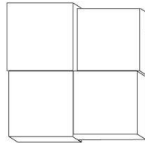
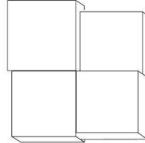
ADDITIONAL SPECIFICATIONS

COLOR, TEXTURE AND SIZE VARIATION

Due to the handmade craftsmanship of many of our tiles and the variety of materials used, there are degrees of variation in our tiles color, shade, size and texture. These differences are more pronounced in certain types of tiles than others, especially in tiles from separate production lots, or “batches”. This makes it unlikely that your sample will be a perfect match with your actual order or that your add-on order will be a perfect match to either!

The following is a guide for the different degrees of variation that we have assigned our tiles:

Porcelain Penny Rounds are rated ‘level 1 low’ for color variation. Gloss finishes are rated ‘level 1 smooth’, and matte finishes are rated ‘level 3 medium’ for texture variation. All Penny Rounds tiles are rated ‘level 1 slight’ for size variation.

CATEGORY	LEVEL 1	LEVEL 2	LEVEL 3	LEVEL 4	LEVEL 5
COLOR VARIATION	 <p>low</p>	 <p>slight</p>	 <p>medium</p>	 <p>heavy</p>	 <p>extreme</p>
TEXTURE VARIATION	 <p>smooth (for gloss)</p>	 <p>slight</p>	 <p>medium (for matte)</p>	 <p>heavy</p>	n/a
SIZE VARIATION	 <p>slight</p>	 <p>medium</p>	 <p>heavy</p>	 <p>extreme</p>	n/a

FLOOR RATING

Porcelain gloss and matte penny rounds are rated IV (can be used for light residential to heavy commercial foot traffic)

I light residential

for residential areas with light foot traffic. examples can include bathroom, bedroom, formal dining and living rooms. please note the following:

- not suitable for shoes with hard sole profiles (cleats, stilettos, etc.)
- the floor must be kept clean from abrasive debris (gravel, mud, salt, etc.)
- immediately clean all stains (food, personal and household care products, oils, paints, chemicals etc.)

II heavy residential

for residential areas with continuous foot traffic. examples can include entry, hallway, kitchen, foyer, laundry and mud rooms. please note the following:

- the floor must be kept clean from abrasive debris (sand, gravel, mud, salt, etc.)
- immediately clean all stains (food, personal and household care products, oils, paints, chemicals etc.)

III light commercial

for commercial areas with light foot traffic. examples can include commercial offices, doctor's offices and boutiques. please note the following:

- the floor must be kept clean from abrasive debris (sand, gravel, mud, salt, etc.)
- immediately clean all stains (food, personal and household care products, oils, paints, chemicals etc.)

IV heavy commercial

for commercial areas with continuous foot traffic. examples can include hotel lobby, retail, corridors in an office building, shopping mall and restaurant. please note the following:

- the floor must be kept clean from abrasive debris (sand, gravel, mud, salt, etc.)
- immediately clean all stains (food, personal and household care products, oils, paints, chemicals etc.)

V industrial

standard industrial floor use with no extreme, heavy breakage or spillage. examples can include restaurant kitchen, bar work area, winery production, exterior hotel entry, airport, car showroom, driveway. please note the following:

- the floor must be kept clean from abrasive debris (sand, gravel, mud, salt, etc.)

- immediately clean all stains (food, personal and household care products, oils, paints, chemicals etc.)

PRODUCT DESCRIPTION

A tile staple for walls and floors.

PRODUCT COMPONENTS

Porcelain.

DIMENSIONS

Penny rounds	1.9 cm x 1.9 cm x .32 cm per tile - 30.5 cm x 30.5 cm per sheet, 255 pieces per sheet ($\frac{3}{4}$ " x $\frac{3}{4}$ " x $\frac{1}{8}$ " per tile - 12" x 12" per sheet, 255 pieces per sheet) / .82 kg per sheet (1.8lbs)
--------------	---

* Please note all dimensions are nominal. Additionally, dimensions can vary +/- $\frac{1}{8}$ ".

AVERAGE COEFFICIENT OF FRICTION (DCOF ACUTEST)

Penny rounds inherently provide a high DCOF/slip resistance due to the small surface area of tile and large area of grout used.

FREEZE/THAW RESISTANCE (ASTM C1026)

Penny rounds are freeze/thaw resistant.

WATER ABSORPTION (ASTM C373)

<0.5%; impervious.

ACID RESISTANCE

Penny rounds are not resistant to acids and should be cleaned with pH neutral cleaners.

LEED CREDITS

The product is an inherently non-emitting source of VOCs (stone, ceramic, porcelain, metals, powder-coated metals, plated or anodized metal, glass, cement, clay brick, and unfinished or untreated solid wood) and has no integral organic -based surface coatings, binders, or sealants.

Penny rounds are considered 'inherently non-emitting sources' under the Low-emitting Materials Credit of LEEDv4/v4.1. **This is currently the only credit for our penny rounds that is eligible to be used toward LEED.**

'Inherently non-emitting' means that these tile types have been shown to not contribute emissions to indoor environments and are therefore exempt from demonstrating compliance with CDPH v1.1-2010 or CDPH v1.2-2017.

Use of these tiles as Wall or Flooring materials should be entered in the LEED v4.1 low-emitting materials Calculator and identified as 'inherently non-emitting' in the Products Tab (Column L).

Disclosures for MR Credit Material Ingredient Disclosures under LEEDv4/v4.1, are not available at this time. We are exploring our disclosure options and have not established a timeline for completion.

Disclosures for MR Credit Environmental Product Declarations under LEEDv4/4.1, are not available at this time. We are exploring our disclosure options and have not established a timeline for completion.

Contribution to MR Credit Material Sourcing under LEEDv4/v4.1, does not apply as there is no recycled content, no bio-based materials, no wood, no reused products included in our tile at this time. Extended producer responsibility programs are highly difficult to manage given the nature of end-of-use tile removal methods. *Tile can last hundreds of years but fashions often change, which is the dominant reason for its removal. We work hard to ensure our porcelain tiles can withstand the test of time while remaining timeless.*

RECYCLED CONTENT

There is no recycled content in our penny rounds at this time. See material sourcing disclosure above.

PERCENTAGE OF PRE-CONSUMER AND/OR POST-CONSUMER MATERIALS

There is no pre-consumer or post-consumer material content in our penny rounds at this time. See material sourcing disclosure above.

FIRE RATING

Typically, porcelain tile does not need to have fire rating testing performed. It is our understanding from TCNA that the explanation that porcelain is inorganic, inert, and typically free of materials that could burn or produce smoke is generally enough to satisfy a specifier and that testing is not necessary. Also, the temperatures observed in the testing are typically lower than the temperatures at which porcelain tiles are fired.

Porcelain tile falls under the description, “because porcelain tile is non-flammable and does not produce smoke in a fire, it inherently meets the flame spread and smoke development requirements of Section 803 of the International Building Code (IBC) for interior wall and ceiling materials.”

