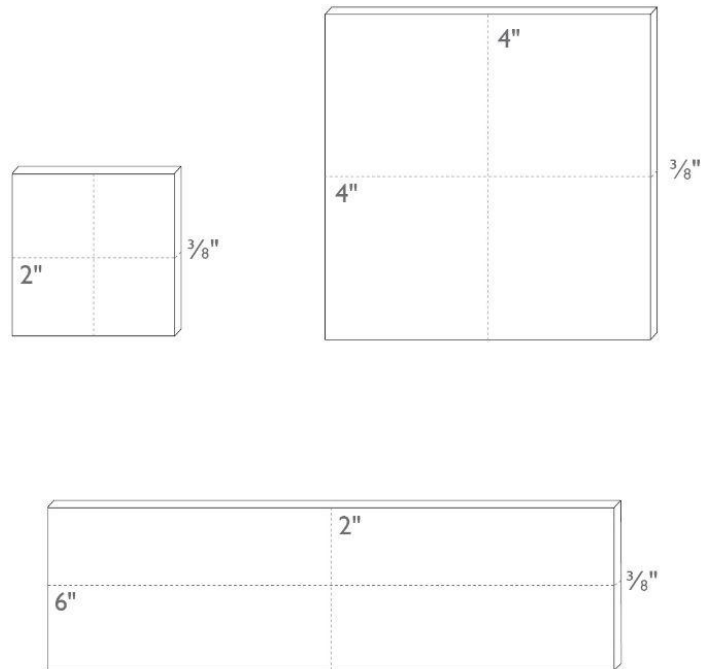


EASTERN EARTHENWARE

USAGE	Y / N
interior floor	Y*
interior wall	Y*
exterior floor	N
exterior wall	Y*
residential light traffic	Y
commercial light traffic	Y
radiant heating compatible	Y
fireplace surround	Y
shower	Y*
steam shower	Y*
fountain waterlines	Y*
freeze thaw	N
pool waterlines	Y*
heat resistant	Y
sink backsplash	Y*
stove backsplash	Y*
grout joint size	1/16"
UV resistant	Y



Standard thickness for all sizes of Eastern Earthenware is 3/8".

Please note all dimensions are nominal. Please note that dimensions can vary +/- 1/8"

*There are specific installation requirements for this usage. Please discuss with your installer.

EASTERN EARTHENWARE

What's in our tile: clé's eastern earthenware is a celebration of the power of fire and clay and the primal transformation that occurs when the two combine. Unlike the uniform glazes of tiles fired in gas or electric kilns, eastern earthenware is heralded for its variation in color, shade and exquisite surface texture. This is the result of wood-firing where everything from the fusion of the glazes with the clay, placement in the kiln, the dispersion of ash, to the seasons and weather all serve to create an alchemy that transforms each tile into a work of art.

Because Eastern Earthenware tiles are made by hand, there will be degrees of variation in color, shade, size and texture across batches, and feature unexpected, noticeable variations in thickness, depth, color, shade, texture, size and crazing.

This is the beauty of artisanal tile!

INSPECTING YOUR SHIPMENT

- Due to the natural materials and production process of Eastern Earthenware tiles, there will be degrees of variation in color, shade and size in your order, therefore it is important to blend the tiles from all boxes once they arrive and place them in their installation area to ensure you have the layout you want before installing.
 - For the 2" x 2" mesh mounted tiles, the pieces can be lifted and moved around on the mesh in order to blend them.
 - Industry standard suggests adding at least 15% overage due to tile cuts, potential shipping breakage, or future repairs.
 - Please note that due to the production process including the firing methods and raw materials used to create glazed clay tiles, your order of Eastern Earthenware will have a percentage of tiles greater than 15-20% with cracks, iron spots, crazing, chipped edges, and pitting.
 - If these imperfections do not fit your project's needs we recommend ordering greater than a 15-20% overage to allow your contractor to cherry-pick tiles.
 - Dust and shipping residue are to be expected and should be cleaned prior to installing.
-

INSTALLATION FYIs

- clé offers general information about our tiles and their unique qualities and usages. Proper installation will only be attained if you have selected a seasoned installer with years of experience with artisan tiles. Any installer without artisan tile experience will not know how to install clé tiles and will likely result in failed installations.
- As is standard in the tile industry, installation deems acceptance of materials. Do not install if there are visible issues. If you have any doubts or are unsure of what qualifies as a visible issue for the tile you are installing, please reach out to us PRIOR to installation. Our tiles are subject to variations in color, texture, size and finish. Misuse by contractor or end-user including but not limited to negligence, physical and/or chemical abuse is not covered by clé's warranty.

- Tile is merely the surface of your construction. Installation problems will arise from inexperienced artisan tile installers, substrate or construction engineering and/or installation issues. Please refer to your project architect, structural engineer and/or installer for best results. *PLEASE CONFIRM YOUR INSTALLER'S LEVEL OF ARTISAN TILE EXPERIENCE. Your installation will only be as good as your installer.
- Install the tiles as late as possible in the project to minimize the risk of damaging the tile.
- Do not use blue tape or other construction tape during product installation. We cannot guarantee that the tape will not erode or damage our products.
- To accommodate variations in tile sizes, wedge spacers can be used to keep tile lines straight during installation.
- Please refer to the current edition of the TCNA Handbook for best installation results and ANSI A137.1 American National Standard Specifications for Ceramic Tile to reference for specifications.

INSTALLATION AREAS

- Eastern Earthenware tiles are radiant heating compatible and can be used indoors with light commercial traffic, but are not recommended for outdoor floor installations.
- Eastern Earthenware tiles are heat resistant and can be used on fireplace surrounds.
- Eastern Earthenware tiles can be installed on backsplashes, in bathrooms, showers and steam showers with the application of a penetrating sealer.
- Eastern Earthenware tiles can be used on shower and steam shower floors, where the natural variation on the surface of the tile can provide additional protection against slipping. Additionally, using a thicker grout line, an off-center placement and/or using smaller 2" x 2" tiles, can also provide protection because there are more grout lines.
- Eastern Earthenware tiles can be used as a stove backsplash. Please consult with your installer to see if a range splash is required for your installation.
- Eastern Earthenware tiles can be used on interior and exterior non-freeze thaw location walls. Refer to the "Sealing, Maintenance, and Care" section below for exterior sealing recommendations.
- Eastern Earthenware tiles can be installed on pool and fountain water lines with application of a penetrating sealer.
- Eastern Earthenware tiles are not freeze/thaw rated.

GROUT

- clé recommends Mapei Ultracolor Plus FA grout for Eastern Earthenware installations.
- Grout color selection is always up to our client and/or their design professional. However, clé is often asked for our opinion on best grout selections for our tiles. And due to the large array of grout colors that are now available, clé would like to offer this general guideline on a grout color selection for any of your clé tiles.
 - First, have your contractor complete your tile installation, except for the grout portion.
 - Next, ask your contractor to bring ALL grout color charts from his preferred grout manufacturer for your review.

- Lastly, choose a time of day when you are most pleased with the lighting in your space (either natural lighting, installed lighting or a blend of both). During that lighting and time of day, select the grout color that best matches your tile selection.
- If you are working with highly color-variegated tiles or a combination of tiles, we recommend that you follow the above recommendations—but match your grout to the color in your installation that you would like to accentuate.
- If your contractor is having any issues or questions regarding this grout, please reach out to Mapei tech support directly at 1-800-992-6273 as they are the best and fastest line of contact.
- We recommend applying sealant or using a grout release prior to grouting if the tile has visible crazing.
- We do not generally recommend using a contrasting grout color with Eastern Earthenware, as it will highlight the thin hairline cracks/crazing found on the tiles, and fill in any pits, and/or chips. if you choose to use a contrasting grout (i.e. white grout with black tile) please order 20-30% overage in order to cherry-pick the tile of the imperfections that are standard to Eastern Earthenware. Additionally, you must make sure to apply Stonetech Heavy Duty Sealer from Laticrete as a pre-grout treatment to minimize the possibility of the contrasting grout curing in the inherent hairline cracks, pits, and/or chips.

SEALING, MAINTENANCE, AND CARE

- Please follow Laticrete's [Sealing, Maintenance, and Care](#) guide for more guidance on sealing, cleaning, maintaining, and caring for your tile installation.
- **If you have any questions regarding Laticrete products or how to use them, please contact Laticrete directly by phone: 1-800-243-4788 X 1235.**

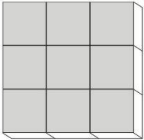
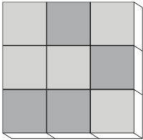
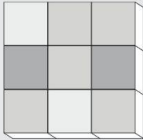
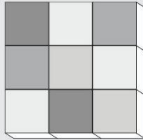


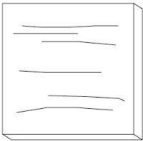
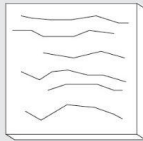
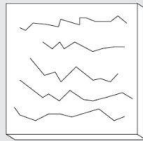
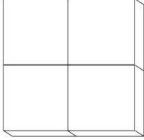
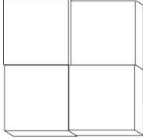
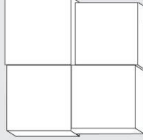
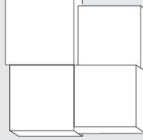
ADDITIONAL SPECIFICATIONS

COLOR, TEXTURE AND SIZE VARIATION

Because of the natural materials and the artisan production methods used in our Eastern Earthenware tiles, there will be noticeable variations in thickness, size, shade and color. These differences are more pronounced in certain types of tiles than others, especially in tiles from separate production lots, or “batches”.

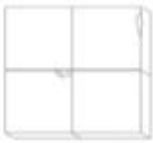

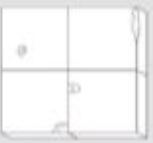



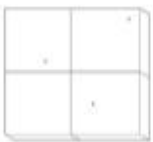


The following is a guide for the different degrees of variation that we have assigned our tiles:

Please note that each Eastern Earthenware kiln load is rated individually; variation ratings vary between levels 3 and 5, as shown in the chart below. Please visit tile product pages on www.cletile.com for individual tile ratings.

CATEGORY	LEVEL 1	LEVEL 2	LEVEL 3	LEVEL 4	LEVEL 5
COLOR VARIATION	 low	 slight	 medium	 heavy	 extreme
TEXTURE VARIATION	 smooth	 slight	 medium	 heavy	n/a
SIZE VARIATION	 slight	 medium	 heavy	 extreme	n/a

IMPERFECTIONS

Eastern Earthenware tiles have ratings for imperfections pits/chips, cracks/crazing and iron spots that vary between levels 2 and 3, as shown in the chart below. Please visit tile product pages on www.cletile.com for individual tile ratings.

	LEVEL 1	LEVEL 2	LEVEL 3
PITS/CHIPS	 will occur	 prevalent	 heavy
CRACKS / CRAZING	 light	 medium	 heavy
IRON SPOTS	 light	 medium	 heavy

FLOOR RATING

Eastern Earthenware is rated III (can be used for light commercial foot traffic).

I light residential

for residential areas with light foot traffic. examples can include bathroom, bedroom, formal dining and living rooms. please note the following:

- not suitable for shoes with hard sole profiles (cleats, stilettos, etc.)
- the floor must be kept clean from abrasive debris (gravel, mud, salt, etc.)
- immediately clean all stains (food, personal and household care products, oils, paints, chemicals etc.)

II heavy residential

for residential areas with continuous foot traffic. examples can include entry, hallway, kitchen, foyer, laundry and mud rooms. please note the following:

- the floor must be kept clean from abrasive debris (sand, gravel, mud, salt, etc.)
- immediately clean all stains (food, personal and household care products, oils, paints, chemicals etc.)

III light commercial

for commercial areas with light foot traffic. examples can include commercial offices, doctor's offices and boutiques. please note the following:

- the floor must be kept clean from abrasive debris (sand, gravel, mud, salt, etc.)
- immediately clean all stains (food, personal and household care products, oils, paints, chemicals etc.)

V heavy commercial

for commercial areas with continuous foot traffic. examples can include hotel lobby, retail, corridors in an office building, shopping mall and restaurant. please note the following:

- the floor must be kept clean from abrasive debris (sand, gravel, mud, salt, etc.)
- immediately clean all stains (food, personal and household care products, oils, paints, chemicals etc.)

IV industrial

standard industrial floor use with no extreme, heavy breakage or spillage. examples can include restaurant kitchen, bar work area, winery production, exterior hotel entry, airport, car showroom, driveway. please note the following:

- the floor must be kept clean from abrasive debris (sand, gravel, mud, salt, etc.)
- immediately clean all stains (food, personal and household care products, oils, paints, chemicals etc.)

PRODUCT DESCRIPTION

Handmade, glazed terracotta tiles.

PRODUCT COMPONENTS

Clay, glaze, pigments.

PITTING, CRACKING & CHIPPED EDGES

Note that due to the firing methods and raw materials used to create glazed clay tiles, your order of Eastern Earthenware will have a percentage of tiles greater than 15% with cracks, iron spots, crazing, edge-chipping and pits through the glaze to the clay body.

If these imperfections do not fit your project's needs we recommend ordering more than 15% overage. This allows your contractor to cherry-pick these imperfections from your order.

DIMENSIONS

Square	5 x 5 cm x .95 cm (2" x 2" x 3/8") / .04 kg per tile (.09 lb)
	10 x 10 cm x .95 cm (4" x 4" x 3/8") / .20 kg per tile (.44 lb)
Rectangle	5 x 15 cm x .95 cm (2" x 6" x 3/8") / .23 kg per tile (.50 lb)

* Please note all dimensions are nominal. Please note that dimensions can vary +/- 1/8 inch.

AVERAGE COEFFICIENT OF FRICTION (DCOF ACUTEST)

Glazed 4" x 4" avg. 0.25

Glazed 2" x 6" avg. 0.30

Please note that a sealant may help increase slip resistance.

FREEZE/THAW RESISTANCE (ASTM C1026)

Eastern Earthenware tiles are not freeze/thaw resistant.

WATER ABSORPTION (ASTM C373)

avg. 10.8%; non-vitreous

ACID RESISTANCE

Eastern Earthenware tiles are not resistant to acids and should be cleaned with pH neutral cleaners.

LEED CREDITS

The product is an inherently non-emitting source of VOCs (stone, ceramic, metals, powder-coated metals, plated or anodized metal, glass, cement, clay brick, and unfinished or untreated solid wood) and has no integral organic-based surface coatings, binders, or sealants.

Eastern Earthenware are considered 'inherently non-emitting sources' under the Low-emitting Materials Credit of LEEDv4/v4.1. This is currently the only credit for Eastern Earthenware that is eligible to be used toward LEED.

'Inherently non-emitting' means that these tile types have been shown to not contribute emissions to indoor environments and are therefore exempt from demonstrating compliance with CDPH v1.1-2010 or CDPH v1.2-2017.

Use of these tiles as Wall or Flooring materials should be entered in the LEED v4.1 low-emitting materials Calculator and identified as 'inherently non-emitting' in the Products Tab (Column L).

Disclosures for MR Credit Material Ingredient Disclosures under LEEDv4/v4.1, are not available at this time. We are exploring our disclosure options and have not established a timeline for completion.

Disclosures for MR Credit Environmental Product Declarations under LEEDv4/4.1, are not available at this time. We are exploring our disclosure options and have not established a timeline for completion.

Contribution to MR Credit Material Sourcing under LEEDv4/v4.1, does not apply as there is no recycled content, no bio-based materials, no wood, no reused products included in our tile at this time. Extended producer responsibility programs are highly difficult to manage given the nature of end-of-use tile removal methods. *Tile can last hundreds of years but fashions often change, which is the dominant reason for its removal. We work hard to ensure our stone tiles can withstand the test of time while remaining timeless.*

RECYCLED CONTENT

There is no recycled content in Eastern Earthenware tiles at this time. See material sourcing disclosure above.

PERCENTAGE OF PRE-CONSUMER AND/OR POST-CONSUMER MATERIALS

There is no pre-consumer or post-consumer material content in our tiles at this time. See material sourcing disclosure above.

FIRE RATING

Typically, ceramic tile does not need to have fire rating testing performed. It is our understanding from TCNA that the explanation that ceramic is inorganic, inert, and typically free of materials that could burn or produce smoke is generally enough to satisfy a specifier and that testing is not necessary. Also, the temperatures observed in the testing are typically lower than the temperatures at which ceramic tiles are fired.

Eastern Earthenware is a ceramic tile and falls under the description, "because ceramic tile is non-flammable and does not produce smoke in a fire, it inherently meets the flame spread and smoke development requirements of Section 803 of the International Building Code (IBC) for interior wall and ceiling materials."

