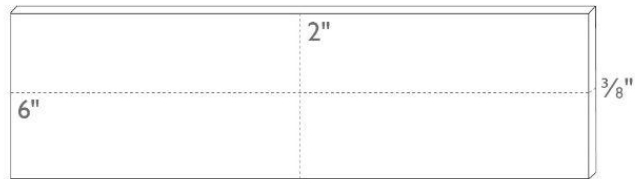
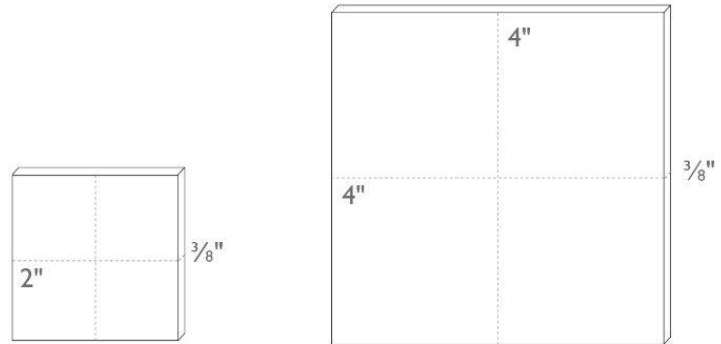


EASTERN ELEMENTS

USAGE	Y/N
interior floor	Y*
interior wall	Y*
exterior floor	N
exterior wall	Y*
residential light traffic	Y
commercial light traffic	N
radiant heating compatible	Y
fireplace surround	Y
shower	Y*
steam shower	Y*
fountain waterlines	Y*
freeze thaw	N
pool waterlines	Y*
heat resistant	Y
sink backsplash	Y*
stove backsplash	Y*
grout type	ultracolor plus fa
grout joint size	1/16"
UV resistant	Y



Standard thickness for all sizes of Eastern Elements is 3/8".

Please note all dimensions are nominal. Please note that dimensions can vary +/- 1/8 inch.

*There are specific installation requirements for this usage. Please discuss with your installer.

EASTERN ELEMENTS

What's in our tile: clé's Eastern Elements collection features three unique glazes on the white spectrum: mochi, rice paper and robin's egg. mochi falls on the creamier end of the spectrum with only very subtle variations in surface and texture, rice paper reflects more pinkish blue tones with surface dimpling, occasional large and small iron spots, and cracks and crazing while robin's egg features plenty of variation with iron spots, surface texture and tones that hue more blue.

Due to the handmade craftsmanship of our tiles and the variety of materials used, there will be degrees of variation in color, shade, size and texture across production lots or batches. This means that your sample may not be a perfect match with your actual order, and that your add-on order may not be a perfect match to either. **This is the beauty of artisanal tile!**

INSPECTING YOUR SHIPMENT

- Due to the natural materials and production process of Eastern Elements tiles, there will be degrees of variation in color, shade and size in your order; therefore it is important to blend the tiles from all boxes once they arrive and place them in their installation area to ensure you have the layout you want before installing.
 - Industry standard suggests adding at least 15% overage due to tile cuts, potential shipping breakage, or future repairs.
 - Note that due to the firing methods and raw materials used to create glazed clay tiles, your order of Eastern Elements may contain some tiles with cracks, iron spots, crazing, edge-chipping and pits through the glaze of the clay body.
 - Dust and shipping residue are to be expected and should be cleaned prior to installing.
-

INSTALLATION FYIs

- clé offers general information about our tiles and their unique qualities and usages. Proper installation will only be attained if you have selected a seasoned installer with years of experience with artisan tiles. Any installer without artisan tile experience will not know how to install clé tiles and will likely result in failed installations.
- As is standard in the tile industry, installation deems acceptance of materials. Do not install if there are visible issues. If you have any doubts or are unsure of what qualifies as a visible issue for the tile you are installing, please reach out to us PRIOR to installation. Our tiles are subject to variations in color, texture, size and finish. Misuse by contractor or end-user including but not limited to negligence, physical and/or chemical abuse is not covered by clé's warranty.
- Tile is merely the surface of your construction. Installation problems will arise from inexperienced artisan tile installers, substrate or construction engineering and/or installation issues. Please refer to your project architect, structural engineer and/or installer for best results. ***PLEASE CONFIRM YOUR INSTALLER'S LEVEL OF ARTISAN TILE EXPERIENCE.** Your installation will only be as good as your installer.

- Install the tiles as late as possible in the project to minimize the risk of damaging the tile.
 - Do not use blue tape or other construction tape during product installation. We cannot guarantee that the tape will not erode or damage our products.
 - To accommodate variations in tile sizes, wedge spacers can be used to keep tile lines straight during installation.
 - Please refer to the current edition of the TCNA Handbook for best installation results and ANSI A137.1 American National Standard Specifications for Ceramic Tile to reference for specifications.
-

INSTALLATION AREAS

- Eastern Elements tiles are radiant heating compatible and can be used on interior floors in areas with heavy residential and light commercial traffic.
 - Eastern Elements tiles are not suitable for exterior floor areas.
 - Eastern Elements tiles are heat resistant and can be used on fireplace surrounds.
 - Eastern Elements tiles can be installed on backsplashes, bathrooms, showers, steam showers, pool, and water lines with the application of a penetrating sealer.
 - Eastern Elements tiles can be used on shower floors where the natural variation on the surface of the tile can provide additional protection against slipping. Additionally, using a thicker grout line, an off-center placement and/or cutting into smaller 2" x 2" tiles, can also provide protection because there are more grout lines.
 - Eastern Elements tiles can be used as a stove backsplash. Please consult with your installer to see if a range splash is required for your installation.
 - Eastern Elements tiles can be used on interior and exterior non-freeze thaw location walls. Refer to the "Sealing, Maintenance, and Care" section below for exterior sealing recommendations.
 - Eastern Element tiles are not freeze/thaw resistant.
-

GROUT

- clé recommends Mapei Ultracolor Plus FA for Eastern Elements installations.
- Grout color selection is always up to our client and/or their design professional. However, clé is often asked for our opinion on best grout selections for our tiles. And due to the large array of grout colors that are now available, clé would like to offer this general guideline on a grout color selection for any of your clé tiles.
 - First, have your contractor complete your tile installation, except for the grout portion.
 - Next, ask your contractor to bring ALL grout color charts from his preferred grout manufacturer for your review.
 - Lastly, choose a time of day when you are most pleased with the lighting in your space (either natural lighting, installed lighting or a blend of both). During that lighting and time of day, select the grout color that best matches your tile selection.
- If you are working with highly color-variegated tiles or a combination of tiles, we recommend that you follow the above recommendations—but match your grout to the color in your installation that you would like to accentuate.
- We recommend applying sealant or using a grout release prior to grouting if the tile has visible crazing.

- If Eastern Elements tiles are being grouted with a contrasting grout color vs. a matching one, you must make sure to apply Stonetech Heavy Duty Sealer from Laticrete as a pre-grout treatment to minimize the possibility of the contrasting grout curing in the inherent hairline cracks, pits, and/or chips.
- If your contractor is having any issues or questions regarding this grout, please reach out to Mapei tech support directly at 1-800-992-6273 as they are the best and fastest line of contact.

SEALING, MAINTENANCE, AND CARE

- Please follow Laticrete's [Sealing, Maintenance, and Care guide](#) for more guidance on sealing, cleaning, maintaining, and caring for your tile installation.
- **If you have any questions regarding Laticrete products or how to use them, please contact Laticrete directly by phone: 1-800-243-4788 X 1235.**

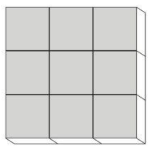

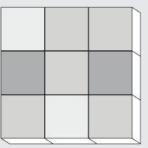
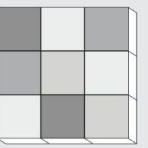





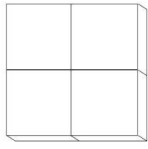
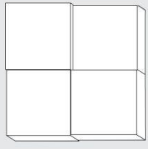
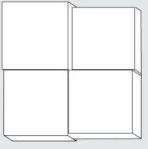
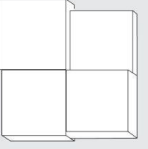
ADDITIONAL SPECIFICATIONS

COLOR, TEXTURE AND SIZE VARIATION

Due to the handmade craftsmanship of many of our tiles and the variety of materials used, there are degrees of variation in our tiles color, shade and texture. These differences are more pronounced in certain types of tiles than others, especially in tiles from separate production lots, or “batches”. This makes it unlikely that your sample will be a perfect match with your actual order or that your add-on order will be a perfect match to your actual order. Your order of Eastern Elements tiles will also have some pits, chips, crazing, and iron spots.


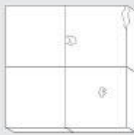
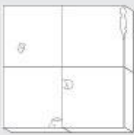

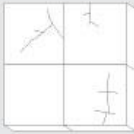




The following is a guide for the different degrees of variation that we have assigned our tiles:

Eastern Elements color variation ranges from ‘level 3 slight’ to ‘level 5 extreme’. Texture variation is rated ‘level 2 smooth to ‘level 4 heavy’ and ‘level 2 medium’ ‘level 4 extreme’ for size variation.

CATEGORY	LEVEL 1	LEVEL 2	LEVEL 3	LEVEL 4	LEVEL 5
COLOR VARIATION	 <p>low</p>	 <p>slight</p>	 <p>medium (mochi)</p>	 <p>heavy (rice paper)</p>	 <p>extreme (robins egg)</p>
TEXTURE VARIATION	 <p>smooth</p>	 <p>slight (mochi)</p>	 <p>medium (rice paper)</p>	 <p>heavy (robins egg)</p>	n/a
SIZE VARIATION	 <p>slight</p>	 <p>medium (mochi)</p>	 <p>heavy (rice paper)</p>	 <p>extreme (robins egg)</p>	n/a

IMPERFECTIONS

Eastern Elements tiles are rated 'level 1: will occur' to 'level 3 heavy' for pits/chips, 'level 1 light' to 'level 3 heavy' for cracks/crazing and 'level 1 light' to 'level 3 heavy' for iron spots.

	LEVEL 1	LEVEL 2	LEVEL 3
PITS/CHIPS	 <p>will occur (mochi)</p>	 <p>prevalent (rice paper)</p>	 <p>heavy (robins egg)</p>
CRACKS /CRAZING	 <p>will occur (mochi)</p>	 <p>prevalent (rice paper)</p>	 <p>heavy (robins egg)</p>
IRON SPOTS	 <p>will occur (mochi)</p>	 <p>prevalent (rice paper)</p>	 <p>heavy (robins egg)</p>

FLOOR RATING

Eastern Elements tiles are rated III (can be used for light residential to light commercial foot traffic)

I light residential

for residential areas with light foot traffic. examples can include bathroom, bedroom, formal dining and living rooms. please note the following:

- not suitable for shoes with hard sole profiles (cleats, stilettos, etc.)
- the floor must be kept clean from abrasive debris (gravel, mud, salt, etc.)
- immediately clean all stains (food, personal and household care products, oils, paints, chemicals etc.)

II heavy residential

for residential areas with continuous foot traffic. examples can include entry, hallway, kitchen, foyer, laundry and mud rooms. please note the following:

- the floor must be kept clean from abrasive debris (sand, gravel, mud, salt, etc.)
- immediately clean all stains (food, personal and household care products, oils, paints, chemicals etc.)

III light commercial

for commercial areas with light foot traffic. examples can include commercial offices, doctor’s offices and boutiques. please note the following:

- the floor must be kept clean from abrasive debris (sand, gravel, mud, salt, etc.)
- immediately clean all stains (food, personal and household care products, oils, paints, chemicals etc.)

IV heavy commercial

for commercial areas with continuous foot traffic. examples can include hotel lobby, retail, corridors in an office building, shopping mall and restaurant. please note the following:

- the floor must be kept clean from abrasive debris (sand, gravel, mud, salt, etc.)
- immediately clean all stains (food, personal and household care products, oils, paints, chemicals etc.)

V industrial

standard industrial floor use with no extreme, heavy breakage or spillage. examples can include restaurant kitchen, bar work area, winery production, exterior hotel entry, airport, car showroom, driveway. please note the following:

- the floor must be kept clean from abrasive debris (sand, gravel, mud, salt, etc.)
- immediately clean all stains (food, personal and household care products, oils, paints, chemicals etc.)

PRODUCT DESCRIPTION

Handmade, glazed terracotta tiles.

PRODUCT COMPONENTS

Clay, glaze, pigments.

DIMENSIONS

Square	5.08 x 5.08 cm x .95 cm (2"x2"x3/8") / .04 kg per tile (.09 lb)
	10 x 10 cm x .95 cm (4" x 4" x 3/8") / .20 kg per tile (.44 lb)
Rectangle	5 x 15 cm x .95 cm (2" x 6" x 3/8") / .23 kg per tile (.50 lb)

* Please note all dimensions are nominal. Please note that measurements can vary +/- 1/8".

AVERAGE COEFFICIENT OF FRICTION (DCOF ACUTEST)

Glazed 4" x 4" avg. 0.25

Glazed 2" x 6" avg. 0.30

FREEZE/THAW RESISTANCE (ASTM C1026)

Eastern Elements tiles are not freeze/thaw resistant.

WATER ABSORPTION (ASTM C373)

avg. 10.8%; non-vitreous

ACID RESISTANCE

Eastern Elements tiles are not resistant to acids and should be cleaned with pH neutral cleaners.

LEED CREDITS

The product is an inherently non-emitting source of VOCs (stone, ceramic, metals, powder-coated metals, plated or anodized metal, glass, cement, clay brick, and unfinished or untreated solid wood) and has no integral organic-based surface coatings, binders, or sealants.

Eastern Elements tiles are considered 'inherently non-emitting sources' under the Low-emitting Materials Credit of LEEDv4/v4.1. This is currently the only credit for Eastern Elements that is eligible to be used toward LEED.

'Inherently non-emitting' means that these tile types have been shown to not contribute emissions to indoor environments and are therefore exempt from demonstrating compliance with CDPH v1.1-2010 or CDPH v1.2-2017.

Use of these tiles as Wall or Flooring materials should be entered in the LEED v4.1 low-emitting materials Calculator and identified as 'inherently non-emitting' in the Products Tab (Column L).

Disclosures for MR Credit Material Ingredient Disclosures under LEEDv4/v4.1, are not available at this time. We are exploring our disclosure options and have not established a timeline for completion.

Disclosures for MR Credit Environmental Product Declarations under LEEDv4/4.1, are not available at this time. We are exploring our disclosure options and have not established a timeline for completion.

Contribution to MR Credit Material Sourcing under LEEDv4/v4.1, does not apply as there is no recycled content, no bio-based materials, no wood, no reused products included in our tile at this time. Extended producer responsibility programs are highly difficult to manage given the nature of end-of-use tile removal methods. *Tile can last hundreds of years but fashions often change, which is the dominant reason for its removal. We work hard to ensure our stone tiles can withstand the test of time while remaining timeless.*

RECYCLED CONTENT

There is no recycled content in Eastern Elements tiles at this time. See material sourcing disclosure above.

PERCENTAGE OF PRE-CONSUMER AND/OR POST-CONSUMER MATERIALS

There is no pre-consumer or post-consumer material content in our tiles at this time. See material sourcing disclosure above.

FIRE RATING

Typically, ceramic tiles do not need to have fire rating testing performed. It is our understanding from TCNA that the explanation that ceramic is inorganic, inert, and typically free of materials that could burn or produce smoke is generally enough to satisfy a specifier and that testing is not necessary. Also, the temperatures observed in the testing are typically lower than the temperatures at which ceramic tiles are fired.

Eastern Elements tiles are ceramic tiles and fall under the description, “because ceramic tile is non-flammable and does not produce smoke in a fire, it inherently meets the flame spread and smoke development requirements of Section 803 of the International Building Code (IBC) for interior wall and ceiling materials.”

