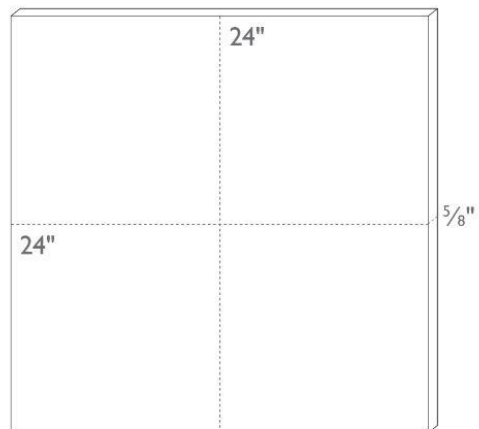
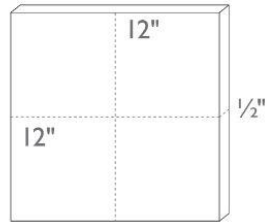


# FORAGE TERRAZZO

USAGE	Y / N
interior floor	Y*
interior wall	Y*
exterior floor	N
exterior wall	N
residential heavy traffic	Y
commercial heavy traffic	Y
industrial traffic	Y
radiant heating compatible	Y
fireplace surround	Y
shower	Y*
steam shower	Y*
fountain	N
freeze thaw	N
pool	N
heat resistant	N
sink backsplash	Y*
stove backsplash	Y*
grout joint size	1/16"
UV resistant	Y



**Standard thickness for 12"x24" and 24"x24" is 5/8" and for 12"x12" is 1/2".**

Please note all dimensions are nominal. Additionally, dimensions can vary +/- 1/8".

\*There are specific installation requirements for this usage. Please discuss with your installer.

# FORAGE TERRAZZO

---

**What's in our tile:** Crafted in America, our honed terrazzo tile is made from tumbled stone in a cement base. These materials lend our forage collection natural, neutral shades that offer the quiet versatility of solid-color tile with the visual interest of a pattern. Perfectly at home in a mid-century setting, surrounded by wood paneling and an earthy palette, it also complements the classic glamor of marble and plaster or the clean serenity of ultramodern design.

Forage Terrazzo is composed of natural stone aggregate set in a cement base which will exhibit degrees of variation in color and shade, therefore there will be variation in color and shade across batches. This means that your sample may not be a perfect match with your actual order, and that your add-on order may not be a perfect match to either. **This is the beauty of artisanal tile!**

---

## INSPECTING YOUR SHIPMENT

- The Forage Terrazzo collection exhibits a honed surface with slight beveled edges and color variation derived from natural aggregate set in a cement base.
- Due to the natural materials and production process of Forage Terrazzo tiles, there will be degrees of variation in color, shade and size in your order, therefore it is important to blend the tiles from all boxes once they arrive and place them in their installation area to ensure you have the layout you want before installing.
- Industry standard suggests adding at least 15% overage due to tile cuts, potential shipping breakage, or future repairs.
- Forage Terrazzo pieces come packed face to face and back to back with an application of wax strips applied to one face of each of the face to face tiles. The wax strips can easily be removed with a plastic putty knife or similar.
- Dust and residue from shipping should be cleaned prior to installing.

---

## INSTALLATION FYIs

- clé offers general information about our tiles and their unique qualities and usages. Proper installation will only be attained if you have selected a seasoned installer with years of experience with artisan tiles. Any installer without artisan tile experience will not know how to install clé tiles and will likely result in failed installations.
- As is standard in the tile industry, installation deems acceptance of materials. Do not install if there are visible issues. If you have any doubts or are unsure of what qualifies as a visible issue for the tile you are installing, please reach out to us PRIOR to installation. Our tiles are subject to variations in color, texture, size and finish. Misuse by contractor or end-user including but not limited to negligence, physical and/or chemical abuse is not covered by clé's warranty.
- Do not use blue tape or other construction tape during product installation. We cannot guarantee that the tape will not erode or damage our products.

- Tile is merely the surface of your construction. Installation problems will arise from inexperienced artisan tile installers, substrate or construction engineering and/or installation issues. Please refer to your project architect, structural engineer and/or installer for best results. \*PLEASE CONFIRM YOUR INSTALLER'S LEVEL OF ARTISAN TILE EXPERIENCE. Your installation will only be as good as your installer.
- Install the tiles as late as possible in the project to minimize the risk of damaging the tile.
- However, if you plan to install your tile prior to the installation of cabinets, fixtures, etc., refinishing will likely be necessary before your installation can be considered finished. Shipping imperfections is also alleviated by a refinishing as the final step of installation.
- Please work with your project architect, structural engineer and/or installer to make sure that this final step is being accounted for in your project timeline and budget and to ensure that you are getting the desired final look on your installation.
- Please refer to the current edition of the TCNA Handbook for best installation results.

---

## INSTALLATION AREAS

- Forage Terrazzo tiles can be used on interior floors, including industrial traffic areas.
- Forage Terrazzo tiles can be used on fireplace surrounds
- Forage Terrazzo tiles are radiant heating compatible.
- Forage Terrazzo tiles can be installed on backsplashes, bathrooms, showers and steam showers with application of a waterproofing, penetrating sealant.
- Forage Terrazzo tiles can be used on shower and steam shower floors. To increase slip resistance in these installation areas, larger tiles can be scored to create grooves on the surface of the tile. Additionally, using a thicker grout line, or cutting tiles into smaller 4" x 4" tiles, can also provide protection because there are more grout lines.
- Forage Terrazzo can be used as a stove backsplash, please consult with your installer to see if a range splash is required for your installation.
- Forage Terrazzo tiles can be used on interior and exterior walls. Please refer to the "Sealing, Maintenance, and Care" section below for exterior sealing recommendations.
- Forage Terrazzo tiles are not suitable for pool and fountain water lines.
- Forage Terrazzo tiles are not freeze/thaw resistant.

---

## GROUT

- clé recommends Mapei Flexcolor CQ grout for Forage Terrazzo installations.
- Grout color selection is always up to our client and/or their design professional. However, clé is often asked for our opinion on best grout selections for our tiles. And due to the large array of grout colors that are now available, clé would like to offer this general guideline on a grout color selection for any of your clé tiles.
  - First, have your contractor complete your tile installation, except for the grout portion.
  - Next, ask your contractor to bring ALL grout color charts from his preferred grout manufacturer for your review.

- Lastly, choose a time of day when you are most pleased with the lighting in your space (either natural lighting, installed lighting or a blend of both). During that lighting and time of day, select the grout color that best matches your tile selection.
- If you are working with highly color-variegated tiles or a combination of tiles, we recommend that you follow the above recommendations—but match your grout to the color in your installation that you would like to accentuate.
- If your contractor is having any issues or questions regarding this grout, please reach out to Mapei tech support directly at 1-800-992-6273 as they are the best and fastest line of contact.

---

## SEALANT

- Forage Terrazzo tiles are applied with an initial protectant—3M Scotchgard Stone Floor Protector, a high performance floor surface hardener and protective clear coat for porous stone surfaces. It is highly resistant to scuffs, black marks, stains, scratches and soil.
- Please note, the initial 3M protectant on each tile is water resistant but not waterproof, therefore we recommend application of a waterproof, penetrating sealer to further protect the tile and grout lines in wet areas.
- For wet area applications, clé recommends the use of Laticrete’s Bulletproof Sealer for a natural sealant finish. Grout lines and the tile surface must be sealed as the final step of installation.
- For dry applications including floors, we recommend sealing the grout lines with Laticrete’s Bulletproof Sealer as the final step of installation. Sealing will further protect the grout lines against staining.
- Always test sealers in a small area to ensure it provides the finish you prefer.

---

## MAINTENANCE & CLEANING

- Over time, a natural patina will occur on floors as they are maintained and naturally wear.
- No stripping is required to repair or recoat floors with 3M Scotchgard Stone Floor Protector.
- To maintain gloss on flooring, a Scotch-Brite Purple Diamond Floor Pad Plus can be used periodically to burnish the floors. No additional Scotchgard Stone Floor Protector needs to be applied to restore gloss.
- When high traffic areas are no longer responding to burnishing to restore gloss, the re-application of Scotchgard Stone Floor Protector is warranted.
- If scratches occur on the surface, the surface can be repaired by burnishing with Scotch-Brite Purple Diamond Floor Pad Plus and then a 3M Tan Burnish Pad 3400.
- Always avoid harsh chemicals and acidic or alkaline cleaning products.
- Do not use spray buff products or chemical dust mop treatments.
- Clean up spills immediately and use a damp mop to mop lightly soiled floors with a neutral cleaner like 3M Neutral Cleaner.
- Dust mop, vacuum or sweep regularly to remove sand, dust and other contaminants off the surface. Abrasive dirt and materials can scratch the surface.

- Non-slip mats or area rugs should be placed inside and outside entrance ways to remove abrasive materials that can scratch and dirty the tile surface. Sand, dirt, and grit do the most damage to stone surfaces due to their abrasiveness.
- To ensure proper slip resistance, flooring should be cleaned regularly to keep dust, sand, oils and other contaminants off the surface.
- For more aggressive cleaning use a mechanical buffer or auto scrubber along with a 3MTM Red Buffer Pad 5100 and Neutral Cleaner per the manufacturer's recommendations.
- For cleaning combined with light polishing, the Scotch-Brite Purple Diamond Pad Plus may be used on an auto scrubber.
- Showers and baths: soap scum can be minimized by using a squeegee after each use and using liquid as opposed to bar soaps.
- Interior wall installations can be cleaned with warm water and damp microfiber cloth.
- Grout lines can be cleaned with warm water and a nonmetal bristled cleaning brush.

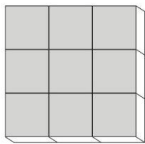
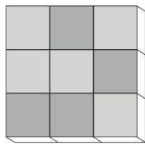
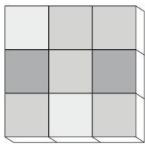
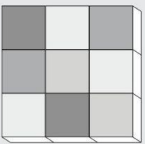


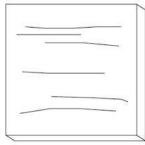
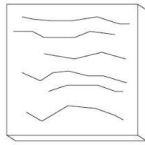
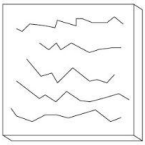
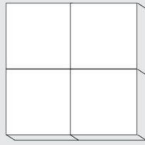
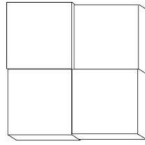
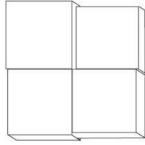
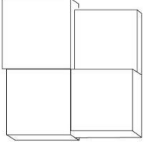
# ADDITIONAL SPECIFICATIONS

## COLOR, TEXTURE AND SIZE VARIATION

Due to the handmade craftsmanship of many of our tiles and the variety of materials used, there are degrees of variation in our tiles color, shade and texture. These differences are more pronounced in certain types of tiles than others, especially in tiles from separate production lots, or “bat ches”. This makes it unlikely that your sample will be a perfect match with your actual order or that your add-on order will be a perfect match to your first order.

The following is a guide for the different degrees of variation that we have assigned our tiles:

Forge Terrazzo is rated ‘level 4 heavy’ for color variation, ‘level 1 smooth’ for texture variation and ‘level 1 slight’ for size variation.

CATEGORY	LEVEL 1	LEVEL 2	LEVEL 3	LEVEL 4	LEVEL 5
COLOR VARIATION	 <p>low</p>	 <p>slight</p>	 <p>medium</p>	 <p>heavy</p>	 <p>extreme</p>
TEXTURE VARIATION	 <p>smooth</p>	 <p>slight</p>	 <p>medium</p>	 <p>heavy</p>	n/a
SIZE VARIATION	 <p>slight</p>	 <p>medium</p>	 <p>heavy</p>	 <p>extreme</p>	n/a

---

## FLOOR RATING

Forage Terrazzo is rated V (can be used for light residential to industrial foot traffic)

### I light residential

for residential areas with light foot traffic. examples can include bathroom, bedroom, formal dining and living rooms. please note the following:

- not suitable for shoes with hard sole profiles (cleats, stilettos, etc.)
- the floor must be kept clean from abrasive debris (gravel, mud, salt, etc.)
- immediately clean all stains (food, personal and household care products, oils, paints, chemicals etc.)

### II heavy residential

for residential areas with continuous foot traffic. examples can include entry, hallway, kitchen, foyer, laundry and mud rooms. please note the following:

- the floor must be kept clean from abrasive debris (sand, gravel, mud, salt, etc.)
- immediately clean all stains (food, personal and household care products, oils, paints, chemicals etc.)

### III light commercial

for commercial areas with light foot traffic. examples can include commercial offices, doctor's offices and boutiques. please note the following:

- the floor must be kept clean from abrasive debris (sand, gravel, mud, salt, etc.)
- immediately clean all stains (food, personal and household care products, oils, paints, chemicals etc.)

### IV heavy commercial

for commercial areas with continuous foot traffic. examples can include hotel lobby, retail, corridors in an office building, shopping mall and restaurant. please note the following:

- the floor must be kept clean from abrasive debris (sand, gravel, mud, salt, etc.)
- immediately clean all stains (food, personal and household care products, oils, paints, chemicals etc.)

### V industrial

standard industrial floor use with no extreme, heavy breakage or spillage. examples can include restaurant kitchen, bar work area, winery production, exterior hotel entry, airport, car showroom, driveway. please note the following:

- the floor must be kept clean from abrasive debris (sand, gravel, mud, salt, etc.)
- immediately clean all stains (food, personal and household care products, oils, paints, chemicals etc.)

---

## PRODUCT DESCRIPTION

Hydraulic pressed cement terrazzo tiles which are honed and slightly beveled on each side.

Forge Terrazzo tiles are applied with an initial protectant—3M Scotchgard Stone Floor Protector, a high performance floor surface hardener and protective clear coat for porous stone surfaces.

---

## PRODUCT COMPONENTS

Portland cement, concrete sand, various natural aggregates and mineral pigments for color (organic and inorganic oxides).

---

## DIMENSIONS

Square	30.5 cm x 30.5 cm x 1.3 cm (12" x 12" x 1/2") / 3.04 kg per tile (6.7 lbs) 61 cm x 61 cm x 1.6 cm (24" x 24" x 5/8") / 14.5 kg per tile (32 lbs)
Rectangle	30.5 cm x 61 cm x 1.6 cm (12" x 24" x 5/8") / 7.26 kg per tile (16 lbs)

\* Please note all dimensions are nominal. Additionally, dimensions between tiles can vary +/- 1/8".

---

## AVERAGE COEFFICIENT OF FRICTION (DCOF ACUTEST)

"Wet Dynamic Coefficient of Friction" (DCOF) / Average 0.46. Testing was performed on a 12" x 12" x 1/2" tile.

\* Forge Terrazzo tiles are applied with an initial protectant—3M Scotchgard Stone Floor Protector, which is certified by the National Floor Safety Institute (NFSI) for high traction. Application of sealant can help increase slip resistance in wet areas like showers.

---

## FREEZE/THAW RESISTANCE (ASTM C1026)

Forge Terrazzo is not freeze/thaw resistant and is for interior use only.

---

## WATER ABSORPTION (ASTM C373)

<5%; semi-vitreous.



---

## ACID RESISTANCE

Forage Terrazzo is not resistant to acids and only mild, pH neutral cleaners should be used.

---

## LEED CREDITS

The product is an inherently non-emitting source of VOCs (stone, ceramic, metals, powder-coated metals, plated or anodized metal, glass, cement, clay brick, and unfinished or untreated solid wood) and has no integral organic -based surface coatings, binders, or sealants.

Forage Terrazzo tiles are considered 'inherently non-emitting sources' under the Low-emitting Materials Credit of LEEDv4/v4.1. **This is currently the only credit for Forage Terrazzo that is eligible to be used toward LEED.**

'Inherently non-emitting' means that these tile types have been shown to not contribute emissions to indoor environments and are therefore exempt from demonstrating compliance with CDPH v1.1-2010 or CDPH v1.2-2017.

Use of these tiles as Wall or Flooring materials should be entered in the LEED v4.1 low-emitting materials Calculator and identified as 'inherently non-emitting' in the Products Tab (Column L).

Disclosures for MR Credit Material Ingredient Disclosures under LEEDv4/v4.1, are not available at this time. We are exploring our disclosure options and have not established a timeline for completion.

Disclosures for MR Credit Environmental Product Declarations under LEEDv4/4.1, are not available at this time. We are exploring our disclosure options and have not established a timeline for completion.

Contribution to MR Credit Material Sourcing under LEEDv4/v4.1, does not apply as there is no recycled content, no bio-based materials, no wood, no reused products included in our tile at this time. Extended producer responsibility programs are highly difficult to manage given the nature of end-of-use tile removal methods. *Tile can last hundreds of years but fashions often change, which is the dominant reason for its removal. We work hard to ensure our terrazzo tiles can withstand the test of time while remaining timeless.*

---

## RECYCLED CONTENT

There is no recycled content in Forage Terrazzo at this time. See material sourcing disclosure above.

---

## PERCENTAGE OF PRE-CONSUMER AND/OR POST-CONSUMER MATERIALS

There is no pre-consumer or post-consumer material content in Forage Terrazzo at this time. See Material Sourcing disclosure above.

---

## **FIRE RATING**

We currently do not have fire testing results for our Forage Terrazzo tiles and are exploring our testing options.

