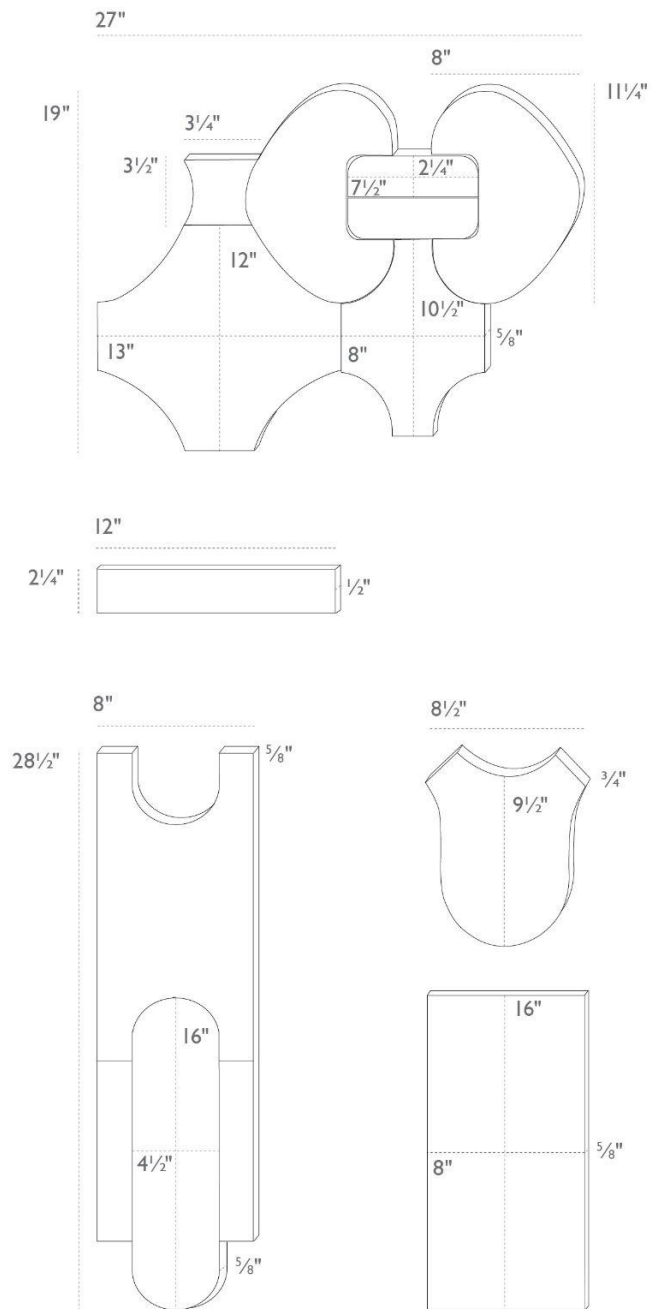


FORNACE BRIONI + CRISTINA CELESTINO

TERRACOTTA — FLOOR AND WALL

USAGE	Y / N
interior floor	Y*
interior wall	Y*
exterior floor	Y*
exterior wall	Y*
residential heavy traffic	Y
commercial light traffic	Y
radiant heating compatible	Y
fireplace surround	Y
shower	Y*
steam shower	N
fountain	N
freeze thaw	N
pool	N
heat resistant	Y
sink backsplash	Y*
stove backsplash	Y
grout joint size	3/8"
UV resistant	Y



Standard thickness for the tiles is 5/8" except for Bibiena (3/4") and Listello (1/2").
 * Please note all dimensions are nominal. Additionally, dimensions can vary +/- 1/4".
 * There are specific installation requirements for this usage. Please discuss with your installer.

FORNACE BRIONI + CRISTINA CELESTINO

TERRACOTTA — FLOOR AND WALL

What's in our tile: Fornace Brioni features an extraordinary collection of both traditional terracotta and glazed ceramic tiles made in collaboration with architect and designer Cristina Celestino. The traditional terracotta—or cotto—heralds from Gonzaga, a small town in the Lombardy region of Italy steeped in renaissance history and renowned for its terracotta. These tiles are still created by hand by the family-run company, now in its third generation, headed by Alberto Brioni. Created from the finest clays from the floodplain of the river Po, cotto is nothing more than the combination of water and earth that when exposed to fire, creates a subtle alchemy that becomes embodied in each tile. Both natural and ecological, each hand-made tile is unique and offers the best of Italian craftsmanship.

Due to the handmade craftsmanship of our tiles and the variety of materials used, there will be degrees of variation in color, shade, size and texture across production lots or batches. This means that your sample may not be a perfect match with your actual order, and that your add-on order may not be a perfect match to either. **This is the beauty of artisanal tile!**

INSPECTING YOUR SHIPMENT

- Due to the natural materials and production process of Fornace Brioni + Cristina Celestino Terracotta tiles, there will be degrees of variation in color, shade and size in your order, therefore it is important to blend the tiles from all boxes once they arrive and place them in their installation area to ensure you have the layout you want before installing.
- Efflorescence (salt deposits appearing as a white residue) is a normal occurrence in terracotta, and can be removed.
 - Store your terracotta tiles in a cool, dry place to prevent moisture build which can lead to efflorescence and other issues.
 - If efflorescence is present, have your installer do a quick sanding with an orbital sander and 120 grit sandpaper before sealing the tiles.
 - Additionally, Stonetech Restore Acidic Cleaner can also be used to remove efflorescence. See the “Sealing, Maintenance, and Care” section of this guide for more information.
- Industry standard suggests adding at least 15% overage due to tile cuts, potential shipping breakage, or future repairs.
- Dust and shipping residue are to be expected and should be cleaned prior to installing.

INSTALLATION FYIs

- clé offers general information about our tiles and their unique qualities and usages. Proper installation will only be attained if you have selected a seasoned installer with years of experience with artisan tiles. Any installer without artisan tile experience will not know how to install clé tiles and will likely result in failed installations.

- As is standard in the tile industry, installation deems acceptance of materials. Do not install if there are visible issues. If you have any doubts or are unsure of what qualifies as a visible issue for the tile you are installing, please reach out to us PRIOR to installation. Our tiles are subject to variations in color, texture, size and finish. Misuse by contractor or end-user including but not limited to negligence, physical and/or chemical abuse is not covered by clé's warranty.
- Tile is merely the surface of your construction. Installation problems will arise from inexperienced artisan tile installers, substrate or construction engineering and/or installation issues. Please refer to your project architect, structural engineer and/or installer for best results. *PLEASE CONFIRM YOUR INSTALLER'S LEVEL OF ARTISAN TILE EXPERIENCE. Your installation will only be as good as your installer.
- Install the tiles as late as possible in the project to minimize the risk of damaging the tile.
 - However, if you plan to install your tile prior to the installation of cabinets, fixtures, etc., refinishing will likely be necessary before your installation can be considered finished. Shipping imperfections are also alleviated by a refinishing as the final step of installation.
 - Please work with your project architect, structural engineer and/or installer to make sure that this final step is being accounted for in your project timeline and budget, and to ensure that you are getting the desired final look on your installation.
- Do not use blue tape or other construction tape during product installation. We cannot guarantee that the tape will not erode or damage our products.
- Please refer to the current edition of the TCNA Handbook for best installation results and ANSI A137.1 American National Standard Specifications for Ceramic Tile to reference specifications.

INSTALLATION AREAS

- Fornace Brioni + Cristina Celestino Terracotta tiles are radiant heating compatible, and can be used on interior and exterior floors, including areas with light commercial traffic.
- Fornace Brioni + Cristina Celestino Terracotta tiles are heat resistant and can be used on fireplace surrounds.
- Fornace Brioni + Cristina Celestino Terracotta tiles can be used on shower and sink backsplash installations with the application of a penetrating sealer.
- Fornace Brioni + Cristina Celestino Terracotta tiles are not suitable for use on pool, fountain water lines and steam shower installations.
- Fornace Brioni + Cristina Celestino Terracotta tiles can be used on shower floors, but if you would like to increase slip resistance, a thicker grout line, an off-center placement and/or using smaller 2" x 2" tiles, can provide protection because there are more grout lines.
- Fornace Brioni + Cristina Celestino Terracotta tiles can be used in a sink or stove backsplash installation, however they have high porosity and probability to stain. Additional sealing requirements must be taken into account in these installation areas. Please consult with your installer to see if a range splash is required for your installation.
- Fornace Brioni + Cristina Celestino Terracotta tiles can be used on interior and exterior non-freeze thaw location walls. Refer to the "Sealing, Maintenance, and Care" section below for exterior sealing recommendations.
- Fornace Brioni + Cristina Celestino Terracotta tiles are not freeze/thaw resistant.

GROUT

- For dry applications, where the installation is purely decorative, it is not necessary to grout Fornace Brioni + Cristina Celestino Terracotta tiles, however it is necessary for floor, exterior, and wet applications (shower, sink backsplash). If your installation requires grout, use a grout bag to fill the joints due to the shape and depth of the tile.
- Fornace Brioni + Cristina Celestino Terracotta tiles are extremely porous and must be sealed before grouting and as the final step of installation in order maintain their appearance and avoid staining.
- clé recommends Mapei Flexcolor CQ grout to reduce the risk of grout haze and staining.
- Recommended grout joint sizes vary across the collection, please see below:
 - Tavella variegato: 3/8"
 - Tivoli unglazed (bundle): 3/8"
 - Bibiena bianco + variegato: 3/8"
 - Listello: 1/4"
 - Capriccio (bundle): 3/8"
- Grout color selection is always up to our client and/or their design professional. However, clé is often asked for our opinion on best grout selections for our tiles. And due to the large array of grout colors that are now available, clé would like to offer this general guideline on a foolproof grout color selection for any of your clé tiles.
 - First, have your professional tile contractor complete your tile installation, except for the grout portion.
 - Next, when ready to grout, ask your contractor to bring ALL grout color charts from his preferred grout manufacturers, for your review.
 - Lastly, choose a time of day when you are most pleased with the lighting in your space (either natural lighting, installed lighting or a blend of both). During that lighting and time of day, select the grout color that best matches your tile selection.
- If your contractor is having any issues or questions regarding this grout, please reach out to Mapei tech support directly at 1-800-992-6273 as they are the best and fastest line of contact.
- If you are working with highly color-variegated tiles or a combination of tiles, we recommend that you follow the above recommendations—but match your grout to the color in your installation that you would like to accentuate. If you are working with highly color-variegated tiles or a combination of tiles, we recommend that you follow the above recommendations—but match your grout to the color in your installation that you would like to accentuate.

SEALING, MAINTENANCE, AND CARE

- Please follow Laticrete's [Sealing, Maintenance, and Care guide](#) for more guidance on sealing, cleaning, maintaining, and caring for your tile installation.
- **If you have any questions regarding Laticrete products or how to use them, please contact Laticrete directly by phone: 1-800-243-4788 X 1235.**

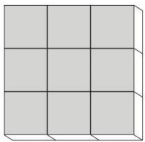
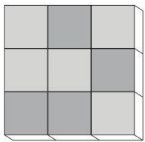
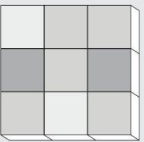
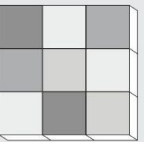
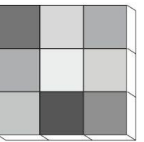

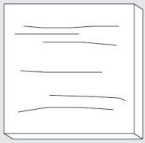
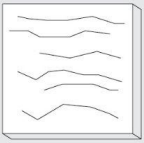
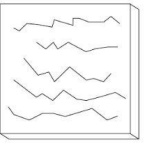
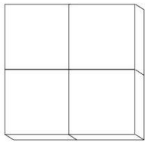
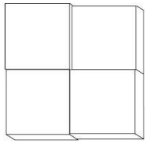
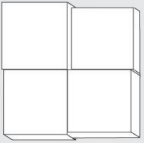
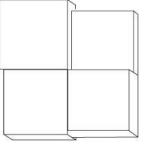
ADDITIONAL SPECIFICATIONS

COLOR,TEXTURE AND SIZE VARIATION

Due to the handmade craftsmanship of many of our tiles and the variety of materials used, there are degrees of variation in our tiles color, shade and texture. These differences are more pronounced in certain types of tiles than others, especially in tiles from separate production lots, or “batch es”. This makes it unlikely that your sample will be a perfect match with your actual order or that your add-on order will be a perfect match to your first order.

The following is a guide for the different degrees of variation that we have assigned our tiles:

All Fornace Brioni floor and wall tiles are rated 'level 3 medium' for color variation, except for Cotto Variegatos that are rated 'level 4 heavy'. Texture variation rating for Listellos is 'level 3 heavy', whereas the rest of the tiles are rated 'level 2 slight'. All these tiles are rated 'level 3 heavy' for size variation.

CATEGORY	LEVEL 1	LEVEL 2	LEVEL 3	LEVEL 4	LEVEL 5
COLOR VARIATION	 <p>low</p>	 <p>slight</p>	 <p>medium</p>	 <p>heavy</p>	 <p>extreme</p>
TEXTURE VARIATION	 <p>smooth</p>	 <p>slight</p>	 <p>medium</p>	 <p>heavy</p>	n/a
SIZE VARIATION	 <p>slight</p>	 <p>medium</p>	 <p>heavy</p>	 <p>extreme</p>	n/a

FLOOR RATING

Cotto Variegato, Cotto Tivoli, Bibiena, Capriccio and Listello tiles are rated III (can be used for light residential to light commercial foot traffic).

I light residential

for residential areas with light foot traffic. examples can include bathroom, bedroom, formal dining and living rooms. please note the following:

- not suitable for shoes with hard sole profiles (cleats, stilettos, etc.)
- the floor must be kept clean from abrasive debris (gravel, mud, salt, etc.)
- immediately clean all stains (food, personal and household care products, oils, paints, chemicals etc.)

II heavy residential

for residential areas with continuous foot traffic. examples can include entry, hallway, kitchen, foyer, laundry and mud rooms. please note the following:

- the floor must be kept clean from abrasive debris (sand, gravel, mud, salt, etc.)
- immediately clean all stains (food, personal and household care products, oils, paints, chemicals etc.)

III light commercial

for commercial areas with light foot traffic. examples can include commercial offices, doctor's offices and boutiques. please note the following:

- the floor must be kept clean from abrasive debris (sand, gravel, mud, salt, etc.)
- immediately clean all stains (food, personal and household care products, oils, paints, chemicals etc.)

IV heavy commercial

for commercial areas with continuous foot traffic. examples can include hotel lobby, retail, corridors in an office building, shopping mall and restaurant. please note the following:

- the floor must be kept clean from abrasive debris (sand, gravel, mud, salt, etc.)
- immediately clean all stains (food, personal and household care products, oils, paints, chemicals etc.)

V industrial

standard industrial floor use with no extreme, heavy breakage or spillage. examples can include restaurant kitchen, bar work area, winery production, exterior hotel entry, airport, car showroom, driveway. please note the following:

- the floor must be kept clean from abrasive debris (sand, gravel, mud, salt, etc.)
- immediately clean all stains (food, personal and household care products, oils, paints, chemicals etc.)

PRODUCT DESCRIPTION

Non-vitreous terracotta tiles, which are hand formed, and fired.

PRODUCT COMPONENTS

Clay.

DIMENSIONS

Cotto Variegato Rectangle	20.3 cm x 40.6 cm x 1.6 cm (8" x 16" x 5/8") / 2.45 kg per tile (5.4 lbs)
Cotto Tivoli (Bundle)	20.3 cm x 72.4 cm x 1.6 cm (8" x 28 1/2" x 5/8") / 3.75 kg (8.26 lbs)
Terracotta Pill	11.4 cm x 40.6 cm x 1.6 cm (4 1/2" x 16" x 5/8") / 1.36 kg (3 lbs)
Terracotta Tivoli Listello	3.8 cm x 22.9 cm x 1.6 cm (1 1/2" x 9" x 5/8") / .21 kg (.46 lbs)
Terracotta Rectangle	20.3 cm x 40.6 cm x 1.6 cm (8" x 16" x 5/8") / 1.97 kg (4.34 lbs)
Bibiena	21.6 cm x 24.1 cm x 1.9 cm per tile (8 1/2" x 9 1/2" x 3/4") / 0.92 kg per tile (2 lbs)
Listello	6 cm x 30 cm x 1.5 cm (2 1/4" x 12" x 1/2") / .40 kg per tile (.88 lbs)
Capriccio (Bundle)	48.3 cm x 69.6 cm x 1.6 cm (19" x 27" x 5/8") / 4.44 kg (9.8 lbs)
Capriccio Heart	20.3 cm x 28.6 cm x 1.6 cm (8" x 11 1/4" x 5/8") / .86 kg (1.9 lbs)
Capriccio Large Cross	30.5 cm x 33 cm x 1.6 cm (12" x 13" x 5/8") / 1.31 kg (2.9 lbs)
Capriccio Rounded Listello	19 cm x 5.7 cm x 1.6 cm (7 1/2" x 2 1/4" x 5/8") / .27 kg (.6 lbs)
Capriccio Bouchon	8.2 cm x 8.9 cm x 1.6 cm (3 1/4" x 3 1/2" x 5/8") / .13 kg (.3 lbs)
Capriccio Small Cross	20.3 cm x 26.7 cm x 1.6 cm (8" x 10 1/2" x 5/8") / .72 kg (1.6 lbs)

* Please note all dimensions are nominal. Additionally, dimensions can vary +/- 1/4".

AVERAGE COEFFICIENT OF FRICTION (DCOF ACUTEST)

The textured, unglazed surface of the floor tiles can provide slip resistance.

*The application of a penetrating sealer may help increase slip resistance.

FREEZE/THAW RESISTANCE (ASTM C1026)

Fornace Brioni terracotta tiles are not freeze/thaw resistant.

WATER ABSORPTION (ASTM C373)

avg. 26.4%; non-vitreous.

ACID RESISTANCE

Fornace Brioni are not resistant to acids and should be cleaned with pH neutral cleaners.

LEED CREDITS

The product is an inherently non-emitting source of VOCs (stone, ceramic, metals, powder-coated metals, plated or anodized metal, glass, cement, clay brick, and unfinished or untreated solid wood) and has no integral organic-based surface coatings, binders, or sealants.

Fornace Brioni tiles are considered 'inherently non-emitting sources' under the Low-emitting Materials Credit of LEEDv4/v4.1. **This is currently the only credit for our Fornace Brioni tile that is eligible to be used toward LEED.**

'Inherently non-emitting' means that these tile types have been shown to not contribute emissions to indoor environments and are therefore exempt from demonstrating compliance with CDPH v1.1-2010 or CDPH v1.2-2017.

Use of these tiles as Wall or Flooring materials should be entered in the LEED v4.1 low-emitting materials Calculator and identified as 'inherently non-emitting' in the Products Tab (Column L).

Disclosures for MR Credit Material Ingredient Disclosures under LEEDv4/v4.1, are not available at this time. We are exploring our disclosure options and have not established a timeline for completion.

Disclosures for MR Credit Environmental Product Declarations under LEEDv4/4.1, are not available at this time. We are exploring our disclosure options and have not established a timeline for completion.

Contribution to MR Credit Material Sourcing under LEEDv4/v4.1, does not apply as there is no recycled content, no bio-based materials, no wood, no reused products included in our tile at this time. Extended producer responsibility programs are highly difficult to manage given the nature of end-of-use tile removal methods. *Tile can last hundreds of years but fashions often change, which is the dominant reason for its removal. We work hard to ensure our terracotta tiles can withstand the test of time while remaining timeless.*

RECYCLED CONTENT

There is no recycled content in our Fornace Brioni tiles at this time. See material sourcing disclosure above.

PERCENTAGE OF PRE-CONSUMER AND/OR POST-CONSUMER MATERIALS

There is no pre-consumer or post-consumer material content in our Fornace Brioni tiles at this time. See material sourcing disclosure above.

FIRE RATING

Typically, ceramic tile does not need to have fire rating testing performed. It is our understanding from TCNA that the explanation that ceramic is inorganic, inert, and typically free of materials that could burn or produce smoke is generally enough to satisfy a specifier and that testing is not necessary. Also, the temperatures observed in the testing are typically lower than the temperatures at which ceramic tiles are fired.

Terracotta is a ceramic tile and falls under the description, “because ceramic tile is non-flammable and does not produce smoke in a fire, it inherently meets the flame spread and smoke development requirements of Section 803 of the International Building Code (IBC) for interior wall and ceiling materials.”