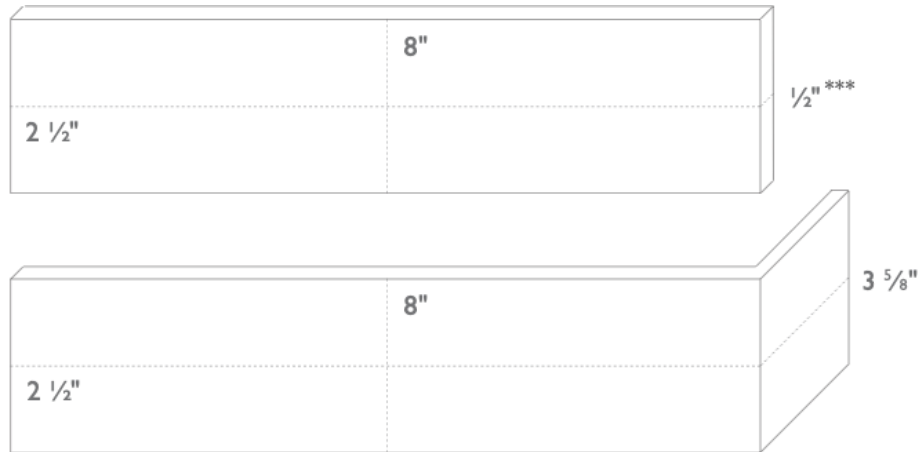


FOUNDRY FLATS STANDARD ISSUE



PRODUCT USAGE	interior floor	interior wall	exterior floor	exterior wall	residential heavy traffic	commercial heavy traffic	radiant heating compatible	fireplace surround	shower walls
BURN, CARBON, TARNISH, FERROUS	Y*	Y*	Y*	Y*	Y	Y	Y	Y	Y*
SAND CAST	Y*	Y*	N	Y*	Y	Y	Y	Y	Y*
SINTER	Y*	Y*	N	Y*	Y	Y	Y	Y	Y*

PRODUCT USAGE	steam shower walls	fountain	freeze thaw	pool	heat resistant	sink backsplash	stove backsplash	UV resistant
BURN, CARBON, TARNISH, FERROUS	Y*	N	Y	N	Y	Y*	Y*	Y
SAND CAST	Y*	N	N	N	Y	Y*	Y*	Y
SINTER	Y*	N	N	N	Y	Y*	Y*	Y

Standard thickness for Standard Issue bricks is 1/2" with the exception of Ferrous which has a 3/4" thickness.

90° corner piece return is 3 5/8" on Standard Issue.

Please note all dimensions are nominal. Additionally, dimensions can vary +/- 1/8".

*There are specific installation requirements for this usage. Please discuss with your installer.

FOUNDRY FLATS STANDARD ISSUE

What's in our tile: We scoured the country looking for a thin brick and discovered these Foundry Flats at a family-run business with a long history of working with clay. Sourced from materials located within 25 miles of the factory, the flats are solidly made with a body that reflects a color palette that is both modern and enduring. Made from clay and water, Foundry Flats are a classic American, affordable, and recyclable product. Available in an array of earthy hues, Standard Issue features thin brick with a clean and uniform surface perfect for a streamlined look.

Due to the handmade craftsmanship of our tiles and the variety of materials used, there will be degrees of variation in color, shade, size and texture across production lots or batches. This means that your sample may not be a perfect match with your actual order, and that your add-on order may not be a perfect match to either. **This is the beauty of artisanal tile!**

INSPECTING YOUR SHIPMENT

- Unglazed brick colors vary from brick to brick, some more than others. These variations are intentional, resulting from clé's particular production methods and choice of raw materials.
- Variations in depth, thickness, size, color and shade are to be expected. When specifying unglazed bricks, if color consideration is paramount, always work from a sampling of three or more bricks, which represents the range of color you can expect on the job.
- Due to the noticeable color and shade variations, it is very important to blend the tiles from all boxes once they arrive and place them in their installation area to ensure you have the layout you want before installing. Do not install without blending bricks from all boxes.
- Industry standard suggests adding at least 15% overage due to tile cuts, potential shipping breakage, or future repairs.
- Dust and shipping residue are to be expected and should be cleaned prior to installing.

INSTALLATION FYIs

- clé offers general information about our tiles and their unique qualities and usages. Proper installation will only be attained if you have selected a seasoned installer with years of experience with artisan tiles. Any installer without artisan tile experience will not know how to install clé tiles and will likely result in failed installations.
- As is standard in the tile industry, installation deems acceptance of materials. Do not install if there are visible issues. If you have any doubts or are unsure of what qualifies as a visible issue for the tile you are installing, please reach out to us PRIOR to installation. Our tiles are subject to variations in color, texture, size and finish. Misuse by contractor or end-user including but not limited to negligence, physical and/or chemical abuse is not covered by clé's warranty.
- Tile is merely the surface of your construction. Installation problems will arise from inexperienced artisan tile installers, substrate or construction engineering and/or installation issues. Please refer to your project architect,

structural engineer and/or installer for best results. PLEASE CONFIRM YOUR INSTALLER'S LEVEL OF ARTISAN TILE EXPERIENCE. Your installation will only be as good as your installer.

- Install the tiles as late as possible in the project to minimize the risk of damaging the tile.
- Do not use blue tape or other construction tape during product installation. We cannot guarantee that the tape will not erode or damage our products.
- Please refer to the current edition of the TCNA Handbook and the Thin Brick Veneer technical notes from The Brick Industry Association (BIA) for best installation results.

INSTALLATION AREAS

- Foundry Flats Standard Issue thin brick tiles have specific installation area usage depending on color and finish. Please reference the graphic on page 1.
- Foundry Flats Standard Issue thin brick tiles can be used on interior floors including areas with commercial heavy traffic.
- Foundry Flats Standard Issue thin brick tiles can be used on exterior floors with the exception of sinter and sand cast colorways.
- Foundry Flats Standard Issue thin brick tiles can be used on fireplace surrounds.
- Foundry Flats Standard Issue thin brick tiles are radiant heat compatible.
- Foundry Flats Standard Issue thin brick tiles can be installed on backsplashes, in bathrooms, showers and steam showers with the application of a penetrating sealer.
- Foundry Flats Standard Issue thin brick tiles should not be installed on shower or steam shower floors, with the exception of the ferrous colorway, which can be installed on steam shower floors.
- Foundry Flats Standard Issue thin brick tiles can be used as a stove backsplash, please consult with your installer to see if a range splash is required for your installation.
- Foundry Flats Standard Issue thin brick tiles can be installed on interior and exterior walls. Please refer to the “Sealing, Maintenance, and Care” section below for exterior sealing recommendations.
- Foundry Flats Standard Issue thin bricks are not suitable for pool and fountain installations.
- Foundry Flats Standard Issue thin bricks are freeze/thaw resistant with the exception of sand cast colorway.

GROUT

- clé recommends Mapei Flexcolor CQ grout to reduce the risk of grout haze and staining.
- clé recommends a $\frac{3}{8}$ " grout joint.
- Grout color selection is always up to our client and/or their design professional. However, clé is often asked for our opinion on best grout selections for our tiles. And due to the large array of grout colors that are now available, clé would like to offer this general guideline on a foolproof grout color selection for any of your clé tiles.
 - First, have your professional tile contractor complete your tile installation, except for the grout portion.

- Next, when ready to grout, ask your contractor to bring ALL grout color charts from his preferred grout manufacturers, for your review.
 - Lastly, choose a time of day when you are most pleased with the lighting in your space (either natural lighting, installed lighting or a blend of both). During that lighting and time of day, select the grout color that best matches your tile selection.
- If you are working with patterned tiles, highly color-variegated tiles or a combination of tiles, we recommend that you follow the above recommendations—but match your grout to the color in your pattern that you would like to accentuate.
 - Due to the texture of the bricks we recommend applying a sealant or a grout release prior to grouting to minimize risk of grout haze and to allow for easier clean up. Given that it will be difficult to remove grout from the textured surface of brick even when using a grout release, we also recommend that a grout bag or gun be used for grouting and to work carefully.

SEALING, MAINTENANCE AND CARE

- Please follow Laticrete's [Sealing, Maintenance and Care](#) guide for more guidance on cleaning, maintaining, and caring for your tile installation.
- **If you have any questions regarding Laticrete products or how to use them, please contact Laticrete directly by phone: 1-800-243-4788 X 1235.**

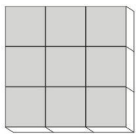
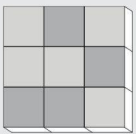
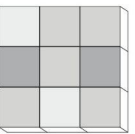
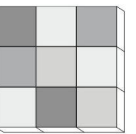



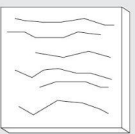
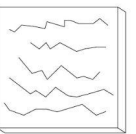
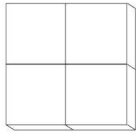
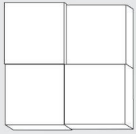
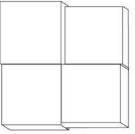
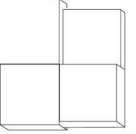
ADDITIONAL SPECIFICATIONS

COLOR, TEXTURE AND SIZE VARIATION

Due to the handmade craftsmanship of many of our bricks and the variety of materials used, there are degrees of variation in our tiles color, shade and texture. These differences are more pronounced in certain types of tiles than others, especially in tiles from separate production lots, or “ batches”. This makes it unlikely that your sample will be a perfect match with your actual order or that your add-on order will be a perfect match to either.

The following is a guide for the different degrees of variation that we have assigned our tiles:

Foundry Flats Standard Issue thin bricks are rated ‘level 2 slight’ for color variation, ‘level 3 medium’ for texture variation, and ‘level 2 medium’ for size variation.

CATEGORY	LEVEL 1	LEVEL 2	LEVEL 3	LEVEL 4	LEVEL 5
COLOR VARIATION	 <p>low</p>	 <p>slight</p>	 <p>medium</p>	 <p>heavy</p>	 <p>extreme</p>
TEXTURE VARIATION	 <p>smooth</p>	 <p>slight</p>	 <p>medium</p>	 <p>heavy</p>	n/a
SIZE VARIATION	 <p>slight</p>	 <p>medium</p>	 <p>heavy</p>	 <p>extreme</p>	n/a

FLOOR RATING

Foundry Flats Standard Issue thin bricks are rated IV (can be used for light residential to heavy commercial foot traffic following CTDA flooring load ratings, please refer to TCNA guide for more details).

I light residential

for residential areas with light foot traffic. examples can include bathroom, bedroom, formal dining and living rooms. please note the following:

- not suitable for shoes with hard sole profiles (cleats, stilettos, etc.)
- the floor must be kept clean from abrasive debris (gravel, mud, salt, etc.)
- immediately clean all stains (food, personal and household care products, oils, paints, chemicals etc.)

II heavy residential

for residential areas with continuous foot traffic. examples can include entry, hallway, kitchen, foyer, laundry and mud rooms. please note the following:

- the floor must be kept clean from abrasive debris (sand, gravel, mud, salt, etc.)
- immediately clean all stains (food, personal and household care products, oils, paints, chemicals etc.)

III light commercial

for commercial areas with light foot traffic. examples can include commercial offices, doctor's offices and boutiques. please note the following:

- the floor must be kept clean from abrasive debris (sand, gravel, mud, salt, etc.)
- immediately clean all stains (food, personal and household care products, oils, paints, chemicals etc.)

IV heavy commercial

for commercial areas with continuous foot traffic. examples can include hotel lobby, retail, corridors in an office building, shopping mall and restaurant. please note the following:

- the floor must be kept clean from abrasive debris (sand, gravel, mud, salt, etc.)
- immediately clean all stains (food, personal and household care products, oils, paints, chemicals etc.)

V industrial

standard industrial floor use with no extreme, heavy breakage or spillage. examples can include restaurant kitchen, bar work area, winery production, exterior hotel entry, airport, car showroom, driveway. please note the following:

- the floor must be kept clean from abrasive debris (sand, gravel, mud, salt, etc.)
- immediately clean all stains (food, personal and household care products, oils, paints, chemicals etc.)

PRODUCT DESCRIPTION

American made, Foundry Flats Standard Issue thin brick tiles emphasize classic, industrial style and are manufactured to last and improve with age.

Foundry Flats Standard Issue thin brick tiles shall be selected by the architect/designer/owner from manufacturer's standard sizes, shapes and glazes. Foundry Flats Standard Issue thin brick tiles meets or exceeds ASTM-C1088 Type TBS or TBX.

PRODUCT COMPONENTS

Clay and shale.

DIMENSIONS

Standard Issue	6 cm x 20 cm x 1 cm* (2 1/2" X 8" X 1/2"* / 38 kg per tile (.85 lb)
Corner—Standard Issue	6 cm x 20 cm x 9 cm (2 1/2" X 8" X 3 5/8" / .45 kg per tile (1 lb)

*Please note all dimensions are nominal. Additionally, dimensions between tiles can vary +/- 1/8". Standard thickness for Standard Issue bricks is 1/2" with the exception of Ferrous which has a 3/4" thickness.

AVERAGE COEFFICIENT OF FRICTION (DCOF ACUTEST)

The textured, unglazed surface will provide slip resistance.

*Application of a sealant may help increase slip resistance.

FREEZE/THAW RESISTANCE (ASTM C1026)

Foundry Flats Standard Issue thin bricks are freeze/thaw resistant with the exception of Sand cast.

WATER ABSORPTION (ASTM C373)

Burn	5 hr boil: avg. 9.09% / 24 hr cold soak: avg. 5.5% / Saturation Coefficient: avg. 0.61
Carbon	5 hr boil: avg. 10.29% / 24 hr cold soak: avg. 6.8% / Saturation Coefficient: avg. 0.66

Ferrous	5 hr boil: avg. 10.29% / 24 hr cold soak: avg. 7.0% / Saturation Coefficient: avg. 0.68
Sand Cast	5 hr boil: avg. 13.26% / 24 hr cold soak: avg. 10.3% / Saturation Coefficient: avg. 0.78
Sinter	5 hr boil: avg. 12% / 24 hr cold soak: avg. 9% / Saturation Coefficient: avg. 0.75
Tarnish	5 hr boil: avg. 9.6% / 24 hr cold soak: avg. 5.9% / Saturation Coefficient: avg. 0.62

ACID RESISTANCE

Foundry Flats Standard Issue thin bricks are not resistant to acids and should be cleaned with pH neutral cleaners.

LEED CREDITS

The product is an inherently non-emitting source of VOCs (stone, ceramic, metals, powder-coated metals, plated or anodized metal, glass, cement, clay brick, and unfinished or untreated solid wood) and has no integral organic -based surface coatings, binders, or sealants.

Foundry Flats bricks are considered 'inherently non-emitting sources' under the Low-emitting Materials Credit of LEEDv4/v4.1. ***This is a credit for Foundry Flats that is eligible to be used toward LEED.**

'Inherently non-emitting' means that these tile types have been shown to not contribute emissions to indoor environments and are therefore exempt from demonstrating compliance with CDPH v1.1-2010 or CDPH v1.2-2017.

Use of these tiles as Wall or Flooring materials should be entered in the LEED v4.1 low-emitting materials Calculator and identified as 'inherently non-emitting' in the Products Tab (Column L).

Disclosures for MR Credit Material Ingredient Disclosures under LEEDv4/v4.1, are not available at this time. We are exploring our disclosure options and have not established a timeline for completion.

Disclosures for MR Credit Environmental Product Declarations under LEEDv4/4.1, are not available at this time. We are exploring our disclosure options and have not established a timeline for completion.

Contribution to MR Credit Material Sourcing under LEEDv4/v4.1, applies as there is pre-consumer recycled content in our bricks. ***This is a credit for Foundry Flats that is eligible to be used toward LEED.**

* Foundry Flats can contribute to two LEEDv4/v4.1 points under the Low-emitting Materials Credit and under the MR Credit Material Sourcing.

RECYCLED CONTENT

The clay mix in our Foundry Flats bricks consists of grog (ground up brick and brick waste). See Material Sourcing disclosure above.

PERCENTAGE OF PRE-CONSUMER AND/OR POST-CONSUMER MATERIALS

There is approximately 8.4% pre-consumer material content (grog) in each of our Foundry Flats bricks.

FIRE RATING

Brick masonry has traditionally been used to provide superior fire resistance and safety for occupants. Since the primary ingredient in brick is clay which is fired to around 2000 F, it is classified as a non-combustible material. As such, it is an excellent choice to resist or confine fires.