

# clé MODERN FARMHOUSE BRICK

USAGE	Y / N
interior floor	Y*
interior wall	Y*
exterior floor	N
exterior wall	Y*
residential light traffic	Y
commercial light traffic	N
radiant heating compatible	Y
fireplace surround	Y
shower	Y*
steam shower	Y*
fountain waterlines	Y*
freeze thaw	Y
pool waterlines	Y*
heat resistant	Y
sink backsplash	Y*
stove backsplash	Y*
grout joint size	$\frac{3}{8}$ "
UV resistant	Y



**Standard thickness for clé modern farmhouse brick is  $\frac{3}{8}$ ".**

Please note all dimensions are nominal. Additionally, dimensions can vary +/-  $\frac{1}{8}$ "

\*There are specific installation requirements for this usage. Please discuss with your installer.

# clé MODERN FARMHOUSE BRICK

---

**What's in our tile:** If you are looking for all the function of the trusty subway tile but want a little more surface variegation and a hint of Zellige glamor, then Modern Farmhouse Brick should serve you well. This affordable thin-glazed brick comes in eight glossy colors and two matte finishes and combines rustic simplicity with everyday utility making it an easy go-to tile for all your classic wall tile projects.

Due to the handmade craftsmanship of our tiles and the variety of materials used, there will be degrees of variation in color, shade, size and texture across production lots or batches. This means that your sample may not be a perfect match with your actual order, and that your add-on order may not be a perfect match to either. **This is the beauty of artisanal tile!**

---

## INSPECTING YOUR SHIPMENT

- clé's Modern Farmhouse Brick shades and colors vary from brick to brick, some more than others. These variations are intentional, resulting from clé's particular production methods and choice of raw materials. Glazed bricks are created by hand, one at a time, from unrefined clay and natural pigments, resulting in intentional variations of color, shade, texture and size.
- Due to the natural materials and production process of Modern Farmhouse Brick tiles, there will be degrees of variation in color, shade and size in your order, therefore it is important to blend the tiles from all boxes once they arrive and place them in their installation area to ensure you have the layout you want before installing.
- Industry standard suggests adding at least 15% overage due to tile cuts, potential shipping breakage, or future repairs.
- Dust and shipping residue are to be expected and should be cleaned prior to installing.

---

## INSTALLATION FYIs

- clé offers general information about our tiles and their unique qualities and usages. Proper installation will only be attained if you have selected a seasoned installer with years of experience with artisan tiles. Any installer without artisan tile experience will not know how to install clé tiles and will likely result in failed installations.
- As is standard in the tile industry, installation deems acceptance of materials. Do not install if there are visible issues. If you have any doubts or are unsure of what qualifies as a visible issue for the tile you are installing, please reach out to us PRIOR to installation. Our tiles are subject to variations in color, texture, size and finish. Misuse by contractor or end-user including but not limited to negligence, physical and/or chemical abuse is not covered by clé's warranty.
- Tile is merely the surface of your construction. Installation problems will arise from inexperienced artisan tile installers, substrate or construction engineering and/or installation issues. Please refer to your project architect, structural engineer and/or installer for best results. PLEASE CONFIRM YOUR INSTALLER'S LEVEL OF ARTISAN TILE EXPERIENCE. Your installation will only be as good as your installer.
- Install the tiles as late as possible in the project to minimize the risk of damaging the tile.

- Do not use blue tape or other construction tape during product installation. We cannot guarantee that the tape will not erode or damage our products.
  - Please refer to the current edition of the TCNA Handbook for best installation results and ANSI A137.1 American National Standard Specifications for Ceramic Tile to reference specifications.
- 

## INSTALLATION AREAS

- Modern Farmhouse Brick tiles can be used on interior floors with light residential traffic.
  - Modern Farmhouse Brick tiles can be used on fireplace surrounds.
  - Modern Farmhouse Brick tiles are radiant heating compatible.
  - Modern Farmhouse Brick tiles can be installed on backsplashes, in bathrooms, showers and steam showers with the application of a penetrating sealer.
  - Modern Farmhouse Brick tiles can be used on shower and steam shower floors, where the natural variation on the surface of the tile can provide additional protection against slipping. Additionally, using a thicker grout line, an off-center placement and/or using smaller 2" x 2" tiles, can also provide protection because there are more grout lines.
  - Modern Farmhouse Brick tiles can be used as a stove backsplash, please consult with your installer to see if a range splash is required for your installation.
  - Modern Farmhouse Brick tiles can be used on interior and exterior walls. Please refer to the "Sealing, Maintenance, and Care" section below for exterior sealing recommendations.
  - Modern Farmhouse Brick tiles can be installed on pool and fountain water lines.
  - Modern Farmhouse Brick tiles are freeze/thaw resistant.
- 

## GROUT

- clé recommends Mapei Ultracolor Plus FA grout for glazed brick installations.
- Grout color selection is always up to our client and/or their design professional. However, clé is often asked for our opinion on best grout selections for our tiles. And due to the large array of grout colors that are now available, clé would like to offer this general guideline on a grout color selection for any of your clé tiles.
  - First, have your professional tile contractor complete your tile installation, except for the grout portion.
  - Next, when ready to grout, ask your contractor to bring ALL grout color charts from his preferred grout manufacturers, for your review.
  - Lastly, choose a time of day when you are most pleased with the lighting in your space (either natural lighting, installed lighting or a blend of both). During that lighting and time of day, select the grout color that best matches your tile selection.
  - If you are working with patterned tiles, highly color-variegated tiles or a combination of tiles, we recommend that you follow the above recommendations—but match your grout to the color in your pattern that you would like to accentuate.

- If the glazed brick you have selected has visible crazing we recommend applying a grout release or sealant prior to grouting. Additionally, if the glazed bricks are being grouted with a contrasting grout color vs. a matching one, then you must also apply a penetrating sealant or grout release prior to grouting in order to minimize the possibility of the contrasting grout curing in the inherent hairline cracks.

---

## SEALING, MAINTENANCE AND CARE

- Please follow Laticrete's [Sealing, Maintenance and Care](#) guide for more guidance on cleaning, maintaining, and caring for your tile installation.
- **If you have any questions regarding Laticrete products or how to use them, please contact Laticrete directly by phone: 1-800-243-4788 X 1235.**

# ADDITIONAL SPECIFICATIONS

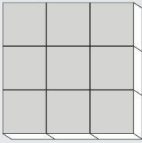
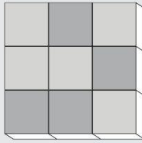
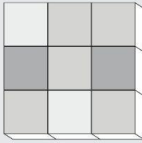
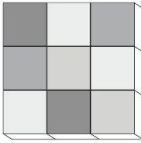
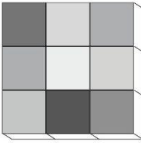


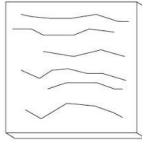
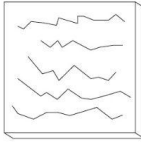
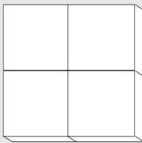
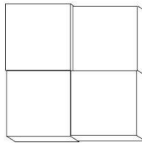
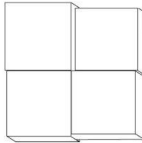
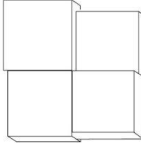
## COLOR, TEXTURE AND SIZE VARIATION

Due to the handmade craftsmanship of many of our tiles and the variety of materials used, there are degrees of variation in our tiles color, shade, size and texture. These differences are more pronounced in certain types of tiles than others, especially in tiles from separate production lots, or “batches”. This makes it unlikely that your sample will be a perfect match with your actual order or that your add-on order will be a perfect match to either!

The following is a guide for the different degrees of variation that we have assigned our tiles:


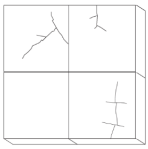
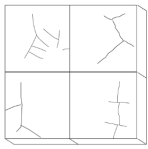
Modern Farmhouse Bricks have varied ratings for color variation. Bronze Gloss, Cream Gloss, Gunmetal Matte and Royal Blue Gloss are rated ‘level 1 low’. White Gloss, White Matte, Grey Gloss, and Black Gloss are rated ‘level 2 slight’. Brindled Blue Gloss and Deep Green Gloss are rated ‘level 3 medium’. Brindled Blue Gloss and Deep Green Gloss are rated ‘level 3 medium’.

All Modern Farmhouse Bricks are rated ‘level 2 slight’ for texture variation, and ‘level 1 slight’ for size variation.

CATEGORY	LEVEL 1	LEVEL 2	LEVEL 3	LEVEL 4	LEVEL 5
COLOR VARIATION	 <p>low (bronze gloss, cream gloss, gunmetal matte, royal blue gloss)</p>	 <p>slight</p>	 <p>medium (brindled blue gloss, deep green gloss)</p>	 <p>heavy</p>	 <p>extreme</p>
TEXTURE VARIATION	 <p>smooth</p>	 <p>slight</p>	 <p>medium</p>	 <p>heavy</p>	n/a
SIZE VARIATION	 <p>slight</p>	 <p>medium</p>	 <p>heavy</p>	 <p>extreme</p>	n/a

## IMPERFECTIONS

Modern Farmhouse Bricks are rated 'level I light' for crazing.

	LEVEL 1	LEVEL 2	LEVEL 3
CRAZING	 light	 medium	 heavy

---

## FLOOR RATING

Modern Farmhouse Brick is rated I (can be used for light residential foot traffic).

### I light residential

for residential areas with light foot traffic. examples can include bathroom, bedroom, formal dining and living rooms. please note the following:

- not suitable for shoes with hard sole profiles (cleats, stilettos, etc.)
- the floor must be kept clean from abrasive debris (gravel, mud, salt, etc.)
- immediately clean all stains (food, personal and household care products, oils, paints, chemicals etc.)

### II heavy residential

for residential areas with continuous foot traffic. examples can include entry, hallway, kitchen, foyer, laundry and mud rooms. please note the following:

- the floor must be kept clean from abrasive debris (sand, gravel, mud, salt, etc.)
- immediately clean all stains (food, personal and household care products, oils, paints, chemicals etc.)

### III light commercial

for commercial areas with light foot traffic. examples can include commercial offices, doctor's offices and boutiques. please note the following:

- the floor must be kept clean from abrasive debris (sand, gravel, mud, salt, etc.)
- immediately clean all stains (food, personal and household care products, oils, paints, chemicals etc.)

### IV heavy commercial

for commercial areas with continuous foot traffic. examples can include hotel lobby, retail, corridors in an office building, shopping mall and restaurant. please note the following:

- the floor must be kept clean from abrasive debris (sand, gravel, mud, salt, etc.)
- immediately clean all stains (food, personal and household care products, oils, paints, chemicals etc.)

**V** industrial

standard industrial floor use with no extreme, heavy breakage or spillage. examples can include restaurant kitchen, bar work area, winery production, exterior hotel entry, airport, car showroom, driveway. please note the following:

- the floor must be kept clean from abrasive debris (sand, gravel, mud, salt, etc.)
- immediately clean all stains (food, personal and household care products, oils, paints, chemicals etc.)

---

## PRODUCT DESCRIPTION

Glazed thin brick.

---

## PRODUCT COMPONENTS

Clay, glaze, pigments.

---

## DIMENSIONS

Modern Farmhouse Brick	6 cm x 24 cm x .95 cm (2 1/2" x 9 1/2" x 3/8") / .38 kg per tile (.85 lb)
Modern Farmhouse Brick trim	6 cm x 24 cm x .95 cm (2 1/2" x 9 1/2" x 3/8") / .38 kg per tile (.85 lb)

\* Please note all dimensions are nominal. Additionally, dimensions can vary +/- 1/8".

---

## AVERAGE COEFFICIENT OF FRICTION (DCOF ACUTEST)

“Wet Dynamic Coefficient of Friction” (DCOF)

avg. 0.21 for white gloss, white matte, black gloss and grey gloss.

avg. 0.22 for brindled blue gloss, royal blue gloss, deep green gloss, gunmetal matte, bronze gloss and cream gloss.

---

## FREEZE/THAW RESISTANCE (ASTM C1026)

Modern Farmhouse Brick are freeze/thaw resistant.

---

## WATER ABSORPTION (ASTM C373)

avg. 6.7%; semi-vitreous for white gloss, white matte, black gloss and grey gloss.

avg. 6.5%; semi-vitreous for brindled blue gloss, royal blue gloss, deep green gloss, gunmetal matte, bronze gloss and cream gloss.

---

## ACID RESISTANCE

Modern Farmhouse Bricks are not resistant to acids and should be cleaned with pH neutral cleaners.

---

## LEED CREDITS

The product is an inherently non-emitting source of VOCs (stone, ceramic, metals, powder-coated metals, plated or anodized metal, glass, cement, clay brick, and unfinished or untreated solid wood) and has no integral organic-based surface coatings, binders, or sealants.

clé basics Modern Farmhouse Bricks are considered 'inherently non-emitting sources' under the Low-emitting Materials Credit of LEEDv4/v4.1. **\*This is the only credit for Modern Farmhouse Brick that is eligible to be used toward LEED.**

'Inherently non-emitting' means that these tile types have been shown to not contribute emissions to indoor environments and are therefore exempt from demonstrating compliance with CDPH v1.1-2010 or CDPH v1.2-2017.

Use of these tiles as Wall or Flooring materials should be entered in the LEED v4.1 low-emitting materials Calculator and identified as 'inherently non-emitting' in the Products Tab (Column L).

Disclosures for MR Credit Material Ingredient Disclosures under LEEDv4/v4.1, are not available at this time. We are exploring our disclosure options and have not established a timeline for completion.

Disclosures for MR Credit Environmental Product Declarations under LEEDv4/4.1, are not available at this time. We are exploring our disclosure options and have not established a timeline for completion.

Contribution to MR Credit Material Sourcing under LEEDv4/v4.1, does not apply as there is no recycled content, no bio-based materials, no wood, no reused products included in our tile at this time. Extended producer responsibility programs are highly difficult to manage given the nature of end-of-use tile removal methods. *Tile can last hundreds of years but fashions often change, which is the dominant reason for its removal. We work hard to ensure our cement tiles can withstand the tests of time while remaining timeless.*

---

## RECYCLED CONTENT

There is no recycled content in our Modern Farmhouse Bricks at this time. See material sourcing disclosure above.



---

## PERCENTAGE OF PRE-CONSUMER AND/OR POST-CONSUMER MATERIALS

There is no pre-consumer or post-consumer content in our Modern Farmhouse Bricks at this time. See material sourcing disclosure above.

---

## FIRE RATING

Typically, ceramic tile does not need to have fire rating testing performed. It is our understanding from TCNA that the explanation that ceramic is inorganic, inert, and typically free of materials that could burn or produce smoke is generally enough to satisfy a specifier and that testing is not necessary. Also, the temperatures observed in the testing are typically lower than the temperatures at which ceramic tiles are fired.

Ceramic tile falls under the description, "because ceramic tile is non-flammable and does not produce smoke in a fire, it inherently meets the flame spread and smoke requirements of Section 803 of the International Building Code (IBC) for interior wall and ceiling materials."