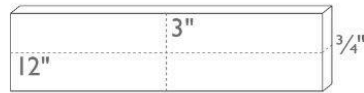


STRATA LINEA

USAGE	Y / N
interior floor	Y
interior wall	Y
exterior floor	Y*
exterior wall	Y*
light residential traffic	Y
heavy residential traffic	Y
light commercial traffic	Y
heavy commercial traffic	Y
industrial traffic	N
shower	Y*
steam shower	N
fountain	N
pool	N
freeze/thaw	N
UV resistant	Y
radiant heating compatible	Y
heat resistant	Y
fireplace surround	Y
stove backsplash	Y*
sink backsplash	Y*
grout joint size	1/16"

**Standard thickness for strata is 3/4".**

Please note all dimensions are nominal. Please note that dimensions can vary +/- 1/8 inch".

* There are specific installation requirements for this usage. Please review the "Installation Areas" and "Sealing, Maintenance, & Care" sections below and discuss with your installer.

STRATA LINEA

What's in our tile: Strata Linea is a collection of recycled stone from the Eastern Mediterranean and is the brainchild of Rula Yaghmour, a female Jordanian architect who has taken a simple idea—repurposing stone left over from construction projects—called kutleh (the arabic word for block). While kutleh's projects center around bonding layers of stone into a mass block, clé collaborated with Yaghmour on creating Strata Linea, a tile line of different sized planks that feature the rich variety of leftover, highly sought after stone.

clé's Strata Linea collection is a new way of blending and layering stones that allow them to reveal the profound beauty of their individual colors and remarkable fossils that have emerged after forming deep within the earth for millions of years. These geologic processes over the long arc of time have created stone in shades from pale white and cream to red, brown, green, grey and gold.

Strata Linea planks are made of stone left over from the production of architectural cladding tiles. The off-cut and surplus material is recycled and reshaped, then gathered into lots rich with color. We've chosen ten types of stone for an array of complementary shades and unique natural patterns.

Strata Linea is composed of natural stone which will exhibit degrees of variation in color and shade, therefore there will be variation in color and shade across batches. This means that your sample may not be a perfect match with your actual order, and that your add-on order may not be a perfect match to either. **This is the beauty of artisanal tile!**

INSPECTING YOUR SHIPMENT

- **WHAT TO EXPECT** - the strata linea collection will exhibit a polished surface and color variations due to the striations and diverse range of tones found in each stone. Strata Linea is sold in bundles in three different plank widths: 3", 4", or 5", with each bundle including a set number of tiles in 12", 18", and 24" lengths. Each bundle features a mix of ten types of stone: travertine, ajloun, jerusalem, sahwawi, ma'an, karak, beirzeit, daba'a, carrara and crema. Please note the major bulk of the stone will fall in the beige range, with additional colors varying in quantity and serving as a highlight. Some pieces may come with mesh backing for added reinforcement. **ALSO** – Dust and shipping residue are to be expected and should be cleaned before installing.
- **BLEND BLEND BLEND** - due to the natural materials and production process of strata linea tiles, there will be degrees of variation in color, shade, and size in your order. It is important to blend the tiles from all boxes once they arrive and place them in their installation area to ensure you have the layout you want before installing.
- **ORDER EXTRA!** - industry standard suggests adding at least 15% overage due to tile cuts, potential shipping breakage, or future repairs. However, the strata linea collection is made up of recycled and repurposed natural stone and will feature a wide variation in color. Also, many of the strata linea stones also display natural pores or pits. If these features do not fit your project's needs, we recommend ordering 20-30% overage. This will allow your contractor to cherry-pick the tiles most desirable for your project.

- **SHIPMENTS ARE SUBJECT TO WEATHER** – tiles may be exposed to moisture and/or condensation during production or shipping which may affect the color of the tiles once received. Setting the tiles out to dry prior to installation will return the color to normal. Do not install tiles until fully dried.

INSTALLATION FYIs

- **GENERAL GUIDELINES, NOT INSTRUCTIONS** - clé offers general information about our tiles and their unique qualities and usages. Proper installation will only be attained if you have selected a seasoned installer with years of experience with artisan tiles. Any installer without artisan tile experience will not know how to install clé tiles and will likely result in failed installations.
- Please note that strata linea tiles may contain naturally occurring iron deposits that can cause rust spots if exposed to excessive moisture.
- **INSTALLATION DEEMS ACCEPTANCE OF YOUR ORDER** - if you are not 100% sure of your tiles- **DO NOT INSTALL THEM.** As is standard in the tile industry and with all construction materials, installation deems acceptance of materials. Do not install if there are visible issues. If you have any doubts or are unsure of what qualifies as a visible issue for the tile you are installing, please reach out to us **PRIOR** to installation. Our tiles are subject to variations in color, texture, size, and finish. Misuse by contractor or end-user including but not limited to negligence, physical and/or chemical abuse, as well as order shortages **ARE NOT** a clé responsibility and therefore, not covered by clé's warranty.
- **TILE IS A MATERIAL. INSTALLATION ERRORS ARE NOT THE FAULT OF THE MATERIAL** – clé tile is a material. Tile is merely the surface of your construction. Installation problems will arise from inexperienced artisan tile installers, substrate, or construction engineering and/or installation issues. Please refer to your project architect, structural engineer and/or installer for best results.
- **PLEASE CONFIRM YOUR INSTALLER'S LEVEL OF ARTISAN TILE EXPERIENCE** - your installation will only be as good as your installer. Please visit our blog for tips on [how to choose an installer](https://www.cletile.com/blogs/cle-notes/how-to-choose-contractor-installer) (<https://www.cletile.com/blogs/cle-notes/how-to-choose-contractor-installer>).
- **REQUIRE YOUR INSTALLER PERFORM A “DRY RUN” BEFORE BEGINNING YOUR INSTALLATION** – before installing, make sure to lay out and blend **ALL BOXES** of your tiles so that your variations in color, and tiles that bear chips and pits are artfully placed as you would like. clé selects our tiles for their hand-hewn variations and their inherent surface and color variations, which include pits, cracks, and chipping. The best placement of these nuances throughout your installation must be guided by you and/or your design professional to realize the best possible blend of your shipment of our limited-availability tiles. Your installation is only as good as your **DRY RUN.**
- **DO NOT USE TAPE, BLUE TAPE, OR OTHER TAPE** - do not use blue tape or other construction tape during product installation. We cannot guarantee that the tape will not erode or damage our products.

- **WAIT UNTIL YOUR PROJECT IS COMPLETE BEFORE INSTALLING YOUR TILES** - install the tiles as late as possible in the project to minimize the risk of damaging the tile.
- **REQUIRE MOCK-UP BOARDS** – your next step to ensure your tiles will be organized properly and your grout joint size and color, as well as your sealant, are done to your design professional’s specifications- we urge you to require your installer create mock-up boards prior to your installation. This is a **STANDARD PRACTICE** for seasoned installers as it enables the end-user and their design professional to test all the tile layouts in mock-up form and, also will allow for the mock-up boards to be examined in the space and lighting in which the tiles will be used. Before beginning the mock-up boards- make sure to **FIRST** do your above-recommended **DRY RUN** and lay out and blend your tiles as described in that section.
- **“FINAL FINISH” – WHAT IT IS AND WHY MAY YOUR PROJECT REQUIRES THIS?** - if you plan install your tile prior to the installation of cabinets, fixtures, etc., you’ll need be refinish the tile after those other features are installed in a step we call the “final finish.” In this step, your contractor should replace any broken or chipped tiles caused by construction damage, scuffing, or any deterioration of the tile surface. They should also hire a professional refinisher for the final refinishing of your tile installation. (*NOTE – Another benefit is that shipping refinishing can alleviate common shipping imperfections.). Make sure to account for this final step in your project timeline and budget.
- **TCNA and ANSI** - please refer to the current edition of the TCNA Handbook for best installation results and ANSI A137.1 American National Standard Specifications for Ceramic Tile to reference specifications.

INSTALLATION AREAS

- Strata Linea tiles can be used on interior and exterior floors, including heavy commercial traffic areas.
- Strata Linea tiles are not freeze/thaw rated.
- For exterior floor installations, clé recommends applying an anti-slip sealer or treatment. In cold-weather areas, they must be installed above-grade on covered decks or verandas and sealed with a water-repellent sealer.
- Strata Linea tiles can be used on interior and exterior walls. For outdoor installations in cold-weather areas, there must be a flashing or roofing overhead and the tiles must be sealed with a water-repellent sealer.
- Strata Linea tiles can be installed on backsplashes, bathrooms, and showers with application of a waterproofing, penetrating sealant.
- Strata Linea tiles can be used on shower floors. To increase slip resistance in these installation areas, larger tiles can be scored to create grooves on the surface of the tile. Additionally, using a thicker grout line, an off-center placement and/or using smaller 2” x 2” tiles, can also provide protection because there are more grout lines.

- Strata Linea tiles are not suitable for pools, fountains, or their water lines.
 - Strata Linea tiles are heat resistant and can be used on fireplace surrounds.
 - Strata Linea tiles are radiant heating compatible.
 - Strata Linea tiles can be used as a stove backsplash. Please consult with your installer to see if a range splash is required for your installation.
-

GROUT

- clé recommends a $\frac{1}{16}$ " grout joint with this collection.
- clé recommends using mortar and sanded cementitious grout that comply with the ANSI A118 or ISO 13007 classifications suitable for your project. Please consult with your installation professional to make these determinations.
- Grout color selection is always up to our client and/or their design professional. However, clé is often asked for our opinion on best grout selections for our tiles. And due to the large array of grout colors that are now available, clé would like to offer this general guideline on a grout color selection for any of your clé tiles.
 - First, have your contractor complete your tile installation, except for the grout portion.
 - Next, ask your contractor to bring ALL grout color charts from his preferred grout manufacturer for your review.
 - Lastly, choose a time of day when you are most pleased with the lighting in your space (either natural lighting, installed lighting or a blend of both). During that lighting and time of day, select the grout color that best matches your tile selection.
 - If you are working with highly color-variegated tiles or a combination of tiles, we recommend that you follow the above recommendations—but match your grout to the color in your installation that you would like to accentuate.
- If your contractor is having any issues or questions regarding grout, please reach out to the grout manufacturer directly. They are the best and fastest line of contact.

SEALING, MAINTENANCE AND CARE

- Shower installations
 - For these installations we recommend sealing pre-grout with Laticrete Bulletproof Sealer.
 - As a post-grout final seal, we recommend applying 2 coats of Laticrete Bulletproof Sealer. Then, after letting the sealer cure for 24 hours, apply one or two coats of Laticrete Heavy Duty Exterior Sealer.
 - Please note that all Strata Linea tiles are subject to rust spots and water staining if exposed to excessive moisture.
 - To reduce the occurrence of rust spots and other water-related stains, we suggest the following maintenance plan:
 - Dry off the surface after each use. We suggest using a squeegee.
 - Frequent cleaning with Laticrete Revitalizer Cleaner & Protector. Note: this product is mild enough that it can be used as frequently as daily.
 - Spot cleaning any stains with Laticrete Soap Scum Remover or Laticrete Mold & Mildew Stain Remover.

- Please follow Laticrete's [Sealing, Maintenance, and Care Guide](#) for more guidance on cleaning, maintaining, and caring for your tile installation.

- **If you have any questions regarding Laticrete products or how to use them, please contact Laticrete directly by phone: 1-800-243-4788 X 1235.**

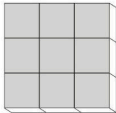
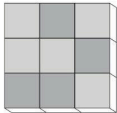





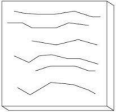
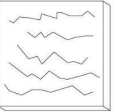

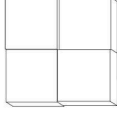
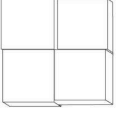
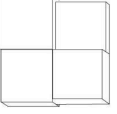
ADDITIONAL SPECIFICATIONS

COLOR, TEXTURE AND SIZE VARIATION

Due to the handmade craftsmanship of many of our tiles and the variety of materials used, there are degrees of variation in our tiles color, shade and texture. These differences are more pronounced in certain types of tiles than others, especially in tiles from separate production lots, or “batches”. This means that your sample may not be a perfect match with your actual order, and that your add-on order may not be a perfect match to either.

The following is a guide for the different degrees of variation that we have assigned our tiles:

Strata linea are rated ‘level 4 heavy’ for color variation, ‘level 1 smooth’ for texture variation, and ‘level 1 slight’ for size variation.

CATEGORY	LEVEL 1	LEVEL 2	LEVEL 3	LEVEL 4	LEVEL 5
COLOR VARIATION	 low	 slight	 medium	 heavy	 extreme
TEXTURE VARIATION	 smooth	 slight	 medium	 heavy	n/a
SIZE VARIATION	 slight	 medium	 heavy	 extreme	n/a

IMPERFECTIONS

Strata Linea tiles are rated ‘level 1 will occur’ for pits/chips.

	LEVEL 1	LEVEL 2	LEVEL 3
PITS/CHIPS	 will occur	 prevalent	 heavy

FLOOR RATING

Strata Linea is rated IV (can be used for light residential to heavy commercial foot traffic)

I light residential

for residential areas with light foot traffic. examples can include bathroom, bedroom, formal dining and living rooms. please note the following:

- not suitable for shoes with hard sole profiles (cleats, stilettos, etc.)
- the floor must be kept clean from abrasive debris (gravel, mud, salt, etc.)
- immediately clean all stains (food, personal and household care products, oils, paints, chemicals etc.)

II heavy residential

for residential areas with continuous foot traffic. examples can include entry, hallway, kitchen, foyer, laundry and mud rooms. please note the following:

- the floor must be kept clean from abrasive debris (sand, gravel, mud, salt, etc.)
- immediately clean all stains (food, personal and household care products, oils, paints, chemicals etc.)

III light commercial

for commercial areas with light foot traffic. examples can include commercial offices, doctor's offices and boutiques. please note the following:

- the floor must be kept clean from abrasive debris (sand, gravel, mud, salt, etc.)
- immediately clean all stains (food, personal and household care products, oils, paints, chemicals etc.)

IV heavy commercial

for commercial areas with continuous foot traffic. examples can include hotel lobbies, retail, corridors in an office building, shopping mall or restaurant. please note the following:

- the floor must be kept clean from abrasive debris (sand, gravel, mud, salt, etc.)
- immediately clean all stains (food, personal and household care products, oils, paints, chemicals etc.)

V industrial

standard industrial floor use with no extreme, heavy breakage or spillage. examples can include restaurant kitchen, bar work area, winery production, exterior hotel entry, airport, car showroom, driveway. please note the following:

- the floor must be kept clean from abrasive debris (sand, gravel, mud, salt, etc.)
- immediately clean all stains (food, personal and household care products, oils, paints, chemicals etc.)

PRODUCT DESCRIPTION

Strata Linea tiles are recycled and repurposed natural stone from the surplus produced from cladding tiles used in everyday construction projects.

PRODUCT COMPONENTS

Recycled natural stone—each strata linea bundle is a mix and features ten types of stone: travertine, ajloun, jerusalem, sahrawi, ma'an, karak, beirzeit, daba'a, carrara and crema.

DIMENSIONS

Strata Linea is sold as bundles in three different plank widths: 3", 4", or 5", with each bundle including a set number of tiles in 12", 18", and 24" lengths. Each bundle features a mix of ten types of stone: travertine, ajloun, jerusalem, sahrawi, ma'an, karak, beirzeit, daba'a, carrara and crema.

3" bundle	7.6 cm x 30.5 cm x 1.9 cm (3"x 12"x ¾") / approx. 1.25 kg per tile (2.76 lbs) 7.6 cm x 46 cm x 1.9 cm (3"x 18"x ¾") / approx. 1.88 kg per tile (4.14 lbs) 7.6 cm x 61 cm x 1.9 cm (3"x 24"x ¾") / approx. 2.50 kg per tile (5.51 lbs)
4" bundle	10.2 cm x 30.5 cm x 1.9 cm (4"x 12"x ¾") / approx. 1.65 kg per tile (3.64 lbs) 10.2 cm x 46 cm x 1.9 cm (4"x 18"x ¾") / approx. 2.49 kg per tile (5.49 lbs) 10.2 cm x 61 cm x 1.9 cm (4"x 24"x ¾") / approx. 3.30 kg per tile (7.28 lbs)
5" bundle	12.7 cm x 30.5 cm x 1.9 cm (5"x 12"x ¾") / approx. 2.06 kg per tile (4.54 lbs) 12.7 cm x 46 cm x 1.9 cm (5"x 18"x ¾") / approx. 3.15 kg per tile (6.94 lbs) 12.7 cm x 61 cm x 1.9 cm (5"x 24"x ¾") / approx. 4.12 kg per tile (9.08 lbs)

* Please note all dimensions are nominal. Please note that dimensions can vary +/- 1/8".

AVERAGE COEFFICIENT OF FRICTION (DCOF ACUTEST)

Wet Dynamic Coefficient of Friction” (DCOF)—avg. 0.53*

*Application of an anti-slip sealer or treatment can help increase slip resistance.

Per ANSI A326.3, interior floors intended to be walked on when wet should have a DCOF of at least 0.42, while exterior floors intended to be walked on when wet should have a DCOF of at least 0.60

FREEZE/THAW RESISTANCE (ASTM C1026)

Strata Linea tiles are not freeze/thaw resistant.

WATER ABSORPTION (ASTM C373)

avg. 1.36%; vitreous

ACID RESISTANCE

Strata Linea tiles are not resistant to acids and only mild, pH neutral cleaners should be used.

LEED CREDITS

The product is an inherently non-emitting source of VOCs (stone, ceramic, metals, powder-coated metals, plated or anodized metal, glass, cement, clay brick, and unfinished or untreated solid wood) and has no integral organic-based surface coatings, binders, or sealants.

Strata Linea tiles are considered 'inherently non-emitting sources' under the Low-emitting Materials Credit of LEEDv4/v4.1. **This is a credit for our Strata tile that is eligible to be used toward LEED.**

'Inherently non-emitting' means that these tiles types have been shown to not contribute emissions to indoor environments and are therefore exempt from demonstrating compliance with CDPH v1.1-2010 or CDPH v1.2-2017.

Use of these tiles as Wall or Flooring materials should be entered in the LEED v4.1 low-emitting materials calculator and identified as 'inherently non-emitting' in the Products Tab (Column L).

Disclosures for MR Credit Material Ingredient Disclosures under LEEDv4/v4.1, are not available at this time. We are exploring our disclosure options and have not established a timeline for completion.

Disclosures for MR Credit Environmental Product Declarations under LEEDv4/4.1, are not available at this time. We are exploring our disclosure options and have not established a timeline for completion.

Contribution to MR Credit Material Sourcing under LEEDv4/v4.1, applies if there is recycled content, bio-based materials, wood or reused products included in the tile. **This is a credit for our Strata Linea tile that is eligible to be used toward LEED.**

* Strata Linea tiles can contribute to two LEEDv4/v4.1 points under the Low-emitting Materials Credit and under the MR Credit Material Sourcing.

RECYCLED CONTENT

Strata Linea tiles are 100% recycled natural stone

PERCENTAGE OF PRE-CONSUMER AND/OR POST-CONSUMER MATERIALS

Strata is made of 100% post-consumer recycled material. See material sourcing disclosure above.

FIRE RATING

Typically, natural stone tile does not need to have fire rating testing performed. It is our understanding from TCNA that the explanation that natural stone is inorganic, inert, and typically free of materials that could burn or produce smoke is generally enough to satisfy a specifier and that testing is not necessary.

Natural stone tile falls under the description, “because stone tile is non-flammable and does not produce smoke in a fire, it inherently meets the flame spread and smoke development requirements of Section 803 of the International Building Code (IBC) for interior wall and ceiling material.