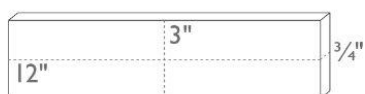


# STRATA LINEA

USAGE	Y / N
interior floor	Y*
interior wall	Y*
exterior floor	Y*
exterior wall	Y*
residential heavy traffic	Y
commercial heavy traffic	Y
radiant heating compatible	Y
fireplace surround	Y
shower	Y*
steam shower	Y*
fountain	N
freeze thaw	N
pool	N
heat resistant	Y
sink backsplash	Y*
stove backsplash	Y*
grout joint size	1/16"
UV resistant	Y



**Standard thickness for strata is 3/4".**

Please note all dimensions are nominal. Please note that dimensions can vary +/- 1/8 inch".

\*There are specific installation requirements for this usage. Please discuss with your installer.

# STRATA LINEA

---

**What's in our tile:** Strata Linea is a collection of recycled stone from the Eastern Mediterranean and is the brainchild of Rula Yaghmour, a female Jordanian architect who has taken a simple idea—repurposing stone left over from construction projects—called kutleh (the arabic word for block). While kutleh's projects center around bonding layers of stone into a mass block, clé collaborated with Yaghmour on creating Strata Linea, a tile line of different sized planks that feature the rich variety of leftover, highly sought after stone.

clé's Strata Linea collection is a new way of blending and layering stones that allow them to reveal the profound beauty of their individual colors and remarkable fossils that have emerged after forming deep within the earth for millions of years. These geologic processes over the long arc of time have created stone in shades from pale white and cream to red, brown, green, grey and gold.

Strata Linea planks are made of stone left over from the production of architectural cladding tiles. The off-cut and surplus material is recycled and reshaped, then gathered into lots rich with color. We've chosen ten types of stone for an array of complementary shades and unique natural patterns.

Strata Linea is composed of natural stone which will exhibit degrees of variation in color and shade, therefore there will be variation in color and shade across batches. This means that your sample may not be a perfect match with your actual order, and that your add-on order may not be a perfect match to either. **This is the beauty of artisanal tile!**

---

## INSPECTING YOUR SHIPMENT

- The Strata Linea collection will exhibit a polished surface and color variations due to the striations and diverse range of tones found in each stone.
- Due to the natural materials and production process of Strata Linea tiles, there will be degrees of variation in color, shade and size in your order. Many of the strata linea stones also display natural pores or pits. keep in mind that this is a post-consumer, recycled material that is meant to be imperfect. It is important to blend the tiles from all boxes once they arrive and place them in their installation area to ensure you have the layout you want before installing.
- Industry standard suggests adding at least 15% overage due to tile cuts, potential shipping breakage, or future repairs.
- Should your project require a more consistent look across all stones, without the imperfections standard to strata linea, please order 20-30% overage in order to cherry-pick the tile.
- Strata Linea is sold in bundles in three different plank widths: 3", 4", or 5", with each bundle including a set number of tiles in 12", 18", and 24" lengths. Each bundle features a mix of ten types of stone: travertine, ajloun, jerusalem, sahrawi, ma'an, karak, beirzeit, daba'a, carrara and crema.
- Dust and shipping residue are to be expected and should be cleaned prior to installing.

---

## INSTALLATION FYIs

- clé offers general information about our tiles and their unique qualities and usages. Proper installation will only be attained if you have selected a seasoned installer with years of experience with artisan tiles. Any installer without artisan tile experience will not know how to install clé tiles and will likely result in failed installations.
- As is standard in the tile industry, installation deems acceptance of materials. Do not install if there are visible issues. If you have any doubts or are unsure of what qualifies as a visible issue for the tile you are installing, please reach out to us PRIOR to installation. Our tiles are subject to variations in color, texture, size and finish. Misuse by contractor or end-user including but not limited to negligence, physical and/or chemical abuse is not covered by clé's warranty.
- Tile is merely the surface of your construction. Installation problems will arise from inexperienced artisan tile installers, substrate or construction engineering and/or installation issues. Please refer to your project architect, structural engineer and/or installer for best results. PLEASE CONFIRM YOUR INSTALLER'S LEVEL OF ARTISAN TILE EXPERIENCE. Your installation will only be as good as your installer.
- Please note that strata linea tiles may contain naturally occurring iron deposits that can cause rust spots if exposed to excessive moisture.
- Please note that some Strata Linea pieces may come with mesh backing for added reinforcement.
- Install the tiles as late as possible in the project to minimize the risk of damaging the tile.
- If you plan to install your tile prior to the installation of cabinets, fixtures, etc., refinishing will likely be necessary before your installation can be considered finished. Shipping imperfections is also alleviated by a refinishing as the final step of installation.
- Please work with your project architect, structural engineer and/or installer to make sure that this final step is being accounted for in your project timeline and budget to ensure that you are getting the desired final look on your installation.
- Do not use blue tape or other construction tape during product installation. We cannot guarantee that the tape will not erode or damage our products.
- Please refer to the current edition of the TCNA Handbook for best installation results and ANSI A137.1 American National Standard Specifications for Ceramic Tile to reference specifications.

---

## INSTALLATION AREAS

- Strata Linea tiles can be used on interior and exterior floors, including heavy commercial traffic areas.
- Strata Linea tiles can be used on fireplace surrounds.
- Strata Linea tiles are radiant heating compatible.
- Strata Linea tiles can be installed on backsplashes, bathrooms, showers and steam showers with application of a waterproofing, penetrating sealant.
- Strata Linea tiles can be used on shower and steam shower floors. To increase slip resistance in these installation areas, larger tiles can be scored to create grooves on the surface of the tile. Additionally, using a thicker grout line, an off-center placement and/or using smaller 2" x 2" tiles, can also provide protection because there are more grout lines.

- Strata Linea tiles can be used as a stove backsplash. Please consult with your installer to see if a range splash is required for your installation.
  - Strata Linea tiles can be used on interior and exterior walls. Please refer to the “Sealing, Maintenance, and Care” section below for exterior sealing recommendations.
  - Strata Linea tiles are not suitable for pool and fountain water lines.
  - Strata Linea tiles are not freeze/thaw rated.
- 

## GROUT

- clé recommends Mapei Flexcolor CQ grout for Strata Linea installations.
  - Grout color selection is always up to our client and/or their design professional. However, clé is often asked for our opinion on best grout selections for our tiles. And due to the large array of grout colors that are now available, clé would like to offer this general guideline on a grout color selection for any of your clé tiles.
    - First, have your contractor complete your tile installation, except for the grout portion.
    - Next, ask your contractor to bring ALL grout color charts from his preferred grout manufacturer for your review.
    - Lastly, choose a time of day when you are most pleased with the lighting in your space (either natural lighting, installed lighting or a blend of both). During that lighting and time of day, select the grout color that best matches your tile selection.
    - If you are working with highly color-variegated tiles or a combination of tiles, we recommend that you follow the above recommendations—but match your grout to the color in your installation that you would like to accentuate.
    - If your contractor is having any issues or questions regarding this grout, please reach out to Mapei tech support directly at 1-800-992-6273 as they are the best and fastest line of contact.
  - If your contractor is having any issues or questions regarding this grout, please reach out to Mapei tech support directly at 1-800-992-6273 as they are the best and fastest line of contact.
- 

## SEALING, MAINTENANCE AND CARE

- Please follow Laticrete’s [Sealing, Maintenance, and Care Guide](#) for more guidance on cleaning, maintaining, and caring for your tile installation.
- **If you have any questions regarding Laticrete products or how to use them, please contact Laticrete directly by phone: 1-800-243-4788 X 1235.**

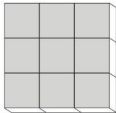
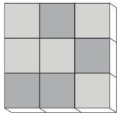

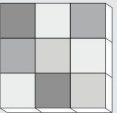


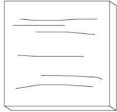
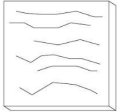
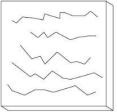

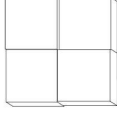
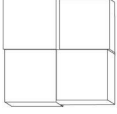
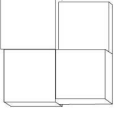
# ADDITIONAL SPECIFICATIONS

## COLOR, TEXTURE AND SIZE VARIATION

Due to the handmade craftsmanship of many of our tiles and the variety of materials used, there are degrees of variation in our tiles color, shade and texture. These differences are more pronounced in certain types of tiles than others, especially in tiles from separate production lots, or “batches”. This means that your sample may not be a perfect match with your actual order, and that your add-on order may not be a perfect match to either.

The following is a guide for the different degrees of variation that we have assigned our tiles:

Strata linea are rated ‘level 4 heavy’ for color variation, ‘level 1 smooth’ for texture variation, and ‘level 1 slight’ for size variation.

CATEGORY	LEVEL 1	LEVEL 2	LEVEL 3	LEVEL 4	LEVEL 5
COLOR VARIATION	 low	 slight	 medium	 heavy	 extreme
TEXTURE VARIATION	 smooth	 slight	 medium	 heavy	n/a
SIZE VARIATION	 slight	 medium	 heavy	 extreme	n/a

## IMPERFECTIONS

Strata Linea tiles are rated ‘level 1 will occur’ for pits/chips.

	LEVEL 1	LEVEL 2	LEVEL 3
PITS/CHIPS	 will occur	 prevalent	 heavy

---

## FLOOR RATING

Strata Linea is rated IV (can be used for light residential to heavy commercial foot traffic)

### **I** light residential

for residential areas with light foot traffic. examples can include bathroom, bedroom, formal dining and living rooms. please note the following:

- not suitable for shoes with hard sole profiles (cleats, stilettos, etc.)
- the floor must be kept clean from abrasive debris (gravel, mud, salt, etc.)
- immediately clean all stains (food, personal and household care products, oils, paints, chemicals etc.)

### **II** heavy residential

for residential areas with continuous foot traffic. examples can include entry, hallway, kitchen, foyer, laundry and mud rooms. please note the following:

- the floor must be kept clean from abrasive debris (sand, gravel, mud, salt, etc.)
- immediately clean all stains (food, personal and household care products, oils, paints, chemicals etc.)

### **III** light commercial

for commercial areas with light foot traffic. examples can include commercial offices, doctor's offices and boutiques. please note the following:

- the floor must be kept clean from abrasive debris (sand, gravel, mud, salt, etc.)
- immediately clean all stains (food, personal and household care products, oils, paints, chemicals etc.)

### **IV** heavy commercial

for commercial areas with continuous foot traffic. examples can include hotel lobbies, retail, corridors in an office building, shopping mall or restaurant. please note the following:

- the floor must be kept clean from abrasive debris (sand, gravel, mud, salt, etc.)
- immediately clean all stains (food, personal and household care products, oils, paints, chemicals etc.)

### **V** industrial

standard industrial floor use with no extreme, heavy breakage or spillage. examples can include restaurant kitchen, bar work area, winery production, exterior hotel entry, airport, car showroom, driveway. please note the following:

- the floor must be kept clean from abrasive debris (sand, gravel, mud, salt, etc.)
- immediately clean all stains (food, personal and household care products, oils, paints, chemicals etc.)

---

## PRODUCT DESCRIPTION

Strata Linea tiles are recycled and repurposed natural stone from the surplus produced from cladding tiles used in everyday construction projects.

---

## PRODUCT COMPONENTS

Recycled natural stone—each strata linea bundle is a mix and features ten types of stone: travertine, ajloun, jerusalem, sahrawi, ma'an, karak, beirzeit, daba'a, carrara and crema.

---

## DIMENSIONS

Strata Linea is sold as bundles in three different plank widths: 3", 4", or 5", with each bundle including a set number of tiles in 12", 18", and 24" lengths. Each bundle features a mix of ten types of stone: travertine, ajloun, jerusalem, sahrawi, ma'an, karak, beirzeit, daba'a, carrara and crema.

3" bundle	7.6 cm x 30.5 cm x 1.9 cm (3"x 12"x ¾") / approx. 1.25 kg per tile (2.76 lbs) 7.6 cm x 46 cm x 1.9 cm (3"x 18"x ¾") / approx. 1.88 kg per tile (4.14 lbs) 7.6 cm x 61 cm x 1.9 cm (3"x 24"x ¾") / approx. 2.50 kg per tile (5.51 lbs)
4" bundle	10.2 cm x 30.5 cm x 1.9 cm (4"x 12"x ¾") / approx. 1.65 kg per tile (3.64 lbs) 10.2 cm x 46 cm x 1.9 cm (4"x 18"x ¾") / approx. 2.49 kg per tile (5.49 lbs) 10.2 cm x 61 cm x 1.9 cm (4"x 24"x ¾") / approx. 3.30 kg per tile (7.28 lbs)
5" bundle	12.7 cm x 30.5 cm x 1.9 cm (5"x 12"x ¾") / approx. 2.06 kg per tile (4.54 lbs) 12.7 cm x 46 cm x 1.9 cm (5"x 18"x ¾") / approx. 3.15 kg per tile (6.94 lbs) 12.7 cm x 61 cm x 1.9 cm (5"x 24"x ¾") / approx. 4.12 kg per tile (9.08 lbs)

\* Please note all dimensions are nominal. Please note that dimensions can vary +/- 1/8".

---

## AVERAGE COEFFICIENT OF FRICTION (DCOF ACUTEST)

Wet Dynamic Coefficient of Friction" (DCOF)—avg. 0.53\*

Please note that the application of a sealant can help slip resistance.

---

## FREEZE/THAW RESISTANCE (ASTM C1026)

Strata Linea tiles are not freeze/thaw resistant.

---

## WATER ABSORPTION (ASTM C373)

avg. 1.36%; vitreous

---

## ACID RESISTANCE

Strata Linea tiles are not resistant to acids and only mild, pH neutral cleaners should be used.

---

## LEED CREDITS

The product is an inherently non-emitting source of VOCs (stone, ceramic, metals, powder-coated metals, plated or anodized metal, glass, cement, clay brick, and unfinished or untreated solid wood) and has no integral organic-based surface coatings, binders, or sealants.

Strata Linea tiles are considered 'inherently non-emitting sources' under the Low-emitting Materials Credit of LEEDv4/v4.1. **This is a credit for our Strata tile that is eligible to be used toward LEED.**

'Inherently non-emitting' means that these tiles types have been shown to not contribute emissions to indoor environments and are therefore exempt from demonstrating compliance with CDPH v1.1-2010 or CDPH v1.2-2017.

Use of these tiles as Wall or Flooring materials should be entered in the LEED v4.1 low-emitting materials calculator and identified as 'inherently non-emitting' in the Products Tab (Column L).

Disclosures for MR Credit Material Ingredient Disclosures under LEEDv4/v4.1, are not available at this time. We are exploring our disclosure options and have not established a timeline for completion.

Disclosures for MR Credit Environmental Product Declarations under LEEDv4/4.1, are not available at this time. We are exploring our disclosure options and have not established a timeline for completion.

Contribution to MR Credit Material Sourcing under LEEDv4/v4.1, applies if there is recycled content, bio-based materials, wood or reused products included in the tile. **This is a credit for our Strata Linea tile that is eligible to be used toward LEED.**

\* Strata Linea tiles can contribute to two LEEDv4/v4.1 points under the Low-emitting Materials Credit and under the MR Credit Material Sourcing.

---

## RECYCLED CONTENT

Strata Linea tiles are 100% recycled natural stone.

---

## **PERCENTAGE OF PRE-CONSUMER AND/OR POST-CONSUMER MATERIALS**

Strata is made of 100% post-consumer recycled material. See material sourcing disclosure above.

---

## **FIRE RATING**

Typically, natural stone tile does not need to have fire rating testing performed. It is our understanding from TCNA that the explanation that natural stone is inorganic, inert, and typically free of materials that could burn or produce smoke is generally enough to satisfy a specifier and that testing is not necessary.

Natural stone tile falls under the description, “because stone tile is non-flammable and does not produce smoke in a fire, it inherently meets the flame spread and smoke development requirements of Section 803 of the International Building Code (IBC) for interior wall and ceiling material.