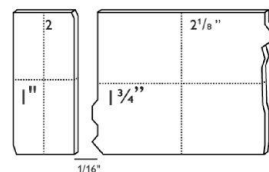
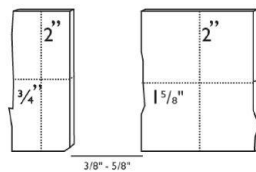
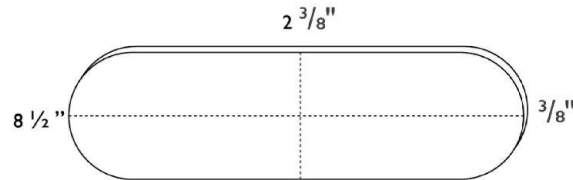
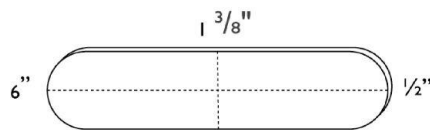
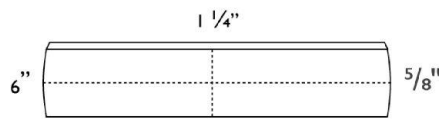
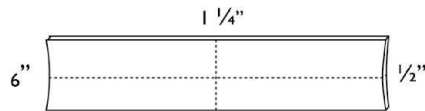
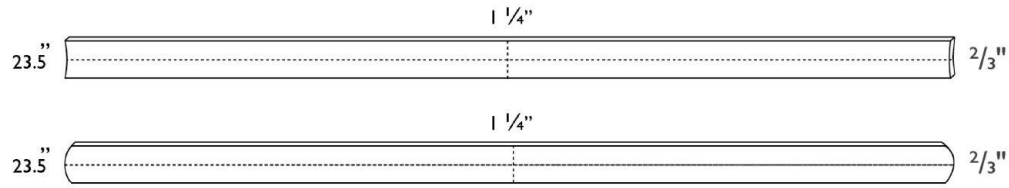


clé LAPIDARY

USAGE	Y / N
interior floor	Y*
interior wall	Y*
exterior floor	Y*
exterior wall	Y*
residential heavy traffic	Y
commercial light traffic	Y
radiant heating compatible	Y
fireplace surround	Y
shower	Y*
steam shower	Y*
fountain	N
freeze thaw	N
pool	N
heat resistant	Y*
sink backsplash	Y*
stove backsplash	Y*
grout joint size	1/8"
UV resistant	Y



Thickness for clé Lapidary ranges from 3/8" to 2/3"

Please note all dimensions are nominal. Please note that dimensions can vary +/- 1/8 inch.

*There are specific installation requirements for this usage. Please discuss with your installer.

clé LAPIDARY

What's in our tile: glamorous and sophisticated, clé's Lapidary collection features sculpted shapes, smooth-cut ovals, and roughly-cut mosaics in ten classic stones including calacatta, limestone, and travertine. these architectural tiles add a note of opulence to any interior to create a classic mood or a more modern sophisticated one, all with a nod to seventies Milan.

clé Lapidary features a variety of natural stones which will exhibit degrees of variation in color and shade. Our tiles are cut from large blocks of stone, therefore there will be variations in color and shade across production lots or batches depending on the area of the quarry a particular lot was pulled from. This means that your sample may not be a perfect match with your actual order, and that your add-on order may not be a perfect match to either. **This is the beauty of artisanal tile!**

INSPECTING YOUR SHIPMENT

- clé Lapidary tiles are comprised of natural stone which will exhibit a smooth honed surface.
 - Due to the natural materials and production process of clé Lapidary tiles, there will be degrees of variation in color, shade, and size in your order, therefore it is important to blend the tiles from all boxes once they arrive and place them in their installation area to ensure you have the layout you want before installing.
 - Industry standard suggests adding at least 15% overage due to tile cuts, potential shipping breakage, or future repairs.
 - Dust and shipping residue are to be expected and should be cleaned prior to installing.
-

INSTALLATION FYIs

- clé offers general information about our tiles and their unique qualities and usages. Proper installation will only be attained if you have selected a seasoned installer with years of experience with artisan tiles. Any installer without artisan tile experience will not know how to install clé tiles and will likely result in failed installations.
- As is standard in the tile industry, installation deems acceptance of materials. Do not install if there are visible issues. If you have any doubts or are unsure of what qualifies as a visible issue for the tile you are installing, please reach out to us PRIOR to installation. Our tiles are subject to variations in color, texture, size and finish. Misuse by contractor or end-user including but not limited to negligence, physical and/or chemical abuse is not covered by clé's warranty.
- Tile is merely the surface of your construction. Installation problems will arise from inexperienced artisan tile installers, substrate or construction engineering and/or installation issues. Please refer to your project architect, structural engineer and/or installer for best results. ***PLEASE CONFIRM YOUR INSTALLER'S LEVEL OF ARTISAN TILE EXPERIENCE.** Your installation will only be as good as your installer.
- Please note that all carrara contains naturally occurring iron deposits that can cause rust spots if exposed to excessive moisture.

- Do not use blue tape or other construction tape during product installation. We cannot guarantee that the tape will not erode or damage our products.
 - Install the tiles as late as possible in the project to minimize the risk of damaging the tile.
 - However, if you plan to install your tile prior to the installation of cabinets, fixtures, etc., refinishing will likely be necessary before your installation can be considered finished. Shipping imperfections are also alleviated by a refinishing as the final step of installation.
 - Please work with your project architect, structural engineer, and/or installer to make sure that this final step is being accounted for in your project timeline and budget and to ensure that you are getting the desired final look on your installation.
 - Please refer to the current edition of the TCNA Handbook for best installation results and ANSI A137.1 American National Standard Specifications for Ceramic Tile to reference specifications.
-

INSTALLATION AREAS

- clé Lapidary tiles can be used on interior and exterior floors, including light commercial traffic areas.
 - clé Lapidary tiles can be used on fireplace surrounds and are radiant heating compatible.
 - clé Lapidary tiles can be installed on backsplashes, bathrooms, showers and steam showers with application of a waterproofing, penetrating sealant.
 - clé Lapidary tiles can be used on shower and steam shower floors. To increase slip resistance in these installation areas, larger tiles can be scored to create grooves on the surface of the tile. Additionally, using a thicker grout line, an off-center placement and/or using smaller 2" x 2" tiles, can also provide protection because there are more grout lines.
 - clé Lapidary tiles can be used as a stove backsplash with additional placement issues taken into consideration.
 - clé Lapidary tiles can be used on interior and exterior walls with additional steps taken into consideration for freeze/thaw locations.
 - clé Lapidary tiles are not suitable for pool and fountain water lines.
 - clé Lapidary tiles are not freeze/thaw resistant.
 - Etui Petit, Cabochon Short, Etui Grand, and Cabochon Grand are strictly wall tiles.
-

GROUT

- clé recommends Mapei Flexcolor CQ grout for clé Lapidary tile installations.
- clé recommends a 1/8" grout joint on all sizes, except for those sizes that come mounted on mesh sheets.
- Etui petit and cabochon short mosaic sheets come mounted on mesh sheets and have a fixed 1/16" grout joint. Rough cut mosaic sheet (standard joint) comes mounted on mesh sheets and will have a fixed 1/16" grout joint. Rough cut mosaic sheet (large joint) comes mounted on mesh sheets and will have grout joints ranging from 3/8" to 1/2". Oval petit mosaic sheets come mounted on mesh sheets and will have a fixed 1/16" grout joint.
- Grout color selection is always up to our client and/or their design professional. However, clé is often asked for our opinion on the best grout selections for our tiles. And due to the large array of grout colors that are now available, clé would like to offer this general guideline on a grout color selection for any of your clé tiles.
 - First, have your contractor complete your tile installation, except for the grout portion.

- Next, ask your contractor to bring ALL grout color charts from his preferred grout manufacturer for your review.
 - Lastly, choose a time of day when you are most pleased with the lighting in your space (either natural lighting, installed lighting, or a blend of both). During that lighting and time of day, select the grout color that best matches your tile selection.
 - If you are working with highly color-variegated tiles or a combination of tiles, we recommend that you follow the above recommendations—but match your grout to the color in your installation that you would like to accentuate.
 - clé recommends white grout for all white marble mosaics
- If your contractor is having any issues or questions regarding this grout, please reach out to Mapei tech support directly at 1-800-992-6273 as they are the best and fastest line of contact.

MAINTENANCE & CARE

- Please follow Laticrete's [Sealing, Maintenance, and Care](#) guide for more guidance on cleaning, maintaining, and caring for your tile installation.
- **If you have any questions regarding Laticrete products or how to use them, please contact Laticrete directly by phone: 1-800-243-4788 X 1235.**

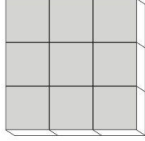
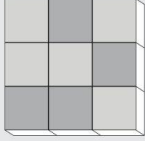
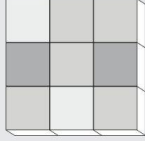
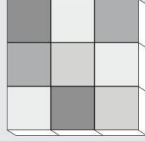


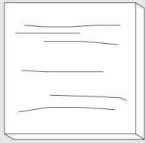
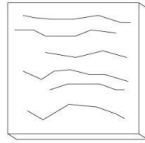
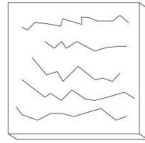
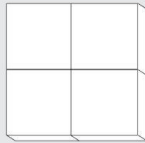
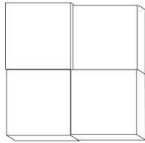
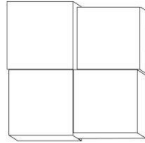
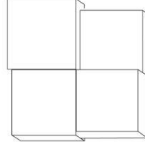
ADDITIONAL SPECIFICATIONS

COLOR, TEXTURE AND SIZE VARIATION

clé Lapidary collection is comprised of natural stone which will exhibit degrees of variation in color and shade. Our tiles are cut from large blocks of stone, therefore there will be variations in color and shade across production lots or batches depending on the area of the quarry a particular lot was pulled from. This means that your sample may not be a perfect match with your actual order, and that your add-on order may not be a perfect match to either.

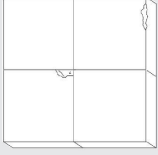
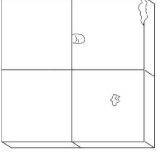
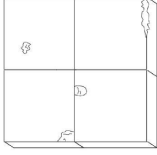
The following is a guide for the different degrees of variation that we have assigned our tiles:

Color variation ranges from 'level 2 slight to 'level 4 heavy. Texture variation ranges from level 1 smooth' to 'level 2 slight'. Size variation is rated 'level 1 slight'.

CATEGORY	LEVEL 1	LEVEL 2	LEVEL 3	LEVEL 4	LEVEL 5
COLOR VARIATION	 <p>low</p>	 <p>slight (thassos, white limestone, verde marble)</p>	 <p>medium (carrara, beige travertine, red travertine, calacatta gold, jade green, rojo alicante)</p>	 <p>heavy (calacatta viola)</p>	 <p>extreme</p>
TEXTURE VARIATION	 <p>smooth (carrara, verde marble, calacatta viola, calacatta gold, thassos, jade green, white limestone, rojo alicante)</p>	 <p>slight (beige travertine, red travertine)</p>	 <p>medium</p>	 <p>heavy</p>	n/a
SIZE VARIATION	 <p>slight (all)</p>	 <p>medium</p>	 <p>heavy</p>	 <p>extreme</p>	n/a

IMPERFECTIONS

Lapidary tiles are rated 'level I light' for pits/chips.

	LEVEL 1	LEVEL 2	LEVEL 3
PITS/CHIPS	 will occur	 prevalent	 heavy

FLOOR RATING

clé Lapidary tiles are rated III (can be used for light residential to light commercial foot traffic)

I light residential

for residential areas with light foot traffic. examples can include bathroom, bedroom, formal dining and living rooms. please note the following:

- not suitable for shoes with hard sole profiles (cleats, stilettos, etc.)
- the floor must be kept clean from abrasive debris (gravel, mud, salt, etc.)
- immediately clean all stains (food, personal and household care products, oils, paints, chemicals etc.)

II heavy residential

for residential areas with continuous foot traffic. examples can include entry, hallway, kitchen, foyer, laundry and mud rooms. please note the following:

- the floor must be kept clean from abrasive debris (sand, gravel, mud, salt, etc.)
- immediately clean all stains (food, personal and household care products, oils, paints, chemicals etc.)

III light commercial

for commercial areas with light foot traffic. examples can include commercial offices, doctor's offices and boutiques. please note the following:

- the floor must be kept clean from abrasive debris (sand, gravel, mud, salt, etc.)
- immediately clean all stains (food, personal and household care products, oils, paints, chemicals etc.)

IV heavy commercial

for commercial areas with continuous foot traffic. examples can include hotel lobby, retail, corridors in an office building, shopping mall and restaurant. please note the following:

- the floor must be kept clean from abrasive debris (sand, gravel, mud, salt, etc.)
- immediately clean all stains (food, personal and household care products, oils, paints, chemicals etc.)

V

- industrial
standard industrial floor use with no extreme, heavy breakage or spillage. examples can include restaurant kitchen, bar work area, winery production, exterior hotel entry, airport, car showroom, driveway. please note the following:
 - the floor must be kept clean from abrasive debris (sand, gravel, mud, salt, etc.)
 - immediately clean all stains (food, personal and household care products, oils, paints, chemicals etc.)

PRODUCT DESCRIPTION

Honed stones.

PRODUCT COMPONENTS

Natural stone.

DIMENSIONS

Etui Petit Mosaic Sheet	3 cm x 15.2 cm x 1.27 cm per tile — 30.5 cm x 31.5 cm sheet (1 1/4" x 6 x 1/2" per tile — 12" x 12 3/8" x 1/2" sheet) / 20 tiles per sheet / .12 kg per tile (.28 lb)
Cabochon Short Mosaic Sheet	3 cm x 15.2 cm x 1.59 cm per tile — 30.5 cm x 31.5 cm sheet (1 1/4" x 6 x 5/8" per tile — 12" x 12 3/8" x 5/8" sheet) / 20 tiles per sheet / .18 kg per tile (.39 lb)
Oval Petit Mosaic Sheet	3.5 cm x 15.2 cm x 0.95 cm per tile – x 28.5 cm x 31.5 cm per sheet (1 3/8" x 6" x 3/8" per tile –) / 11 1/4" x 12 3/8" x 3/8" sheet) / 16 tiles per sheet / .13 kg per tile (.28 lb)
Rough Cut Mosaic Sheet (Large Joint)	individual tiles range from 2 cm x 5 cm x 0.95 cm, 3 cm x 5 cm x 0.95 cm, 4 cm x 5 cm x 0.95 cm – 28.5 cm x 30.5 cm x 0.95 cm per sheet (3/4" x 2" x 3/8", 1 1/8" x 2" x 3/8", 1 5/8" x 2" x 3/8" per tile) / (12" x 12 3/8" x 3/8" sheet) / 35 pieces per sheet / .04 kg per tile (.08 lb) / 3/8"-5/8" grout joint
Rough Cut Mosaic Sheet (Standard Joint)	individual tiles range from 2.5 cm x 5.5 cm x 0.95 cm, 3.5 cm x 5.5 cm x 0.95 cm, 4.5 cm x 5.5 cm x 0.95cm – 28.5 cm x 31.5 cm x 0.95 cm (1" x 2 1/8" x 3/8", 1 3/8" x 2 1/8" x 3/8", 1 3/4" x 2 1/8" x 3/8" per tile) / (11 1/4" x 12 3/8" x 3/8" sheet) / 40 pieces per sheet / 0.4 kg per tile (0.08 lbs) / 1/16" grout joint
Oval Long	6 cm x 21.6 cm x .95cm (2 3/8" x 8 1/2" x 3/8") / .3 kg per tile (0.7lbs)
Etui Grand	3 cm x 59.7 cm x 1.69 cm (1 1/2" x 23 1/2" x 2/3") / 0.65 kg per tile (1.4 lbs)
Cabochon Grand	3 cm x 59.7 cm x 1.69 cm (1 1/2" x 23 1/2" x 2/3") / 0.66 kg per tile (1.5 lbs)

* Please note all dimensions are nominal. Please note that dimensions can vary +/- 1/8".

AVERAGE COEFFICIENT OF FRICTION (DCOF ACUTEST)

Oval Petit Mosaic Sheet	avg. 0.46
Oval Long	avg. 0.53
Rough Cut Mosaic Sheet (large joint)	avg. 0.56
Rough Cut Mosaic Sheet (standard joint)	avg. 0.55

Please note, Etui Petit, Cabochon Short, Etui Grand, and Cabochon Grand are strictly wall tiles.

FREEZE/THAW RESISTANCE (ASTM C1026)

clé Lapidary tiles are not freeze/thaw resistant.

WATER ABSORPTION (ASTM C97)

Carrara	avg. 6.5%
Calacatta Gold	avg. 0.2%
Calacatta Viola	avg. 0.1%
Thassos	avg. 6.5%
Verde Marble	avg. 0.14%

Beige Travertine	avg. 1.72%
Red Travertine	avg. 2.39%
White Limestone	avg. 3.32%
Jade Green	avg. 0.31%
Rojo Alicante	avg. 0.29%

ACID RESISTANCE

clé Lapidary tiles are not resistant to acids and only mild, pH neutral cleaners should be used.

LEED CREDITS

The product is an inherently non-emitting source of VOCs (stone, ceramic, metals, powder-coated metals, plated or anodized metal, glass, cement, clay brick, and unfinished or untreated solid wood) and has no integral organic-based surface coatings, binders, or sealants.

Carrara tiles are considered ‘inherently non-emitting sources’ under the Low-emitting Materials Credit of LEEDv4/v4.1.

This is the only credit for our carrara tile that is eligible to be used toward LEED.

‘Inherently non-emitting’ means that these tile types have been shown to not contribute emissions to indoor environments and are therefore exempt from demonstrating compliance with CDPH v1.1-2010 or CDPH v1.2-2017.

Use of these tiles as Wall or Flooring materials should be entered in the LEED v4.1 low-emitting materials calculator and identified as ‘inherently non-emitting’ in the Products Tab (Column L).

Disclosures for MR Credit Material Ingredient Disclosures under LEEDv4/v4.1, are not available at this time. We are exploring our disclosure options and have not established a timeline for completion.

Disclosures for MR Credit Environmental Product Declarations under LEEDv4/4.1, are not available at this time. We are exploring our disclosure options and have not established a timeline for completion.

Contribution to MR Credit Material Sourcing under LEEDv4/v4.1, does not apply as there is no recycled content, no bio-based materials, no wood, no reused products included in our tile at this time. Extended producer responsibility programs are highly difficult to manage given the nature of end-of-use tile removal methods. *Tile can last hundreds of years but fashions often change, which is the dominant reason for its removal. We work hard to ensure our stone tiles can withstand the test of time while remaining timeless.*

RECYCLED CONTENT

There is no recycled content in our clé Lapidary tiles at this time. See material sourcing disclosure above.

PERCENTAGE OF PRE-CONSUMER AND/OR POST-CONSUMER MATERIALS

There is no pre-consumer or post-consumer material content in our tiles at this time. See material sourcing disclosure above.

FIRE RATING

Typically, natural stone tile does not need to have fire rating testing performed. It is our understanding from TCNA that the explanation that natural stone is inorganic, inert, and typically free of materials that could burn or produce smoke is generally enough to satisfy a specifier and that testing is not necessary.

Natural stone tile falls under the description, “because stone tile is non-flammable and does not produce smoke in a fire, it inherently meets the flame spread and smoke development requirements of Section 803 of the International Building Code (IBC) for interior wall and ceiling materials.”