



**6. Take care  
colouring your  
cats, allow to dry  
between colours**

**Washing Your Fuzzikins.**

To remove the ink from your Fuzzikins, very carefully wash in warm soapy water using a soft brush to gently remove the colour. Do not rub or put in a washing machine as this will remove the flocking. Allow your Fuzzikins to dry naturally before re-colouring. Repeated washing may damage the flocking.



**For Ages 4 years+**

Not suitable for children under 36 months due to small parts that may represent a choking hazard.



The felt-tip pens in this set are washable, but they may stain certain surfaces, carpets, or fabrics.



Read the instructions before use, follow them and keep them for reference.

**Please Note:**

Contents may vary from those featured on this Box.

The Fuzzikins trademark is registered in the UK to Interplay UK Ltd

Designed and manufactured by:

**Interplay UK Ltd.**

Unit D, Meter House, Fieldhouse Lane, Marlow, Bucks. SL7 1LW.

Please retain our address for future reference.

Copyright ©2017 Interplay UK Ltd.

[www.interplayuk.com](http://www.interplayuk.com)



Made in China.

**Product Code** FF005 v.1.0



# Camper Van

**Carry Case**

**Instructions**



**1. Apply the  
window stickers**

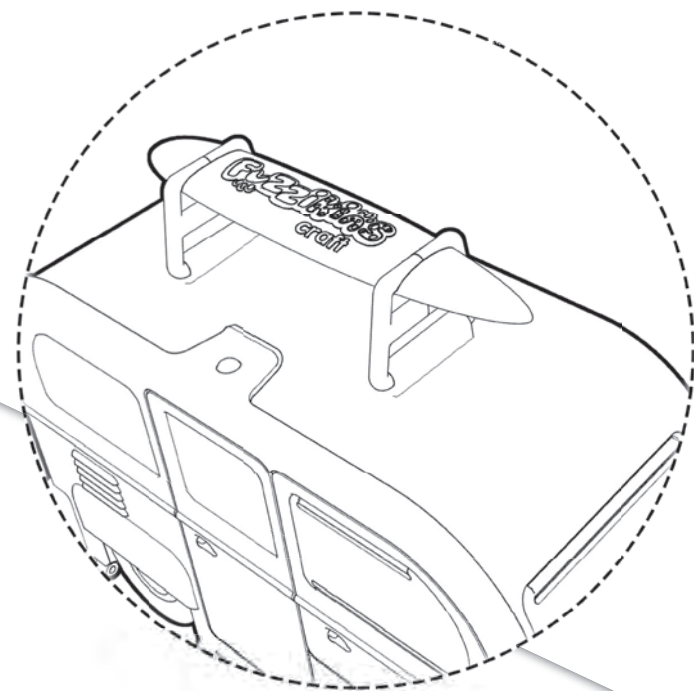


**2. Apply the back  
window sticker**

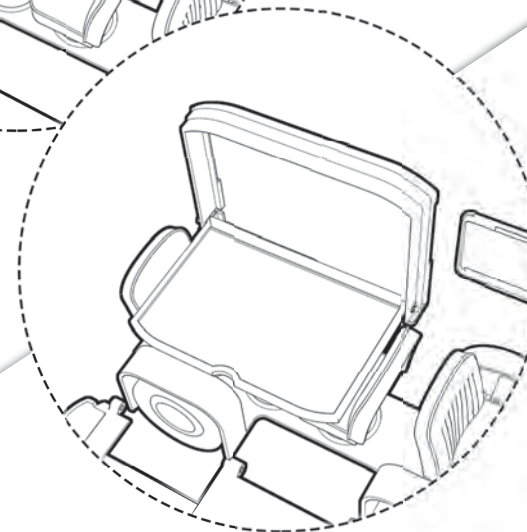
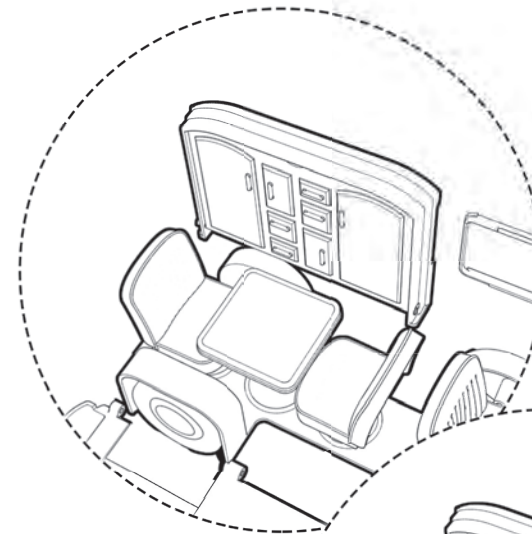




### 3. Unclip the surf board for the fuzzikins to ride



### 4. Un-fold the Fuzzikins bed



### 5. Lay the blanket over the sleeping fuzzikins

