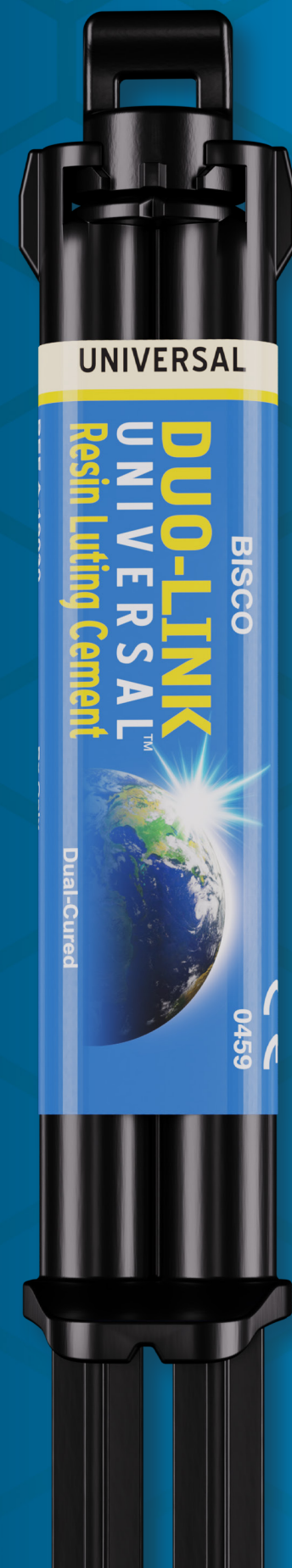
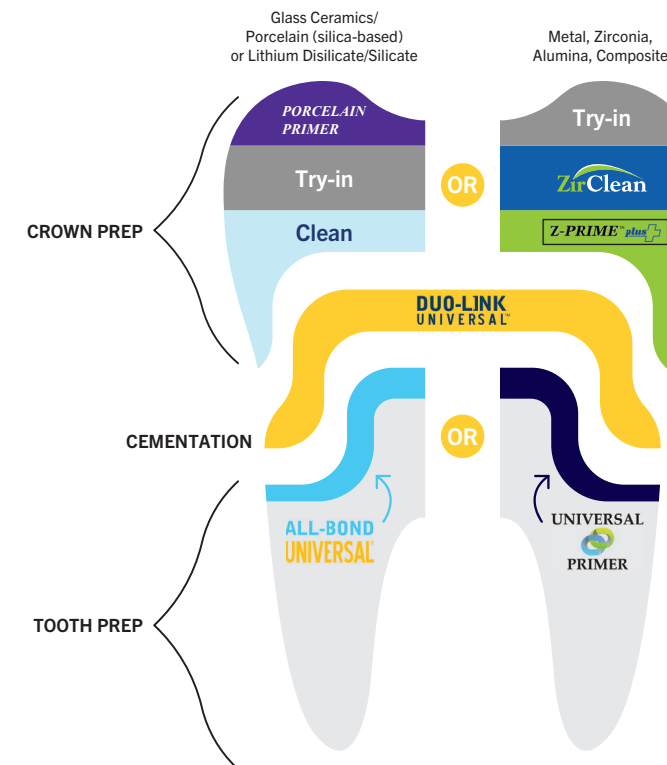
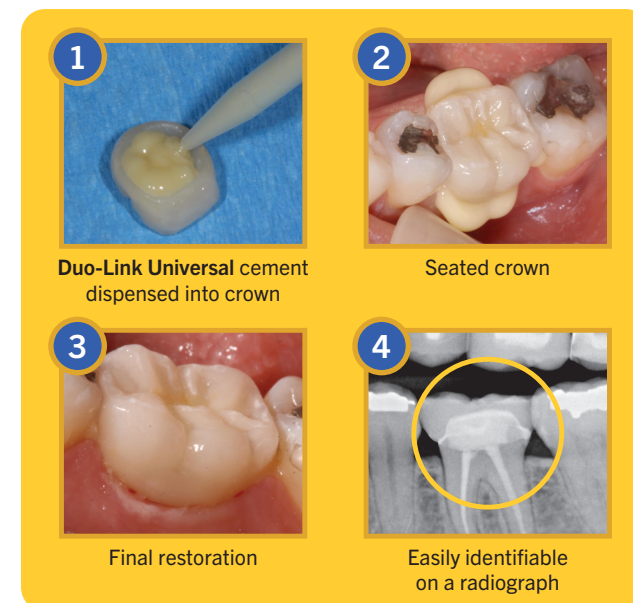


UNIVERSALLY
STRONG.
UNIVERSALLY
SIMPLE.



CASE STUDY

Courtesy of Adamo Notarantonio, DDS, AAACD, FICOI



ORDERING INFORMATION

DUO-LINK UNIVERSAL SYSTEM KIT A-19620K

1 Dual-Syringe DUO-LINK UNIVERSAL Shade: UNIVERSAL (8g), 1 Bottle ALL-BOND UNIVERSAL (6ml),
1 Bottle Z-PRIME PLUS (2ml), 1 Bottle Porcelain Primer (3ml), Accessories, Instructions

DUO-LINK UNIVERSAL WITH UNIVERSAL PRIMER A-19710K

1 Dual-Syringe DUO-LINK UNIVERSAL Shade: UNIVERSAL (8g), 1 Bottle UNIVERSAL PRIMER PART A (6ml),
1 Bottle UNIVERSAL PRIMER PART B (6ml), 1 Bottle Z-PRIME PLUS (2ml), 1 Bottle PORCELAIN PRIMER (3ml),
Accessories, Instructions

1 DUAL-SYRINGE PACKAGE

1 Dual-syringe (8g), 15 Mixing Tips and Intraoral Tips, Instructions

UNIVERSAL A-19030P

MILKY WHITE A-197MWP

ALL-BOND UNIVERSAL (6ml Bottle) B-7202P

UNIVERSAL PRIMER PART A & B SET (6ml ea.) B-4110P

Z-PRIME PLUS (2ml Bottle) B-6002P

ZIRCLEAR® (5g Syringe) B-7351P

Exclusively distributed by Curion

curion.ca | EN: 1.800.667.8811 | FR: 1.800.211.1200

 **CURION**
formerly Bisco Canada
Rx Only MC-3262DU

DUO-LINK UNIVERSAL™



 **BISCO**

DUO-LINK UNIVERSAL™

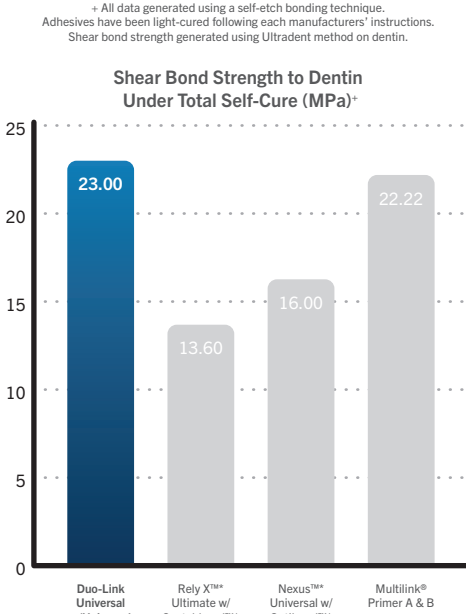
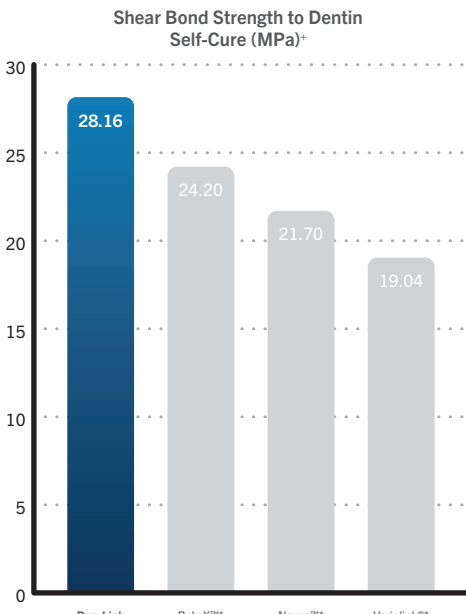
the perfect fit for your office



BISCO's DUO-LINK UNIVERSAL

The adhesive resin cement is specially formulated for cementation of ALL[†] indirect restorations. It is available in two esthetic shades, Universal and Milky White. Duo-Link Universal is intended for use with adhesives designed for compatibility with all dental materials, including all BISCO adhesives.

- Universal for all cementation procedures[†]**
Indicated for all crowns, bridges (fixed prosthesis), inlays, onlays, and posts/dowels, fabricated from metal, composite, porcelain, glass ceramics, zirconia, and alumina.
- Extremely easy clean-up**
Formulated to allow for quick and easy removal of excess cement
- Highly radiopaque**
Easily identified on radiographs for quick and effective diagnosis
- High degree of conversion**
High degree of conversion in both light- and self-cured modes ensures a strong, long lasting restoration
- Easy to use**
Auto-mix, dual-syringe provides a consistent mix for immediate delivery
- CAD/CAM restorations**
Ideal for all chairside and lab-fabricated restorations
- Two shades**
Universal shade is a translucent A2 and the Milky White shade is more opaque and can be used to mask darker tooth preps



* All data generated using a self-etch bonding technique. Adhesives have been light-cured following each manufacturer's instructions. Shear bond strength generated using Ultradent method on dentin.

WHICH KIT IS RIGHT FOR YOU?

The Duo-Link Universal kit is an adhesive cementation system. The combination of award-winning, innovative products provides high retention and durability of indirect substrates in a simple, universal, and easy-to-use kit.

VS	
DUO-LINK UNIVERSAL KIT WITH ALL-BOND UNIVERSAL®	DUO-LINK UNIVERSAL KIT WITH UNIVERSAL PRIMER™
✓	✓
✓	✓
✓	✓
✓	✗
✗	✓
DUO-LINK UNIVERSAL This adhesive resin cement specially formulated for cementation of ALL [†] indirect restorations	
PORCELAIN PRIMER Silane coupling agent for all glass ceramics surfaces	
Z-PRIME™ PLUS Single component and MDP containing primer for zirconia and metal surfaces	
ALL-BOND UNIVERSAL Light cure, MDP containing, truly universal, single bottle adhesive	
UNIVERSAL PRIMER Dual cure, MDP containing, adhesive	

HOW TO USE YOUR KIT:

1

RESTORATION TREATMENT**

Glass Ceramics/porcelain (silica-based) or Lithium Disilicate/Silicate

Metal, Zirconia, Alumina, Composite

Apply Porcelain Primer to restoration

After try-in, decontaminate the internal surface

OR

After try-in, decontaminate the internal surface

Apply Z-Prime Plus to restoration

2

ETCHING

SELF ETCHING: Wash thoroughly with water spray. Remove excess water (do not desiccate)

OR

TOTAL ETCHING: Prepare cavity. Wash thoroughly with water spray, apply phosphoric acid etchant and rinse thoroughly. Preparation should be visibly moist

OR

SELECTIVE ETCHING: If prep includes enamel. Prepare cavity. Wash thoroughly with water spray. Apply phosphoric acid etchant only to enamel, and rinse thoroughly. Preparation should be visibly moist

3

ADHESIVE APPLICATION

ALL-BOND UNIVERSAL®

A. Apply All-Bond Universal

B. Air-dry

C. Light cure for 10 seconds

OR

UNIVERSAL PRIMER™

A. Dispense an equal number of drops of Universal Primer Parts A & B (1:1 ratio) into a clean mixing well. Using a brush, mix for 5 seconds

B. Apply Universal Primer

C. Air-dry

4

CEMENTATION

A. Apply Duo-Link Universal to restoration

B. Seat the restoration

C. Tack cure the margins for 2-3 seconds and remove excess cement prior to final curing

† It is recommended to use BISCO's CHOICE™ 2 for veneer cementation.
* Trademarks are property of their respective owners.

** Refer to complete instructions for use for detailed technique and instructions.