

LM Dental™

LM

feel the
difference

PRODUCT CATALOG



LM-DENTAL™

You can feel the difference

We are LM-Dental™, a dental instrument manufacturer located in Parainen, a town in southwest Finland.

Ever since founded in 1973 - more than 50 years ago - we have focused on developing, manufacturing, and marketing high-tech dental hand instruments. We apply the same high standards also to all other LM™ product groups: dental instrument tracking system, ultrasonic devices, and orthodontic appliances.

Our goal at LM™ is to create genuine value for dental care professionals by making instruments that are safe, efficient, and pleasant to use. We aim to make a difference where it counts: by helping people in all aspects of dentistry.

At LM™ we are truly dedicated to manufacturing excellence, allowing us to serve our customers with products that are precise, durable, and reliable. All our products are manufactured in Finland.

Continuous improvement in services and standards has always been our guiding principle, and by following that we've grown from a small garage workshop in the Finnish archipelago to a distinguished player in the global dental industry. Today we are the market leader in Nordic countries exporting 80% of our products globally.

WITH US YOU CAN FEEL THE DIFFERENCE.

Read more at www.lm-dental.com/About us/Who we are



PLANMECA

LM-Dental™ is part of the Planmeca Group, one of the world's leading manufacturers of dental equipment.
www.planmeca.com

INDEX

2

LM-DENTAL™

Feel the difference | LM™ product key features | Instrument handles and tip coatings

15

DIAGNOSTICS

Mirror handles | Explorers | Periodontal probes | Furcation probes

22

PERIODONTICS

Sickle scalers | Dual Gracey instruments | Universal curettes | Gracey curettes | LM Sharp Diamond™ coated sharpen-free instruments | Diamond files | Hoe scalers | LM-ErgoMix™ implant instruments

41

RESTORATION

Excavators | Margin trimmers | Cord packers | Pluggers and burnishers | Composite instruments | LM™ Prepare and Build-up instruments | LM-Arte™ instruments for aesthetic restorations | LM Dark Diamond™ coated non-stick instruments | Carvers | Filling and crown removers | LM-MultiHolder™ system

58

ENDODONTICS

Endodontic hand instruments

59

SURGERY

Luxating instruments | Elevators | Root tip instruments | Microsurgical hand instruments

64

ORTHODONTICS

Orthodontic appliances | My LM-Activator™ | LM-Trainer™ | Orthodontic hand instruments

68

INSTRUMENT HANDLING & MAINTENANCE

LM-RondoPlus™ sharpening machine | LM-Servo™ instrument cassettes | LM-ServoMax™ tray system modules | Coding products | LM DTS™

SUSTAINABLE CARE

Surrounded by the beautiful Finnish archipelago, we're reminded of why sustainability matters. It influences our choices every day – from how we design our products to how we manufacture them.

For us, sustainable care is about more than products – it's about a long-term commitment to care for people, to follow regulatory obligations, and having ethical business practices that guide our daily operations.

Learn more about our sustainability path and read the full Sustainability Report at [www.lm-dental.com/About us/Sustainability](http://www.lm-dental.com/About-us/Sustainability)



Making dental care safe, efficient and pleasant.

PIONEERING SINCE 1973

Instrument ergonomics

HOW TO DEFINE AN ERGONOMIC HAND INSTRUMENT?

Firstly a non-slip, natural grip on an instrument are essential. Secondly a lightweight and optimized design prevents effectively occupational diseases. Thirdly a good tactile sensitivity and easy handling of the instrument guarantee the best clinical results. Reliability, wear resistance and comfort are the features that will be evident for both, the dentist and the patient.

- These are the guiding principals how Pekka Kangasniemi, DDS, one of the founders of LM-Dental™, defined instrument ergonomics already in the 1980s.

PIONEERING INNOVATIONS IN DENTAL INSTRUMENT ERGONOMICS

As ergonomics being one of the first key concepts for LM™ product line, were the oversized handles the first step on that path and introduced already in 1974. In the end of 1980s ergonomics were further enhanced by the first silicone handles and the year 1995 marked the year for our first oversized silicone handle LM-ErgoMax™.

The greatest outcome of intense research and cooperation with dental clinicians was the launch of LM-ErgoSense® instruments in 2015 with even more ergonomic grip and with possibility to integrate a trackable LM DTS™ RFID tag into the handle making it the first "smart instrument" on the market.

What LM™ brand is widely known and recognized is the innovation introduced already in 1980: the color-coded handles to ease the identification of the instrument. These radical product theses at the time - a thicker handle, optimized shape, elastic surface, lightness and color-coding - have become industry wide standards in the 21st century. We are the innovation leader that others copy.



OVER 50 YEARS OF
MAKING THE DIFFERENCE

Read more at
www.lm-dental.com





Fresh color-coding

- ease the identification during clinical procedures and maintenance

Elastic, ergonomic silicone surface and optimal contouring

- comfortable and non-slip grip

Optimal rigidity

- excellent sensitivity and efficiency
- outstanding corrosion resistance

Special alloyed metal core

- lightweight structure
- metal-to-metal connection for enhanced tactile sensitivity

LM-ErgoSense® handle *)

- oversized large diameter
- available with integrated LM DTS™ RFID tag
- available with sharpen free or non-stick coated tips

Precision formed tips and high-quality finishing

- extremely sharp and smooth cutting edge

LM-DuraGradeMax™ stainless steel tips

- high wear resistance
- immune to corrosion
- uncoated: can be resharpened



MAKING DENTAL CARE SAFE, EFFICIENT AND PLEASANT

We are truly dedicated to manufacturing excellence, allowing us to serve our customers with products that are precise, durable, and reliable. Continuous improvement in services and standards has always been our guiding principle. We apply the same high standards to our all product categories and are number-one-partner with the best-in-class dental products and smart solutions.

LM-ErgoSense® instrument handle

ENHANCING COMFORT AND PERFORMANCE

When holding the instruments for approximately 2,000 hours each year, the design, weight and feel of the instrument are crucial for the dental practitioner in terms of his/her performance and productivity. An ergonomic, high quality hand instrument naturally feels good in the hand.

The LM-ErgoSense® instrument handle is outcome of intense research and product development in close cooperation with dental clinical experts. It is truly a unique combination of ergonomic, functional design and high-tech in form of integrated RFID technology.

OVERSIZED Ø 13.7 MM SILICONE HANDLE

A hand instrument with thick silicone handle has been found to be more usable, cause lower perceived strain and to be more productive than those with thinner handles (1).

RATED AS BEST HAND INSTRUMENT

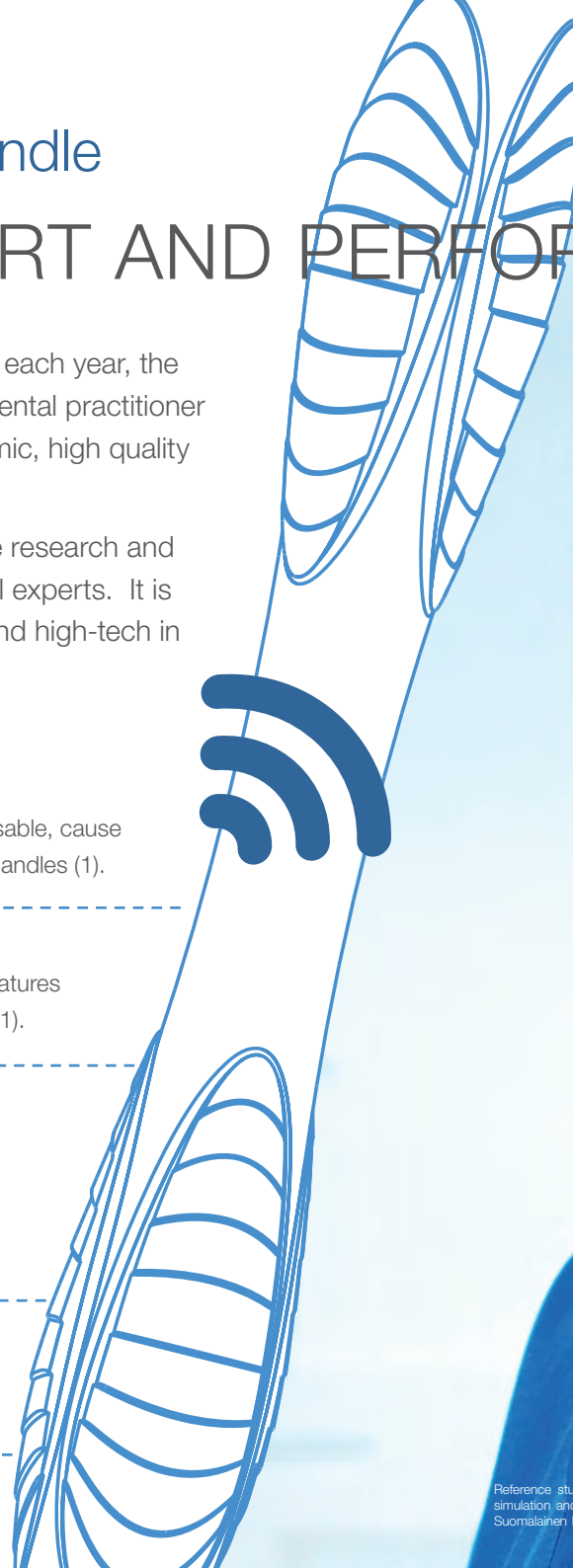
LM-ErgoSense® was rated as the best in 10 out of 14 specified usability features compared with the other tested instruments in a dental scaling simulation (1).

"FEELS GREAT IN THE HAND"

In study focusing on ergonomics, usability characteristics and work productivity of different hand instruments the thick, silicone coated LM™ instruments were the most preferred choice in regard to all 18 usability criteria used in the test (2).

UNIQUE INTELLIGENCE INSIDE

Integrated LM DTS™ RFID tag offers unique opportunities to improve material handling and patient safety. Read more on page 74.



LM SHARP DIAMOND™

Sharpen-free instruments


Sharpen free LM Sharp Diamond™ coated instruments are ideal choice for clinicians who frequently use hand instruments and want to minimize the time spent on instrument maintenance. These instruments present optimal characteristics of superior sharpness, tactile sensitivity and comfort while combined with premium ergonomics of LM-ErgoSense® handle.

LM Sharp Diamond™ instrument tip is made from exceptionally durable special metal alloy, and its wear resistance is enhanced by a protective micro membrane coating providing excellent sharpness and control. LM Sharp Diamond™ instruments are well-suited for all forms of scaling and tips retain their original functionality, size and shape throughout their lifetime. The time saved from sharpening can be used for productive work and patient care.

What do the dental hygiene experts say? Scan the QR for the video.



See the periodontal product range on pages 22-40.



With LM Sharp Diamond™, I'm not just doing my job - I'm perfecting it. I choose to work smart. I choose to work efficiently. I choose LM Sharp Diamond™."

Dr. Joy Void-Holmes

RHD, BSDH, DHSc, CEO and founder of Dr. Joy





CHOOSE SHARP.

SHARPEN FREE MICRO COATING

Savings of time & money Long-lasting superior sharpness
 Highest rated ergonomics with sensational grip * Improved productivity & clinical results



DIAMOND-LIKE FEATURES

Sharpen free 
 Superior sharpness 
 Highest rated ergonomics..... 
 Minimum maintenance..... 

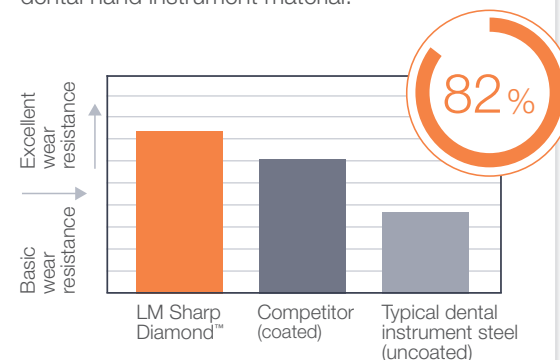
HARDNESS OVER
63
 HRC

HARDNESS

Hardness contributes to the durability of the instrument. LM Sharp Diamond™ reaches hardness of over 63 on Rockwell scale.

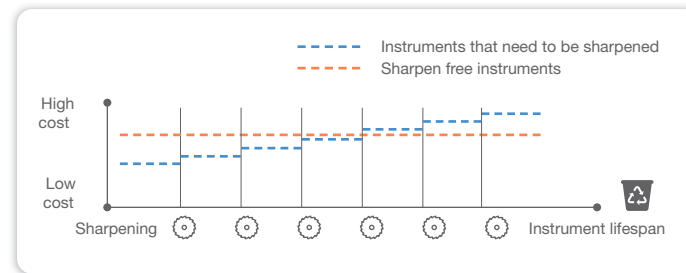
WEAR RESISTANCE **

82% decrease in wear compared to typical dental hand instrument material.



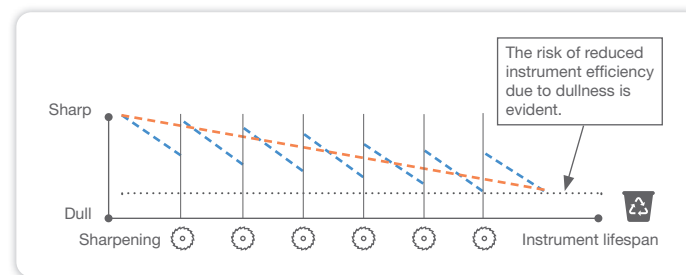


COMPARISON of sharpen free instruments and instruments to be sharpened



to easily 5-10 € per sharpening. As a result, the price difference between sharpen free hand instruments and those that require sharpening becomes negligible already after approximately 3-4 sharpening sessions.

By choosing sharpen free hand instruments, the need for sharpening is eliminated. This not only saves valuable time but also reduces expenses, which can then be redirected towards more productive work.



COST PERSPECTIVE

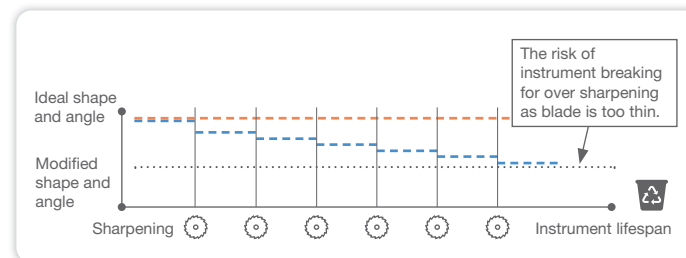
Switching from conventional to sharpen free instruments a small clinic allows to reduce costs significantly, even 10 000 €, in one year.

The purchase price of sharpen free instruments is ~25% higher compared to instruments that can be resharpened. However, the cost of sharpening services or doing it yourself, counting time, amounts

SHARPNESS AND EFFECTIVENESS PERSPECTIVE

Sharpen free instruments can retain their sharpness for 82% longer compared to instruments that are resharpened, which tend to lose their sharpness more quickly.

Additionally, resharpening instruments display greater fluctuations in sharpness over time.



SHAPE AND SAFETY PERSPECTIVE

Sharpen free instruments maintain their original design, shape, and angulation consistently throughout their entire lifespan.

Excessive sharpening of instruments can alter the original cutting shape and angularity, which may lead to reduced instrument durability and increased risk of breakage.

About SHARPNESS of dental hygiene instruments

The typical lifespan of a dental instrument varies between 6 to 18 months, depending on usage frequency and handling techniques. For optimal performance, most hygienists recommend sharpening instruments at least every two weeks. Prolonged usage without regular sharpening can result in bluntness, reducing the effectiveness of your work and ultimately diminishing patient comfort and satisfaction.

A significant number of instruments are often used beyond the recommended time frame, leading to decreased performance due to dullness. While sharpening is vital for maintaining sharpness, excessive sharpening can alter the original cutting shape and angularity, potentially decreasing instrument durability and increasing the risk of breakage.

It is of utmost importance for hygienists to utilize sharp instruments. Sharp scalers not only reduce fatigue and ergonomic strain for hygienists but also contribute to enhanced patient comfort.

LM DARK DIAMOND™

Non-stick coated instruments



LM Dark Diamond™ instruments with non-stick coating are designed for easy placing and contouring of composite resins. The diamond-like coating reduces the stickiness and allows pleasant and precise restorative instrumentation.

- Contemporary diamond-like carbon (DLC) coating reduces stickiness for smooth composite placement
- Hard surface protecting the tip from scratches
- Smooth surface for easy cleaning
- Dark coating color for minimal reflections, and maximal contrast against filling
- Ergonomic LM-ErgoSense® handle for excellent precision and feel

LM-Arte™ Dark Diamond edition

PLEASANT AND PRECISE SCULPTING OF COMPOSITE

Non-stick coated LM-Arte™ Dark Diamond instruments are the latest outcome of StyleItaliano™ and LM-Dental™ collaboration featuring exclusive coating for smooth and precise non-stick placement and sculpting of composite resins.

What do the StyleItaliano™ experts say?
Scan the QR for the video.




See LM-Arte™ product range on pages 47-51.



The sensitivity, flexibility and precision are the same as with conventional LM-Arte™ instruments, but the LM Dark Diamond™ coating eliminates the issue of resin sticking to spatulas, even for the most delicate resins.”

Dr. Paulo Monteiro Member of StyleItaliano™



LM-Dental™ and Styleitaliano™

LM-Arte™ restorative instruments

SIMPLIFYING ESTHETIC RESTORATIONS

LM-Arte™ is a range of innovative instruments for esthetic restorations that is designed especially for composite layering. Each instrument is color-coded and named after its main function, enabling you to administer easy, efficient and quick restorative treatments. The lightweight and ergonomic LM™ handle design, together with high-quality tip materials, provides excellent tactile sensitivity and easy handling for the best clinical results.

CO-OPERATION MAKING THE DIFFERENCE

LM-Arte™ instrument series has been developed in collaboration with Styleitaliano™, a group of skilled dentists who share our passion for improving dentistry.

The Styleitaliano™ movement emerged from a simple idea of two friends - Dr. Walter Devoto and Dr. Angelo Putignano. The renowned experts in conservative and esthetic dentistry had noticed that although materials suitable for creating beautiful direct restorations were available, appropriate instruments for employing these successfully were lacking. With LM-Dental™'s dedication to manufacturing excellence the unique concept of LM-Arte™ instruments was developed, and it has been a breakthrough in esthetic dentistry.



BE PART OF THE SUCCESS!

Visit Styleitaliano™ website at www.styleitaliano.org for restorative clinical cases with LM-Arte™ instruments.



Follow and join the social media channels!



Choosing the handle

Choosing the most ergonomic hand instrument can make a big difference in terms of discomforts and disorders when performing dental work. It is by no means insignificant what is the diameter or material of the grip surface of the hand instrument handle.

LM™ hand instruments are available with a selection of different handles all of them exceptionally ergonomic due to the elastic silicone coating and optimized contouring. The clinician's hand fit and indication both play a role in selecting an ideal handle type. Interchanging different handles, may place the user's hand under even less strain.

Handle selection



LM-ErgoSense®

The larger diameter and design provide sensational grip that has been proven to be ergonomic and efficient in scientific clinical testing.

LM-ErgoSense® handle is available with an integrated LM DTS™ RFID tag. Compatibility with the LM DTS™ offers many opportunities to improve asset management and patient safety. See page 74.



LM-ErgoMax™

Classic ergonomic design that others copy. Functions well in all clinical procedures and guarantees excellent tactile sensitivity and relaxed grip.



COLORS, NAMING AND CODING

To facilitate color coding and brighten up working practices all the LM™ instruments come in refreshing colors. The name and the code number on the handle ease the identification of the instrument during clinical procedures and maintenance.



Codes, symbols and diameters

- LM**ErgoSense®

ES = LM-ErgoSense® handle
(Ø 13.7 mm)
- EST** = LM-ErgoSense® handle (**ES**)
with an integrated LM DTS™ RFID tag (**T**)
- LM**ErgoMax™

XSI = LM-ErgoMax™ handle
(Ø 11.5 mm)

Special handles



LM-ErgoNorm™

The thinner handle that functions best in light clinical procedures.



LM-ErgoMix™

The LM-ErgoMix™ handle for exchangeable tips offers all the economical and ecological benefits of retipping. See page 39.



LM-ErgoSingle™

Well balanced mirror handle with better reachability. See page 15.

LMErgoNorm™

SI = LM-ErgoNorm™ handle
(Ø 8.5 mm)

LMErgoMix™

EM = LM-ErgoMix™ handle
(Ø 12.5 mm)

LMErgoSingle™

ESI = LM-ErgoSingle™ handle
(Ø 11.5 mm)

Choosing instruments with special coated tips

SHARPEN FREE PROPHY AND PERIO

Sharpen free LM Sharp Diamond™ coated instrument tips are made from exceptionally durable special metal alloy, and their wear resistance is enhanced by a protective micro membrane coating made using the most advanced PVD (Physical Vapor Deposition) technology. Choose sharp and work efficiently.



LMErgoSense®

SDES = LM-ErgoSense® (**ES**) handle and LM Sharp Diamond™ (**SD**) coated tips



NON-STICK TIPS FOR SMOOTH RESTORATIONS

Non-stick LM Dark Diamond™ coated instrument tips allow easy placement and contouring of composite resins. Dark coating color provides maximum contrast against the filling and reduces the reflections.



LMErgoSense®

DDES = LM-ErgoSense® (**ES**) handle and LM Dark Diamond™ (**DD**) coated tips

PATIENT SAFETY AND TRACEABILITY

Like all LM™ hand instruments with LMErgoSense® handle, instruments with coated tips are available with an integrated LM DTS™ RFID tag for compatibility with the LM DTS™.



SDEST / DDEST = LM-ErgoSense® (**ES**) handle with sharpen free (**SD**) or non-stick (**DD**) coated tips and an integrated LM DTS™ RFID tag (**T**)





Making dental care safe, efficient and pleasant.



MIRROR HANDLES

Simple stem

LM 25 mirror handle threads

are in accordance with international standard M2.5. The mirror shank must have a diameter of 2.5 mm.

Cone socket

LM 28 mirror handle threads

are in accordance with international standard UNF4-48. The mirror shank must have a diameter of 2.6 mm.



LM-ErgoSingle™ Mirror Handle

- Well balanced, better reachability
- Color options: red, grey and blue

LM-ErgoSingle™

- 25ESIRED
- 25ESIGREY
- 25ESIBLUE

LM-ErgoSingle™

- 28ESIRED
- 28ESIGREY
- 28ESIBLUE



Mirror Handle 25

- Simple stem design, single-ended
- Color options: red, grey and blue

LM-ErgoSense®

- 25ESRED
- 25ESGREY
- 25ESBLUE

LM-ErgoSense®

- 25ESREDT
- 25ESGREYT
- 25ESBLUET

LM-ErgoMax™

- 25XSIREDD
- 25XSIGREYD
- 25XSIBLUED

LM-ErgoNorm™

- 25SIREDD
- 25SIGREYD
- 25SIBLUED



Handle options:



LM-ErgoSense®



LM-ErgoMax™



LM-ErgoNorm™



Mirror Handle 28

- Cone socket design, UNF4-48 threads, single-ended
- Color options: red, grey and blue

LMErgoSense®

- 28ESRED
- 28ESGREY
- 28ESBLUE

LMErgoMax™

- 28ESREDT
- 28ESGREYT
- 28ESBLUET

LMErgoSense®

- 28XSIRE
- 28XSIGREY
- 28XSIBLUE

Mirror Handle, ortho

- Orthodontic mirror handle with Bausch-Verbiest design
- For measuring the sagittal overjet and vertical overbite
- Millimeter scale, total length 25 mm

LMErgoSense® 25-26ES

LMErgoSense® 25-26EST

LMErgoMax™ 25-26XSI

LMErgoSense® 28-26ES

LMErgoSense® 28-26EST

LMErgoMax™ 28-26XSI

Mirror Handle JM

- For implant installation

LMErgoSense® 25-473ES

LMErgoSense® 25-473EST

LMErgoMax™ 25-473XSI

Simple stem

LM 25 mirror handle threads are in accordance with international standard M2.5. The mirror shank must have a diameter of 2.5 mm.

Cone socket

LM 28 mirror handle threads are in accordance with international standard UNF4-48. The mirror shank must have a diameter of 2.6 mm.



Handle options:



LMErgoSense®



LMErgoMax™



LMErgoNorm™




EXPLORERS

For diagnosing calculus and caries and exploring of pockets, restorations and furcations.



Explorer 5-8

- Standard explorer for diagnostic and operative procedures

	5-8ES
	5-8EST
	5-8XSI
	5-8SI



Explorer 5-9





- Standard explorer for diagnostic and operative procedures

	5-9ES
	5-9EST
	5-9XSI
	5-9SI



Explorer, centered 9-17C


- Standard explorer for diagnostic and operative procedures
- Especially for probing distal surfaces of posterior teeth

	9-17CES
	9-17CEST
	9-17CXSI
	9-17CSI



Explorer 17-23

- For distal surfaces (17)
- Elongated lower shank and "back-action" blade (17)
- For areas in the vicinity of proximal contact surfaces (17)
- Also for probing occlusal surface grooves (23)
- For detecting subgingival calculus (23)

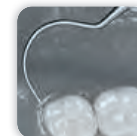
	17-23ES
	17-23EST
	17-23XSI
	17-23SI



Explorer 17C-23





- For distal surfaces, centered tip (17C)
- For areas in the vicinity of proximal contact surfaces (17C)
- Also for probing occlusal surface grooves (23)
- For detecting subgingival calculus (23)

	17C-23ES
	17C-23EST
	17C-23XSI
	17C-23SI



Explorer 3-6


- Standard explorer for diagnostic and operative procedures

	3-6ES
	3-6EST
	3-6XSI
	3-6SI

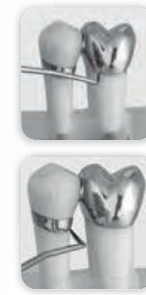


Explorer 11-12

- Angles similar to Gracey 11/12 (211-212)
- For probing proximal and cervical caries
- For subgingival root examination

	11-12ES
	11-12EST
	11-12XSI
	11-12SI





High sensitivity at seams.



i
Handle options:

LM ErgoSense®

LM ErgoMax™

LM ErgoNorm™

Flexplorer 11F-12F

- Flexible explorer angulated similarly to Gracey 11/12
- Well-suited for periodontal diagnosing of subgingival calculus and probing deep pockets

LM ErgoSense®	11F-12FES
☾	11F-12FEST
LM ErgoMax™	11F-12FXSI

Explorer 18-19

- For prosthetic crowns, bridges and inlay-/onlay fillings
- Excellent sensitivity at seams

LM ErgoSense®	18-19ES
☾	18-19EST
LM ErgoMax™	18-19XSI
LM ErgoNorm™	18-19SI

Explorer 29

- Holst design
- Lateral angle on the shank
- Single-ended

LM ErgoSense®	29ES
☾	29EST
LM ErgoMax™	29XSI
LM ErgoNorm™	29SI

Explorer 9

- Single-ended

LM ErgoSense®	9ES
☾	9EST
LM ErgoMax™	9XSI
LM ErgoNorm™	9SI

PERIODONTAL PROBES

Combination instruments for probing caries and parodontium.

- Most periodontal probes are available also in single-ended designs.
- Color-coded scales facilitate measurement of the gingival pocket



2 mm scale

Explorer – Periodontal Probe 23-52B

- LMErgoSense®** 23-52BES
- ☾** 23-52BEST
- LMErgoMax™** 23-52BXS
- LMErgoNorm™** 23-52BS



2 mm scale ball end

Explorer – Periodontal Probe 8-520B

- LMErgoSense®** 8-520BES
- ☾** 8-520BEST
- LMErgoMax™** 8-520BXS
- LMErgoNorm™** 8-520BS



2 mm scale ball end

Explorer – Periodontal Probe 23-520B

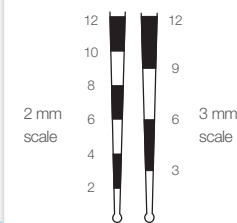
- LMErgoSense®** 23-520BES
- ☾** 23-520BEST
- LMErgoMax™** 23-520BXS
- LMErgoNorm™** 23-520BS



3 mm scale ball end

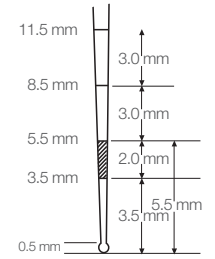
Explorer – Periodontal Probe 23-530B

- LMErgoSense®** 23-530BES
- ☾** 23-530BEST
- LMErgoMax™** 23-530BXS
- LMErgoNorm™** 23-530BS



Ball end
ø 0,5 mm

- Increases tactile sensitivity
- Does not damage tissue or pierce pocket bottom
- Gives more accurate pocket depth measurement
- Gives information on subgingival calculus and other root surface unevenness



WHO probe was developed for CPITN method.

Diagnosis:

- 0 = healthy
- 1 = bleeding during probing
- 2 = supra- and/or subgingival calculus, filling or crown excesses
- 3 = gingival pockets to 5 mm
- 4 = pockets deeper than 6 mm

Williams Probe

- Single-ended

- LM**ErgoSense® 51ES
- Ⓒ** 51EST
- LM**ErgoMax™ 51XSI
- LM**ErgoNorm™ 51SI

Explorer – WHO Probe 8-550B

- LM**ErgoSense® 8-550BES
- Ⓒ** 8-550BEST
- LM**ErgoMax™ 8-550BXS
- LM**ErgoNorm™ 8-550BS

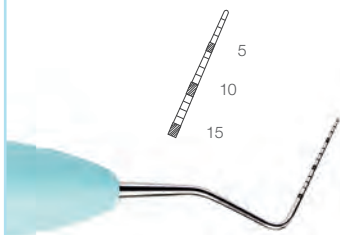
Explorer – WHO Probe 23-550B

- LM**ErgoSense® 23-550BES
- Ⓒ** 23-550BEST
- LM**ErgoMax™ 23-550BXS
- LM**ErgoNorm™ 23-550BS

WHO Probe 550B

- Single-ended

- LM**ErgoSense® 550BES
- Ⓒ** 550BEST
- LM**ErgoMax™ 550BXS
- LM**ErgoNorm™ 550BS



North Carolina Probe 54B

- Single-ended

LMErgoSense®	54BES
☞	54BEST
LMErgoMax™	54BXS



Marquis 12 Probe 53B

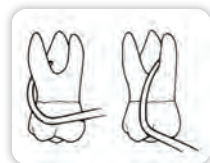
- Single-ended
- Similar to 530B but without ball end

LMErgoSense®	53BES
☞	53BEST
LMErgoMax™	53BXS


FURCATION PROBES



For probing the extent and depth of furcation lesions.



- For probing furcation lesions from different angles, both in the upper and in the lower jaw region.



Nabers Probe

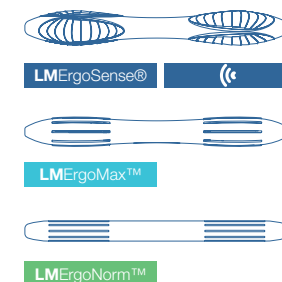
LMErgoSense®	20-21ES
☞	20-21EST
LMErgoMax™	20-21XS
LMErgoNorm™	20-21SI

Furcation Probe

LMErgoSense®	20B-21BES
☞	20B-21BEST
LMErgoMax™	20B-21BXS
LMErgoNorm™	20B-21BSI



Handle options:



SICKLE SCALERS



For the removal of supragingival calculus.

Instrumentation:

For calculus removal place the tip third of the scaler's cutting edge against the tooth. Tilt the instrument toward the tooth to achieve 70° to 80° angle between the tooth and the blade. Apply lateral pressure and activate the scaler by using vertical, diagonal or horizontal pull strokes. To maintain control use short 2–3 mm long strokes.



Design:

- Triangular cross section
- Face perpendicular to the lower shank
- Two cutting edges (red line), pointed tip



Handle options:



LM ErgoSense®

LM ErgoSense®



LM ErgoMax™



LM ErgoNorm™



LM-SharpJack™ SD

- Anterior/posterior scaler
- Thin dual-edged blades for easy and efficient interproximal access
- With sharpen free LM Sharp Diamond™ coated tips

LM ErgoSense® 315-316SDES
 315-316SDEST



Sickle LM23 Slim SD

- Universal scaler for anterior and posterior areas
- Thin version of popular LM23 scaler (313-314)
- Better access to interproximal areas
- With sharpen free LM Sharp Diamond™ coated tips

LM ErgoSense® 343-344SDES
 343-344SDEST



Delicate working end. Especially for tight interdental spaces.

Micro Sickle

- Anterior/posterior scaler
- Delicate working end, elongated shank
- Ideal for tight interproximal surfaces

- LMErgoSense®** 301-302ES
- ☞** 301-302EST
- LMErgoMax™** 301-302XSI
- LMErgoNorm™** 301-302SI



Micro Sickle SD

- With sharpen free LM Sharp Diamond™ coated tips

- LMErgoSense®** 301-302SDES
- ☞** 301-302SDEST



For all tooth surfaces, especially proximal surfaces.

Mini Sickle

- Universal scaler
- For all tooth surfaces
- Fine, slightly angled blade

- LMErgoSense®** 311-312ES
- ☞** 311-312EST
- LMErgoMax™** 311-312XSI
- LMErgoNorm™** 311-312SI



Mini Sickle SD

- With sharpen free LM Sharp Diamond™ coated tips

- LMErgoSense®** 311-312SDES
- ☞** 311-312SDEST



Sickle LM23

- Posterior scaler
- Shorter blade and longer lower shank than in the Mini Sickle (311-312)

- LMErgoSense®** 313-314ES
- ☞** 313-314EST
- LMErgoMax™** 313-314XSI
- LMErgoNorm™** 313-314SI



Sickle LM23 SD

- With sharpen free LM Sharp Diamond™ coated tips

- LMErgoSense®** 313-314SDES
- ☞** 313-314SDEST





Handle options:



LM ErgoSense®

LM ErgoSense®



LM ErgoMax™



LM ErgoNorm™



How to use

Sickle NV1 SD

- Anterior scaler
- Sickle end for removing interproximal calculus and stain
- Disc end for lingual surfaces of incisors
- With sharpen free LM Sharp Diamond™ coated tips

LM ErgoSense® 317-318SDES

LM ErgoSense® 317-318SDEST



How to use

Sickle NV2 SD

- Posterior scaler
- Heavily angled long shank allows for posterior access
- Thin and long blades provide easy access to interproximals
- With sharpen free LM Sharp Diamond™ coated tips

LM ErgoSense® 319-320SDES

LM ErgoSense® 319-320SDEST



Scaler LM Nebraska 128

- Instrument for the anterior interproximals

LM ErgoSense® 128-128ES

LM ErgoSense® 128-128EST

LM ErgoMax™ 128-128XSI



How to use




Scaler LM Nebraska 128 SD

- With sharpen free LM Sharp Diamond™ coated tips

LM ErgoSense® 128-128SDES

LM ErgoSense® 128-128SDEST



Sickle LM204S

- Sharply angulated shank and very fine working end

LMErgoSense®	303-304ES
LMErgoSense®	303-304EST
LMErgoMax™	303-304XSI
LMErgoNorm™	303-304SI



Sickle LM204S SD

- With sharpen free LM Sharp Diamond™ coated tips

LMErgoSense®	303-304SDES
LMErgoSense®	303-304SDEST



Scaler H6-H7

- For all tooth surfaces
- Longer shank and smaller lateral bending than in LM-SharpJack™ (315-316)

LMErgoSense®	146-147ES
LMErgoSense®	146-147EST
LMErgoMax™	146-147XSI
LMErgoNorm™	146-147SI



Scaler H6-H7 SD

- With sharpen free LM Sharp Diamond™ coated tips

LMErgoSense®	146-147SDES
LMErgoSense®	146-147SDEST



Push Scaler H4-H5

- The chisel-like working end used by pushing
- The jacquette working end used by pulling
- 90° working surface

LMErgoSense®	144-145ES
LMErgoSense®	144-145EST
LMErgoMax™	144-145XSI
LMErgoNorm™	144-145SI



Laplander

- Similar to H6-H7 (146-147) but with a lateral bending
- Easy access to molar area and proximal surfaces

LMErgoSense®	148-149ES
LMErgoSense®	148-149EST
LMErgoMax™	148-149XSI



Crane-Kaplan

- Extremely strong, rigid, sharply angled blade
- For removal of heavy supragingival calculus

LMErgoSense®	322-323ES
LMErgoSense®	322-323EST
LMErgoMax™	322-323XSI
LMErgoNorm™	322-323SI



Mini Kaplan

- Same angle but with a more delicate blade than in the Crane-Kaplan (322-323)

LMErgoSense®	333-334ES
LMErgoSense®	333-334EST
LMErgoMax™	333-334XSI
LMErgoNorm™	333-334SI



DUAL GRACEYS



LM Dual Gracey™ combines the benefits of a universal curette and a Gracey curette in one.

LM™ INNOVATION

LM Dual Gracey™ tip has two elliptical cutting edges – a mesial and a distal edge - and rounded tip. This design allows for treatment both mesial and distal tooth surfaces. LM Dual Gracays™ are suitable for vertical, horizontal and oblique scaling techniques.



▶

How to use LM Dual Gracey™ instruments

▶

Sharpening of LM Dual Gracays™ with LM-RondoPlus™



Chosen by the Clinician



Effective instrumentation with Dual Gracey

Treatment case by RDH Tatiana Brandt



Syntette™

- A combination of universal curette and Gracey 11/12 and Gracey 13/14 cures
- For removal of supra and subgingival calculus in premolar and molar areas
- For all tooth surfaces

- LMErgoSense®** 215-216ES
- LMErgoSense®** 215-216EST
- LMErgoMax™** 215-216XSI
- LMErgoNorm™** 215-216SI



Syntette™ SD

- With sharpen free LM Sharp Diamond™ coated tips

- LMErgoSense®** 215-216SDES
- LMErgoSense®** 215-216SDEST



Mini Syntette™

- Excellent in tight, deep pockets
- Particularly well adapted for use on premolars' and incisors' palatal and lingual surfaces

- LMErgoSense®** 215-216MES
- LMErgoSense®** 215-216MEST
- LMErgoMax™** 215-216MXSI
- LMErgoNorm™** 215-216MSI



Mini Syntette™ SD

- With sharpen free LM Sharp Diamond™ coated tips

- LMErgoSense®** 215-216MSDES
- LMErgoSense®** 215-216MSDEST



Syntette™ Anterior SD

- A combination of universal curette and Gracey 1/2 and Gracey 7/8 cures
- For removal of supra and subgingival calculus in premolar and anterior areas
- For all tooth surfaces
- With sharpen free LM Sharp Diamond™ coated tips

- LMErgoSense®** 275-276SDES
- LMErgoSense®** 275-276SDEST



Mini Syntette™ Anterior SD

- Excellent in narrow, deep pockets
- With sharpen free LM Sharp Diamond™ coated tips

- LMErgoSense®** 275-276MSDES
- LMErgoSense®** 275-276MSDEST

UNIVERSAL CURETTES

CE MD
0537

Designed for the removal of moderate and heavy calculus from all supra- and subgingival tooth surfaces.

Instrumentation:

For calculus removal place one of the cutting edges of the universal curette against the tooth surface. Tilt the instrument toward the tooth to achieve 70° to 80° angle between the tooth and the blade. Apply lateral pressure and activate the curette by using vertical, diagonal or horizontal pull strokes. Both cutting edges of the same curette can be used by simply tilting the instrument one way or the other.



Design:

- Working end perpendicular to the lower shank
- Two cutting edges (red line)
- Rounded tip



McCALL



McCall 13S-14S

- For incisors and premolars
- Strong blade with rigid shank

LMErgoSense®	222-223ES
⌋	222-223EST
LMErgoMax™	222-223XSI
LMErgoNorm™	222-223SI



Curette LM 15-16

- Alternative for the McCall 13S-14S (222-223)
- For removal of heavy calculus

LMErgoSense®	225-226ES
⌋	225-226EST
LMErgoMax™	225-226XSI
LMErgoNorm™	225-226SI



Mini McCall 13S-14S

- Sharper, slightly rounded tip (not sickle-shaped)
- For deep, narrow pockets

LMErgoSense®	222-223MES
⌋	222-223MEST
LMErgoMax™	222-223MXSI
LMErgoNorm™	222-223MSI



Mini McCall 13S-14S SD

- With sharpen free LM Sharp Diamond™ coated tips

LMErgoSense®	222-223MSDES
⌋	222-223MSDEST



McCall 17-18

- Especially for broad molar surfaces
- Strong, uniform-width working end

LMErgoSense®	277-278ES
⌋	277-278EST
LMErgoMax™	277-278XSI
LMErgoNorm™	277-278SI



McCall 17S-18S

- Excellent in tight interdental spaces
- More delicate blade, working end narrower than in 17-18

LMErgoSense®	279-280ES
⌋	279-280EST
LMErgoMax™	279-280XSI
LMErgoNorm™	279-280SI

LANGER



Langer curettes combine universal curette's working end with Gracey curette's shank angulation. Angulations ease access to difficult areas and both mesial and distal surfaces can be treated with the same instrument end.

Chosen by the Clinician

Effective instrumentation with Langer curettes

Treatment case by RDH Tatiana Brandt



Langer 1/2

- For premolars and molars in the lower jaw

LMErgoSense®	281-282ES
LMErgoSense®	281-282EST
LMErgoMax™	281-282XSI
LMErgoNorm™	281-282SI

How to use



Langer 5/6

- For incisors in the upper and lower jaw

LMErgoSense®	285-286ES
LMErgoSense®	285-286EST
LMErgoMax™	285-286XSI
LMErgoNorm™	285-286SI

How to use



Langer 3/4

- For premolars and molars in the upper jaw

LMErgoSense®	283-284ES
LMErgoSense®	283-284EST
LMErgoMax™	283-284XSI
LMErgoNorm™	283-284SI

How to use



Mini Langers have longer shanks and shorter working ends than standard Langers. Useful in tight interdental spaces. Better access into tight deep pockets and furcations.

How to use Mini Langers



Mini Langer 3/4

- For premolars and molars in the upper jaw

LMErgoSense®	283-284MES
LMErgoSense®	283-284MEST
LMErgoMax™	283-284MXSI
LMErgoNorm™	283-284MSI



Mini Langer 5/6

- For incisors in the upper and lower jaw

LMErgoSense®	285-286MES
LMErgoSense®	285-286MEST
LMErgoMax™	285-286MXSI
LMErgoNorm™	285-286MSI



GOLDMAN FOX

CE MD
0537



Goldman-Fox 3

- For premolars and molars

LMErgoSense®	233-234ES
⌂	233-234EST
LMErgoMax™	233-234XSI
LMErgoNorm™	233-234SI

COLUMBIA

CE MD
0537



Columbia 4L-4R

- For incisors, canines and premolars
- For heavier calculus

LMErgoSense®	219-220ES
⌂	219-220EST
LMErgoMax™	219-220XSI
LMErgoNorm™	219-220SI



Columbia 4L-4R SD

- With sharpen free LM Sharp Diamond™ coated tips

LMErgoSense®	219-220SDES
⌂	219-220SDEST



Columbia 2L-2R

- For incisors and premolars

LMErgoSense®	217-218ES
⌂	217-218EST
LMErgoMax™	217-218XSI
LMErgoNorm™	217-218SI



Columbia 13-14

- For molars

LMErgoSense®	237-238ES
⌂	237-238EST
LMErgoMax™	237-238XSI
LMErgoNorm™	237-238SI

BARNHART

CE MD
0537



Barnhart 5-6

- For molars
- Shorter lower shank

LMErgoSense®	227-228ES
⌂	227-228EST
LMErgoMax™	227-228XSI



Barnhart 5-6 SD

- With sharpen free LM Sharp Diamond™ coated tips

LMErgoSense®	227-228SDES
⌂	227-228SDEST

DIAMOND FILES

CE MD
0537

Diamond coated files are designed for cleaning deep concave root surfaces in anatomically difficult areas.
Can be used with multidirectional strokes.



Concavity Diamond File SV 5-6

- Diamond coated round curved toe
- For acute furcation lesions

LMErgoSense®	255-256DES
☺	255-256DEST
LMErgoMax™	255-256DXSI
LMErgoNorm™	255-256DSI



Furcation Diamond File SV 7-8

- Diamond coated egg-shaped toe
- For deep furcation lesions

LMErgoSense®	257-258DES
☺	257-258DEST
LMErgoMax™	257-258DXSI
LMErgoNorm™	257-258DSI



Diamond File mes-dist

- Extremely delicate diamond coated instrument for definitive scaling of the root surface
- Easy access with a fine, flexible blade in mesial-distal line angles and developmental grooves

LMErgoSense®	263-264DES
☺	263-264DEST
LMErgoMax™	263-264DXSI



Furcation Diamond File

- Extremely delicate diamond coated instrument for definitive calculus removal in furcations and root depressions
- Easy access with a fine, flexible blade design

LMErgoSense®	261-262DES
☺	261-262DEST
LMErgoMax™	261-262DXSI



FURCATION INSTRUMENT

CE MD
0537

Well-suited for the cleaning of the furcations of multi-rooted teeth.



Furcator KS

LMErgoSense®	259-260ES
☺	259-260EST
LMErgoMax™	259-260XSI

- Delicate, angled excavator
- Suitable also for the cleaning of narrow approximal concavities and grooves in incisors and premolars
- For cleaning of the furcation roof and inner surfaces, particularly concavations and grooves in them



Handle options:



LMErgoSense® ☺



LMErgoMax™



LMErgoNorm™

HOE SCALERS  
0537


For the removal of supra- and subgingival calculus.

Suitable for deep, narrow pockets and concave root surfaces. For both vertical and horizontal techniques.







Design:

- Fine hoe-shaped blade with rounded corners
- Elliptical cutting edge



Hoe Scaler, anterior





- For the anterior labial and lingual surfaces
- Works well also with lower incisors that are orally inclined

	112-113ES
	112-113EST
	112-113XSI
	112-113SI



Hoe Scaler, lateral





- For the buccal and lingual surfaces of all teeth
- Can also be used for furcations

	134-135ES
	134-135EST
	134-135XSI
	134-135SI



Hoe Scaler, posterior

- For the mesial and distal surfaces of molars
- Can also be used for furcations

	156-157ES
	156-157EST
	156-157XSI
	156-157SI





I CHOOSE TO WORK SMART.

I love LM Sharp Diamond™ instruments. As a regular user, their superior sharpness, tactile sensitivity, and comfort have truly made a difference in my practice.

With the ergonomic LM-ErgoSense® handle, these instruments feel like natural extensions of my hands, perfectly designed for all forms of scaling. What's truly impressive is their durability. These instruments maintain their original functionality, size, and shape throughout their lifetime, freeing me from frequent maintenance. This saved time is better spent promoting health and crafting beautiful smiles.

The standout feature? Their sharpen free design. Crafted from a durable special metal alloy and enhanced with a protective micro membrane coating, these tools are built to last, enabling me to work efficiently effortlessly. My personal favorite is the LM Dual

Gracey™. It's more than just an instrument; it's my partner in delivering exceptional oral health care.

With LM Sharp Diamond™, I'm not just doing my job - I'm perfecting it. I choose to work smart. I choose to work efficiently. I choose LM Sharp Diamond™.

Dr. Joy Void-Holmes

RDH, BSDH, DHSc
CEO and Founder of Dr. Joy



GRACEY CURETTES



Area specific curettes for the removal of deep subgingival calculus. For the finishing of subgingival root surfaces.



Design:

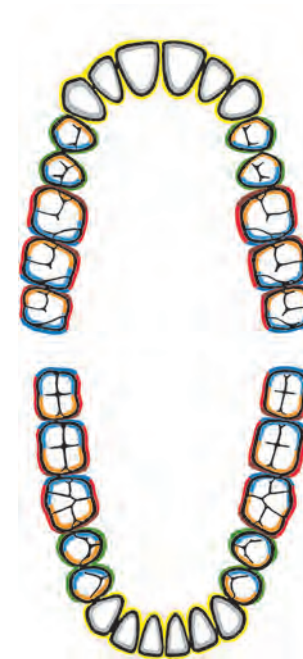
- Working surface inclined 20° to the lower shank
- One curved cutting edge (red line)
- Rounded cutting tip



Instrumentation:

Place the tip third or half of the cutting edge of a Gracey curette against the tooth surface. The larger outer curve is always the cutting edge. Make sure that the lower shank is parallel with the tooth surface. For calculus removal apply moderate and for root planing light lateral pressure and activate the curette by using vertical, diagonal or horizontal pull strokes.

Area specific indications for Gracey curettes



Incisors

○ All surfaces



Premolars and molars

○ Buccal-lingual



○ Mesial

○ Distal





Effective instrumentation with Gracey curettes

- Mini Gracey 1/2
- Mini Gracey 11/12
- Macro Gracey 13/14
- Mini Sickle

Treatment case by RDH Tatiana Brandt



Handle options:



LM ErgoSense®

LM ErgoSense®



LM ErgoMax™



LM ErgoNorm™



STANDARD AND MINI GRACEY

Mini Gracey has longer lower shank and smaller working end than in the standard model. Functions well in deep narrow pockets.



Gracey 1/2

- For incisors and premolars

LM ErgoSense®	201-202ES
☞	201-202EST
LM ErgoMax™	201-202XSI
LM ErgoNorm™	201-202SI



Gracey 1/2 SD

- With sharpen free LM Sharp Diamond™ coated tips

LM ErgoSense®	201-202SDES
☞	201-202SDEST



Mini Gracey 1/2

- For incisors and premolars

LM ErgoSense®	201-202MES
☞	201-202MEST
LM ErgoMax™	201-202MXSI
LM ErgoNorm™	201-202MSI



Mini Gracey 1/2 SD

- With sharpen free LM Sharp Diamond™ coated tips

LM ErgoSense®	201-202MSDES
☞	201-202MSDEST



Gracey 3/4

- For incisors and premolars

LM ErgoSense®	203-204ES
☞	203-204EST
LM ErgoMax™	203-204XSI
LM ErgoNorm™	203-204SI



Gracey P3-P4

- Short shank makes the instrument more rigid

LM ErgoSense®	266-267ES
☞	266-267EST
LM ErgoMax™	266-267XSI
LM ErgoNorm™	266-267SI



Gracey 5/6

- For incisors and premolars
- Especially useful in proximal surfaces

LM ErgoSense®	205-206ES
LM ErgoSense®	205-206EST
LM ErgoMax™	205-206XSI
LM ErgoNorm™	205-206SI



Gracey 7/8

- For premolars and molars
- For buccal, mesial and lingual surfaces

LM ErgoSense®	207-208ES
LM ErgoSense®	207-208EST
LM ErgoMax™	207-208XSI
LM ErgoNorm™	207-208SI



Gracey 7/8 SD

- With sharpen free LM Sharp Diamond™ coated tips

LM ErgoSense®	207-208SDES
LM ErgoSense®	207-208SDEST



Mini Gracey 7/8

- For premolars and molars
- For buccal, mesial and lingual surfaces

LM ErgoSense®	207-208MES
LM ErgoSense®	207-208MEST
LM ErgoMax™	207-208MXSI
LM ErgoNorm™	207-208MSI



Mini Gracey 7/8 SD

- With sharpen free LM Sharp Diamond™ coated tips

LM ErgoSense®	207-208MSDES
LM ErgoSense®	207-208MSDEST



Gracey 9/10

- For molars' buccal and lingual surfaces using horizontal technique

LM ErgoSense®	209-210ES
LM ErgoSense®	209-210EST
LM ErgoMax™	209-210XSI
LM ErgoNorm™	209-210SI



Gracey 9/10 SD

- With sharpen free LM Sharp Diamond™ coated tips

LM ErgoSense®	209-210SDES
LM ErgoSense®	209-210SDEST



Gracey 11/12

- For premolars' and molars' mesial surfaces

LM ErgoSense®	211-212ES
(C)	211-212EST
LM ErgoMax™	211-212XSI
LM ErgoNorm™	211-212SI



Gracey 11/12 SD

- With sharpen free LM Sharp Diamond™ coated tips

LM ErgoSense®	211-212SDES
(C)	211-212SDEST



Mini Gracey 11/12

- For premolars' and molars' mesial surfaces

LM ErgoSense®	211-212MES
(C)	211-212MEST
LM ErgoMax™	211-212MXSI
LM ErgoNorm™	211-212MSI



Mini Gracey 11/12 SD

- With sharpen free LM Sharp Diamond™ coated tips

LM ErgoSense®	211-212MSDES
(C)	211-212MSDEST



Gracey 13/14

- For premolars' and molars' distal surfaces


LM ErgoSense®	213-214ES
(C)	213-214EST
LM ErgoMax™	213-214XSI
LM ErgoNorm™	213-214SI



Gracey 13/14 SD

- With sharpen free LM Sharp Diamond™ coated tips

LM ErgoSense®	213-214SDES
(C)	213-214SDEST



Mini Gracey 13/14

- For premolars' and molars' distal surfaces

LM ErgoSense®	213-214MES
(C)	213-214MEST
LM ErgoMax™	213-214MXSI
LM ErgoNorm™	213-214MSI



Mini Gracey 13/14 SD

- With sharpen free LM Sharp Diamond™ coated tips

LM ErgoSense®	213-214MSDES
(C)	213-214MSDEST



Gracey 15/16

- For molars' mesial surfaces
- Blade shank more sharply angulated than in Gracey 11/12 for better access


LM ErgoSense®	245-246ES
(C)	245-246EST
LM ErgoMax™	245-246XSI
LM ErgoNorm™	245-246SI



Mini Gracey 15/16

- Blade shank more sharply angulated than in Mini Gracey 11/12 for better access


LM ErgoSense®	245-246MES
(C)	245-246MEST
LM ErgoMax™	245-246MXSI
LM ErgoNorm™	245-246MSI



Gracey 17/18

- For molars' distal surfaces
- Blade shank more sharply angulated than in Gracey 13/14 for better access

LM ErgoSense®	247-248ES
(C)	247-248EST
LM ErgoMax™	247-248XSI
LM ErgoNorm™	247-248SI



Mini Gracey 17/18

- Blade shank more sharply angulated than in Mini Gracey 13/14 for better access

LM ErgoSense®	247-248MES
(C)	247-248MEST
LM ErgoMax™	247-248MXSI
LM ErgoNorm™	247-248MSI



Gracey 15/16 SD

- With sharpen free LM Sharp Diamond™ coated tips

LM ErgoSense®	245-246SDES
(C)	245-246SDEST



Mini Gracey 15/16 SD

- With sharpen free LMSharp Diamond™ coated tips

LM ErgoSense®	245-246MSDES
(C)	245-246MSDEST



Gracey 17/18 SD

- With sharpen free LM Sharp Diamond™ coated tips

LM ErgoSense®	247-248SDES
(C)	247-248SDEST



Mini Gracey 17/18 SD

- With sharpen free LM Sharp Diamond™ coated tips

LM ErgoSense®	247-248MSDES
(C)	247-248MSDEST

MACRO GRACEY



Standard model's long working end combined with mini model's longer lower shank. Excellent reach interdentally in deep pockets.

Macro Gracey 5/6

- For incisors and premolars
- Especially useful in proximal surfaces

LMErgoSense®	205-206AFES
⊕	205-206AFEST
LMErgoMax™	205-206AFXSI
LMErgoNorm™	205-206AFSI

Macro Gracey 7/8

- For premolars and molars
- For buccal, mesial and lingual surfaces

LMErgoSense®	207-208AFES
⊕	207-208AFEST
LMErgoMax™	207-208AFXSI
LMErgoNorm™	207-208AFSI

Macro Gracey 11/12

- For premolars' and molars' mesial surfaces

LMErgoSense®	211-212AFES
⊕	211-212AFEST
LMErgoMax™	211-212AFXSI
LMErgoNorm™	211-212AFSI

Macro Gracey 13/14

- For premolars' and molars' distal surfaces

LMErgoSense®	213-214AFES
⊕	213-214AFEST
LMErgoMax™	213-214AFXSI
LMErgoNorm™	213-214AFSI

RIGID GRACEY



Blade shank thicker and more rigid, and working end slightly wider than in the standard model. Permits the use of greater pressure.

Rigid Gracey 1/2

- For incisors and premolars

LMErgoSense®	201-202RES
⊕	201-202REST
LMErgoMax™	201-202RXSI
LMErgoNorm™	201-202RSI

Rigid Gracey 7/8

- For premolars and molars
- For buccal, mesial and lingual surfaces

LMErgoSense®	207-208RES
⊕	207-208REST
LMErgoMax™	207-208RXSI
LMErgoNorm™	207-208RSI

Rigid Gracey 11/12

- For premolars' and molars' mesial surfaces

LMErgoSense®	211-212RES
⊕	211-212REST
LMErgoMax™	211-212RXSI
LMErgoNorm™	211-212RSI

Rigid Gracey 13/14

- For premolars' and molars' distal surfaces

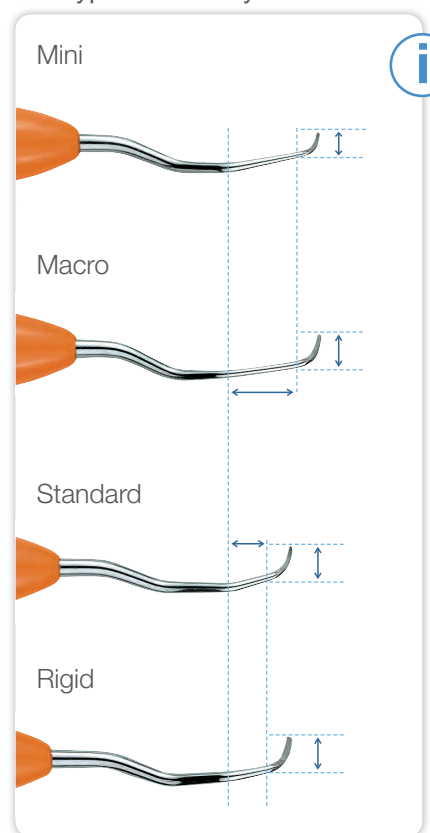
LMErgoSense®	213-214RES
⊕	213-214REST
LMErgoMax™	213-214RXSI
LMErgoNorm™	213-214RSI

Rigid Gracey 15/16

- For molars' mesial surfaces
- Blade shank more sharply angulated than in Gracey 11/12 for better access

LMErgoSense®	245-246RES
⊕	245-246REST
LMErgoMax™	245-246RXSI
LMErgoNorm™	245-246RSI

The types of Gracey curettes:



MESIAL-DISTAL GRACEY



Combining a mesial and a distal working end in one instrument. Useful when treating one quadrant at a time.

All mesial-distal Gracys have code rings that make it easy to identify which working end is mesial and which distal.

Distal

Mesial



Gracey 11/14

	211-214ES
	211-214EST
	211-214XSI
	211-214SI

Gracey 12/13

	212-213ES
	212-213EST
	212-213XSI
	212-213SI

Gracey 15/18

	245-248ES
	245-248EST
	245-248XSI
	245-248SI

Gracey 16/17

	246-247ES
	246-247EST
	246-247XSI
	246-247SI

MINI MESIAL-DISTAL GRACEY

Mini models have longer lower shank and smaller working end than the standard model. Functions well in deep narrow pockets.

Mini Gracey 11/14

	211-214MES
	211-214MEST
	211-214MXSI
	211-214MSI

Mini Gracey 12/13

	212-213MES
	212-213MEST
	212-213MXSI
	212-213MSI

Mini Gracey 15/18

	245-248MES
	245-248MEST
	245-248MXSI
	245-248MSI

Mini Gracey 16/17

	246-247MES
	246-247MEST
	246-247MXSI
	246-247MSI

MACRO MESIAL-DISTAL GRACEY

Macro models have standard model's long working end combined with mini model's longer lower shank. Excellent reach interdentally in deep pockets.

Macro Gracey 11/14


	211-214AFES
	211-214AFEST
	211-214AFXSI
	211-214AFSI

Macro Gracey 12/13

	212-213AFES
	212-213AFEST
	212-213AFXSI
	212-213AFSI



Handle options:



EXCHANGEABLE TITANIUM TIPS FOR IMPLANTS



LMErgoMix™


A great instrument series for implant maintenance. The LMErgoMix™ structure ensures excellent tactile sensitivity and optimal rigidity.

LM-ErgoMix™ hand instrument series offers the dental team a specially economical, ecological and ergonomic alternative. Whenever there is a need for a tip replacement the lock grip is opened, a new tip is inserted and the lock grip is closed again. No extra tools are needed.

Use LM-ErgoMix™ instruments in the normal way, clean and sterilize it like any other instrument. The sealed construction guarantees high level hygiene.

Benefits of retipping:

- Always sharp instruments
- Minimizes waste
- Enables personalized tip combinations.



Titanium tips for sensitive but still effective implant maintenance.



Implant Mini Universal curette

- Delicate working end
- Especially for tight interdental spaces

LMErgoMix™ 283-284MTIEM



Implant Mini Gracey 1/2

- For incisors and premolars

LMErgoMix™ 201-202MTIEM



Implant Mini Gracey 11/12

- For premolars' and molars' mesial surfaces

LMErgoMix™ 211-212MTIEM



Implant Mini Gracey 13/14

- For premolars' and molars' distal surfaces

LMErgoMix™ 213-214MTIEM

LM-ErgoMix™ spare parts

Spare handle	
LM-ErgoMix™ handle dark grey	9011EM
Spare lock grips	
Orange	9020EM
Light blue	9021EM
Grey	9022EM
Yellow	9023EM
Dark grey	9024EM
Red	9025EM
Spare titanium tips	
Implant Mini Universal Curette L	283MTIEM
Implant Mini Universal Curette R	284MTIEM
Implant Mini Gracey 1	201MTIEM
Implant Mini Gracey 2	202MTIEM
Implant Mini Gracey 11	211MTIEM
Implant Mini Gracey 12	212MTIEM
Implant Mini Gracey 13	213MTIEM
Implant Mini Gracey 14	214MTIEM

PERIODONTAL INSTRUMENT SETS

CE MD
0537



LM-PerioSet 1

- LM**ErgoSense® 6652ES
- LM**ErgoMax™ 6652XSI

- Includes:**
- Mini Sickle
 - Curette McCall 17-18
 - Gracey 1/2
 - Gracey 11/12
 - Gracey 13/14
 - LM-Servo™ 5 cassette



LM-PerioSet 2

- LM**ErgoSense® 6682ES
- LM**ErgoMax™ 6682XSI

- Includes:**
- Mini Sickle
 - Curette McCall 17-18
 - Gracey 1/2
 - Gracey 9/10
 - Gracey 11/12
 - Gracey 13/14
 - Mini Gracey 15/16
 - Mini Gracey 17/18
 - LM-Servo™ 8 cassette



LM-PerioKit

- LM**ErgoSense® 6842ES

- Includes:**
- Implant Mini Universal curette
 - Concavity File SV 5-6
 - Mini Gracey 13-14
 - Mini Gracey 11-12
 - Mini Gracey 7-8
 - McCall 17S-18S
 - North Carolina Probe
 - Furcation Probe
 - LM-Servo™ 8 cassette

”

The LM-PerioKit by StyleItaliano™ contains the essentials for the best possible therapy.

Instruments have been selected in the spirit of StyleItaliano™ whose philosophy is to make treatment feasible, teachable, repeatable. Periodontal therapy too can follow this approach. It's my feeling that, in the best interest of his patients, every practitioner should be able to properly execute non surgical therapy, crown lengthening procedures, free gingival grafts, simpler surgical root coverages.”

Dr. Giano Ricci

MD, DDS, MScD



SPOON EXCAVATORS



For the removal of softened carious dentin and temporary fillings.



Design:

- Spoon-shaped working end
- Rounded tip
- Long cutting edge, which can easily treat broader areas



Handle options:



LM ErgoMax™



LM ErgoNorm™



Spoon Excavator, 1.0 mm

- LM ErgoSense® 522-523ES
- 522-523EST
- LM ErgoMax™ 522-523XSI
- LM ErgoNorm™ 522-523SI



Spoon Excavator, 1.5 mm

- LM ErgoSense® 533-534ES
- 533-534EST
- LM ErgoMax™ 533-534XSI
- LM ErgoNorm™ 533-534SI

ROUND EXCAVATORS



Cariology:

- For the removal of softened, carious dentin
- For the removal of temporary fillings

Surgery:

- To sever the periodontal ligament prior to extraction
- For the removal of granulation tissue after extraction



Design:

- Round working end
- Curved cutting edge



Sharpening of Round Excavators with LM-RondoPlus™



Round Excavator, 1.0 mm

- LM ErgoSense® 61-62ES
- 61-62EST
- LM ErgoMax™ 61-62XSI
- LM ErgoNorm™ 61-62SI



Round Excavator, 1.5 mm

- LM ErgoSense® 63-64ES
- 63-64EST
- LM ErgoMax™ 63-64XSI
- LM ErgoNorm™ 63-64SI



Round Excavator, 2.0 mm

- LM ErgoSense® 65-66ES
- 65-66EST
- LM ErgoMax™ 65-66XSI
- LM ErgoNorm™ 65-66SI

TRIPLE-ANGLED BACK ACTION EXCAVATORS



Cariology:

- For removing carious dentin
- For undermining enamel during tissue-saving preparations
- For the horizontal finishing of outer cavity margins

Periodontics:

- For the removal of calculus from hard to reach areas such as the lower anterior lingual surfaces
- For the depuration of concave root grooves and furcations

Surgery:

- For the removal of granulation tissue in connection with apical resections, flap operations, or extractions

Design:

- Round working end and curved cutting edge
- Shank angulations ease treatments on hard to reach buccal, distal, and lingual surfaces



The blade shank is triple-angled, allowing for "back action" functions



Triple-angled Back Action Excavator, 1.0 mm

- LMErgoSense® 611-621ES
- Ⓒ 611-621EST
- LMErgoMax™ 611-621XSI
- LMErgoNorm™ 611-621SI



Sharpening of TA Back Action Excavators with LM-RondoPlus™



Triple-angled Back Action Excavator, 1.5 mm

- LMErgoSense® 631-641ES
- Ⓒ 631-641EST
- LMErgoMax™ 631-641XSI
- LMErgoNorm™ 631-641SI



Triple-angled Back Action Excavator, 2.0 mm

- LMErgoSense® 651-661ES
- Ⓒ 651-661EST
- LMErgoMax™ 651-661XSI
- LMErgoNorm™ 651-661SI



Triple-angled Back Action Excavator, 3.5 mm

- For the horizontal finishing of outer cavity margins

- LMErgoSense® 671-681ES
- Ⓒ 671-681EST
- LMErgoMax™ 671-681XSI
- LMErgoNorm™ 671-681SI

ENAMEL CHISEL



Enamel Chisel

- For precise margin trimming and refining of enamel finishing lines

- LMErgoSense® 132-133ES
- Ⓒ 132-133EST
- LMErgoMax™ 132-133XSI

GINGIVAL MARGIN TRIMMERS

CE MD
0537

For finishing enamel margins in the proximal area as well as for making plastic, amalgam and ceramic fillings.



Gingival Margin Trimmer, 1.2 mm, distal

- LM ErgoSense®** 121-122ES
- LM ErgoSense®** 121-122EST
- LM ErgoMax™** 121-122XSI
- LM ErgoNorm™** 121-122SI



Gingival Margin Trimmer, 1.2 mm, mesial

- LM ErgoSense®** 125-126ES
- LM ErgoSense®** 125-126EST
- LM ErgoMax™** 125-126XSI
- LM ErgoNorm™** 125-126SI

PACKERS

MD CE

For packing retraction cord into the gingival pocket.

The bent blade enables getting around the tooth as well as the packing of the cord using vertical motions.



Cord Packer, 2.0 mm

- LM ErgoSense®** 490-491ES
- LM ErgoSense®** 490-491EST
- LM ErgoMax™** 490-491XSI
- LM ErgoNorm™** 490-491SI



Cord Packer, 2.6 mm

- LM ErgoSense®** 492-493ES
- LM ErgoSense®** 492-493EST
- LM ErgoMax™** 492-493XSI
- LM ErgoNorm™** 492-493SI



Teflon Packer 1.2 mm

- For inserting and manipulating Teflon tape or retraction cord

LMErgoSense®	470-480ES
☞	470-480EST
LMErgoMax™	470-480XSI

BASE CARRIERS




For carrying base or thin liner to dentin surfaces.



Base Carrier, rigid

LMErgoSense®	29H-30HES
☞	29H-30HEST
LMErgoMax™	29H-30HXSI
LMErgoNorm™	29H-30HSI



Base Carrier – Condenser, malleable tip

- Tip (30) can be bent into the desired form, allowing for easier access to hard to reach areas

LMErgoSense®	30-34ES
☞	30-34EST
LMErgoMax™	30-34XSI
LMErgoNorm™	30-34SI



Base Carrier - Condenser, rigid

LMErgoSense®	30H-34ES
☞	30H-34EST
LMErgoMax™	30H-34XSI
LMErgoNorm™	30H-34SI

PLUGGERS

For packing all types of filling materials.



Plugger, cylindrical, 0.7-1.0 mm DD

- Delicate cylindrical plugger with LM Dark Diamond™ non-stick coated tips

LMErgoSense®	335-340DDES
☞	335-340DDEST



Plugger, cylindrical, 1.0-1.5 mm

- LMErgoSense®** 340-360ES
- ☪** 340-360EST
- LMErgoMax™** 340-360XSI
- LMErgoNorm™** 340-360SI



Plugger, cylindrical, 1.2-2.0 mm

- LMErgoSense®** 350-380ES
- ☪** 350-380EST
- LMErgoMax™** 350-380XSI
- LMErgoNorm™** 350-380SI



Plugger, cylindrical, 1.8-2.5 mm

- LMErgoSense®** 370-390ES
- ☪** 370-390EST
- LMErgoMax™** 370-390XSI
- LMErgoNorm™** 370-390SI

BURNISHERS

For burnishing, modelling and finishing of fillings.



Burnisher

- For burnishing fillings at cavity margins
- For packing and shaping of composite fillings
- For packing of inlay-/onlay fillings

- LMErgoSense®** 31-32ES
- ☪** 31-32EST
- LMErgoMax™** 31-32XSI
- LMErgoNorm™** 31-32SI



Burnisher DD

- With LM Dark Diamond™ non-stick coated tips

- LMErgoSense®** 31-32DDES
- ☪** 31-32DDEST



Burnisher – Plugger, ball-ended, 1.5-2.5 mm

- For plugging filling into cavity
- For polishing
- For plugging and shaping of composite fillings

- LMErgoSense®** 471-473ES
- ☪** 471-473EST
- LMErgoMax™** 471-473XSI
- LMErgoNorm™** 471-473SI



Burnisher – Plugger DD, ball-ended, 1.5-2.5 mm

- With LM Dark Diamond™ non-stick coated tips

- LMErgoSense®** 471-473DDES
- ☪** 471-473DDEST



Burnisher 27–29

- For shaping of occlusal surfaces
- For burnishing of fillings at cavity margins

- LMErgoSense®** 476-477ES
- ☪** 476-477EST
- LMErgoMax™** 476-477XSI
- LMErgoNorm™** 476-477SI



Handle options:



- LMErgoSense®** ☪
- LMErgoSense®** ☪



- LMErgoMax™**
- LMErgoNorm™**


LM™ PREPARE AND BUILD-UP INSTRUMENTS



LM™ Prepare and Build-up Kit instruments streamline indirect restorative workflows by improving predictability and durability while reducing clinical stress. Developed with Dr. Rui Falacho, the kit features three purpose-designed instruments bringing greater control and confidence to indirect restorations.



LM™ Prepare and Build-up Kit is developed in cooperation with Dr Rui Falacho.



Dr Rui Falacho
Dentist, researcher and international lecturer

LM™ Prepare and Build-up Kit

Includes:

- LM™ Build-up Base DD
- LM™ Build-up Shaper DD
- LM™ Build-up Trimmer
- LM-Servo™ 5 cassette

LMErgoSense® 6811ES

LM™ Build-up Base DD

- For enhancing precision and control during the foundational steps of indirect restorative workflows
- Simplifies material application and cavity shaping
- LM Dark Diamond™ non-stick coated tips

LMErgoSense® 485-707DDES

LMErgoSense® 485-707DDEST

LM™ Build-up Shaper DD

- Enables precise, guided creation of preparation walls and finishing lines in building-up process of indirect restoration
- Shaping composite resin with minimal effort ensuring accurate geometry, optimal angulation and preservation of tooth structure
- Reduces need of post-restoration adjustments
- LM Dark Diamond™ non-stick coated tips

LMErgoSense® 352-353DDES

LMErgoSense® 352-353DDEST

LM™ Build-up Trimmer

- For refining, trimming and finishing preparation walls and margins
- Provides optimal preparation refinement
- Excess removal without damaging enamel or tooth

LMErgoSense® 130-131ES

LMErgoSense® 130-131EST

LMErgoMax™ 130-131XSI

LM-ARTE™ INSTRUMENTS FOR ESTHETIC RESTORATIONS



LM-Arte™ is an innovative instrument series developed in co-operation with Styleitaliano™



LM-Arte™ Solo Anterior

- LM-Arte™ Solo instruments are special duo for simplifying daily restoration cases
- For high-end esthetic anterior restorations
- Rounded and straight spatulas are designed for modeling anterior teeth, especially labial surfaces

LMErgoSense®	431-433ES
⌂	431-433EST
LMErgoMax™	431-433XSI



LM-Arte™ Solo Posterior

- LM-Arte™ Solo instruments are special duo for simplifying daily restoration cases
- For high-end posterior composite restorations
- The plugger end for bulk filling and composite material modeling - the sharp end enables contouring of the occlusal surface anatomy

LMErgoSense®	434-438ES
⌂	434-438EST
LMErgoMax™	434-438XSI



LM-Arte™ Replica Anterior

- Instrument for anterior composite restorations combining simplicity and efficiency by boosting the entire workflow
- Excellent to Adapt, Shape and Replicate the surface anatomy of the tooth

LMErgoSense®	451-452ES
⌂	451-452EST
LMErgoMax™	451-452XSI



LM-Arte™ Replica Posterior

- Instrument for easy occlusal modeling of posterior teeth in direct composite restorations
- Occlusal anatomy of single tooth is guided by buccal cusps using replica technique: Adapt, Shape, Replicate
- Concave and convex tip profiles

LMErgoSense®	448-449ES
⌂	448-449EST
LMErgoMax™	448-449XSI



LM-Arte™ Replica Posterior DD

- With LM Dark Diamond™ non-stick coated tips

LMErgoSense®	448-449DDES
⌂	448-449DDEST



LM-Arte™ Solo Anterior DD

- With LM Dark Diamond™ non-stick coated tips

LMErgoSense®	431-433DDES
⌂	431-433DDEST



LM-Arte™ Solo Posterior DD

- With LM Dark Diamond™ non-stick coated tips

LMErgoSense®	434-438DDES
⌂	434-438DDEST



LM-Arte™ Replica Anterior DD

- With LM Dark Diamond™ non-stick coated tips

LMErgoSense®	451-452DDES
⌂	451-452DDEST



LM-Arte™ Replica instruments are developed in cooperation with Dr. Osama Shaalan

Dr. Osama Shaalan
Member of Styleitaliano™




LM-Arte™ Applica

- A very thin and flexible spatula for transporting and modeling of the composite



- LMErgoSense®** 46-49ES
- ◀** 46-49EST
- LMErgoMax™** 46-49XSI



LM-Arte™ Modella

- A very thin and flexible spatula for transporting and modeling of the composite



- LMErgoSense®** 442-443ES
- ◀** 442-443EST
- LMErgoMax™** 442-443XSI



LM-Arte™ Condensa

- A long and round plunger especially for modeling composite



- LMErgoSense®** 488-489ES
- ◀** 488-489EST
- LMErgoMax™** 488-489XSI



LM-Arte™ Fissura

- Sharp pointed tips for modeling of occlusal surface structures



- LMErgoSense®** 481-487ES
- ◀** 481-487EST
- LMErgoMax™** 481-487XSI



LM-Arte™ Applica DD

- With LM Dark Diamond™ non-stick coated tips

- LMErgoSense®** 46-49DDES
- ◀** 46-49DDEST



LM-Arte™ Modella DD

- With LM Dark Diamond™ non-stick coated tips

- LMErgoSense®** 442-443DDES
- ◀** 442-443DDEST



LM-Arte™ Condensa DD

- With LM Dark Diamond™ non-stick coated tips


- LMErgoSense®** 488-489DDES
- ◀** 488-489DDEST



LM-Arte™ Fissura DD

- With LM Dark Diamond™ non-stick coated tips

- LMErgoSense®** 481-487DDES
- ◀** 481-487DDEST



LM-Arte™ Eccesso

- For the removal of composite and bonding residue



- LMErgoSense®** 307-308ES
- LMErgoMax™** 307-308EST
- LMErgoMax™** 307-308XSI



LM-Arte™ Misura

- For horizontal and vertical measuring of thickness of composite layers on the restorations



- LMErgoSense®** 496-497ES
- LMErgoMax™** 496-497EST
- LMErgoMax™** 496-497XSI




LM-Arte™ Posterior Misura

- For horizontal and vertical measuring of thickness of composite layers on the posterior restorations
- The fork shaped tip allows measuring and modeling of the composite wall with the presence of a matrix



- LMErgoSense®** 498-499ES
- LMErgoMax™** 498-499EST
- LMErgoMax™** 498-499XSI



LM-Arte™ Applica Twist

- Thin and narrow spatula with bended angles for modeling difficult to reach areas such as approximal walls or the marginal ridge in matrix




- LMErgoSense®** 464-494ES
- LMErgoMax™** 464-494EST
- LMErgoMax™** 464-494XSI



LM-Arte™ Eccesso DD

- With LM Dark Diamond™ non-stick coated tips

- LMErgoSense®** 307-308DDES
- LMErgoMax™** 307-308DDEST



LM-Arte™ Misura DD

- With LM Dark Diamond™ non-stick coated tips

- LMErgoSense®** 496-497DDES
- LMErgoMax™** 496-497DDEST



LM-Arte™ Posterior Misura DD

- With LM Dark Diamond™ non-stick coated tips

- LMErgoSense®** 498-499DDES
- LMErgoMax™** 498-499DDEST



LM-Arte™ Applica Twist DD

- With LM Dark Diamond™ non-stick coated tips

- LMErgoSense®** 464-494DDES
- LMErgoMax™** 464-494DDEST



LM-Arte™ Cusp Misura

- Unique instrument for estimating cusp thickness and height for evaluating the need for cusp preparation when performing adhesive restorations

LMErgoSense® 468-469ES

LMErgoSense® 468-469EST

LMErgoMax™ 468-469XSI



LM-ARTE™ INSTRUMENT SETS



LM-Arte™ Set

LMErgoSense® 6840ES

LMErgoMax™ 6840XSI

Includes:

- LM-Arte™ Eccesso
- LM-Arte™ Misura
- LM-Arte™ Fissura
- LM-Arte™ Applica
- LM-Arte™ Condensa
- LM-Servo™ 5 cassette



LM-Arte™ Posterior Set

LMErgoSense® 6844ES

LMErgoMax™ 6844XSI

Includes:

- LM-Arte™ Posterior Misura
- LM-Arte™ Cusp Misura
- LM-Arte™ Fissura
- LM-Arte™ Modella
- LM-Arte™ Condensa
- LM-Servo™ 5 cassette



LM-Arte™ Complete Set

LMErgoSense® 6848ES

LMErgoMax™ 6848XSI

Includes:

- LM-Arte™ Eccesso
- LM-Arte™ Misura
- LM-Arte™ Applica
- LM-Arte™ Posterior Misura
- LM-Arte™ Cusp Misura
- LM-Arte™ Fissura
- LM-Arte™ Modella
- LM-Arte™ Condensa
- LM-Servo™ 8 cassette



LM-Arte™ Dark Diamond Set Plus

LMErgoSense® 6846ES

- Instruments with LM Dark Diamond™ non-stick coated tips

Includes:

- LM-Arte™ Condensa DD
- LM-Arte™ Applicca DD
- LM-Arte™ Fissura DD
- LM-Arte™ Applicca Twist DD
- LM-Arte™ Eccesso DD
- LM-Arte™ Posterior Misura
- LM-Arte™ Solo Anterior DD
- LM-Arte™ Modella DD
- LM-Servo™ 8 cassette



LM-Arte™ Dark Diamond set

LMErgoSense® 6845ES

- Instruments with LM Dark Diamond™ non-stick coated tips

Includes:

- LM-Arte™ Eccesso DD
- LM-Arte™ Modella DD
- LM-Arte™ Fissura DD
- LM-Arte™ Applicca DD
- LM-Arte™ Condensa DD
- LM-Servo™ 5 cassette



LM-Gengiva™ gingival retracting kit

LMErgoSense® 7556KES

LMErgoMax™ 7556KXSI

Includes:

- LM-Gengiva™ / LM-MultiHolder™ PK III hand instrument (see page 57)
- LM-Gingival Retractors (blue) for establishing optimum working conditions for procedures at the gum line. Assortment package of three sizes include circa 90 pieces, 30 pcs/size: S for incisors, M for premolars and XL for molars
- LM-MultiLever™ for the removal of disposable gingival retractors



How to use

FOR COMPOSITES MD CE



Modeller MH

- For packing large, approximal fillings in several layers
- Cylinder shaped working ends won't get stuck into the composite while light curing
- For pressing the matrix band in place while curing

- LMErgoSense® 708-709ES
- ☪ 708-709EST
- LMErgoMax™ 708-709XSI



Modeller MH DD

- With LM Dark Diamond™ non-stick coated tips

- LMErgoSense® 708-709DDES
- ☪ 708-709DDEST



Modeller MH Mini

- For packing small or medium approximal fillings in several layers
- Cylinder shaped working ends won't get stuck into the composite while light curing
- For pressing the matrix band in place while curing

- LMErgoSense® 707-708ES
- ☪ 707-708EST
- LMErgoMax™ 707-708XSI



Modeller MH Mini DD

- With LM Dark Diamond™ non-stick coated tips

- LMErgoSense® 707-708DDES
- ☪ 707-708DDEST



Flow Instrument IO

- For easy handling and shaping of flowable composites

- LMErgoSense® 484-485ES
- ☪ 484-485EST
- LMErgoMax™ 484-485XSI



Form Condenser, 1.5-2.5 mm

- For shaping and packing of large filling surfaces

- LMErgoSense® 702-703ES
- ☪ 702-703EST
- LMErgoMax™ 702-703XSI
- LMErgoNorm™ 702-703SI



Composite Spatula 6

- For placing and contouring composite

- LMErgoSense® 446-447ES
- ☪ 446-447EST
- LMErgoMax™ 446-447XSI
- LMErgoNorm™ 446-447SI

i Handle options:

- LMErgoSense® ☪
- LMErgoSense® ☪
- LMErgoMax™
- LMErgoNorm™



Packer-Modeller IO p

- Combination instrument for premolars

LMErgoSense®	482-702ES
☞	482-702EST
LMErgoMax™	482-702XSI
LMErgoNorm™	482-702SI



Packer-Modeller IO m

- Combination instrument for molars

LMErgoSense®	483-703ES
☞	483-703EST
LMErgoMax™	483-703XSI
LMErgoNorm™	483-703SI



Packer-Modeller IO

- Conical working ends, which are exceptionally well-suited e.g. to shaping of occlusal surfaces and to packing of all kinds of plastics
- Composites do not stick to the highly polished blades



LMErgoSense®	482-483ES
☞	482-483EST
LMErgoMax™	482-483XSI
LMErgoNorm™	482-483SI



Packer-Modeller IO DD

- With LM Dark Diamond™ non-stick coated tips

LMErgoSense®	482-483DDES
☞	482-483DDEST



Plastic Instrument, anterior

- For placing, packing and contouring composite

LMErgoSense®	43-47ES
☞	43-47EST
LMErgoMax™	43-47XSI
LMErgoNorm™	43-47SI



Plastic instrument, anterior DD

- With LM Dark Diamond™ non-stick coated tips

LMErgoSense®	43-47DDES
☞	43-47DDEST



Plastic Instrument, posterior

- For placing, packing and contouring composite

LMErgoSense®	48-702ES
☞	48-702EST
LMErgoMax™	48-702XSI
LMErgoNorm™	48-702SI



Plastic instrument, posterior DD

- With LM Dark Diamond™ non-stick coated tips

LMErgoSense®	48-702DDES
☞	48-702DDEST



Mini Spatula

- For placing and contouring composite

LMErgoSense®	444-445ES
	444-445EST
LMErgoMax™	444-445XSI
LMErgoNorm™	444-445SI



Mini Spatula DD

- With LM Dark Diamond™ non-stick coated tips

LMErgoSense®	444-445DDES
	444-445DDEST

SPATULA



Spatula

LMErgoSense®	450-460ES
	450-460EST
LMErgoMax™	450-460XSI
LMErgoNorm™	450-460SI

EXCESS SCALERS



Excess Scaler

- For the removal of adhesive, cement, and composite excesses

LMErgoSense®	785-795ES
	785-795EST
LMErgoMax™	785-795XSI
LMErgoNorm™	785-795SI



Mini Excess Scaler

- An effective excess remover in extremely tight interdental spaces

LMErgoSense®	784-794ES
	784-794EST
LMErgoMax™	784-794XSI
LMErgoNorm™	784-794SI

CARVERS **MD** **CE**

For shaping of filling material to fit the anatomy of tooth, and for removal of soft excess.



Sharpening of Carvers Maehlum, Nyström I and Cleoid-Discoid with LM-RondoPlus™



1/2 Hollenback

- For proximal and cervical surfaces

LMErgoSense®	741-751ES
	741-751EST
LMErgoMax™	741-751XSI
LMErgoNorm™	741-751SI



Carver Maehlum

- For removal of soft excess from gingival margins (71)
- For anatomical shaping of occlusal surfaces (73)

LMErgoSense®	71-73ES
	71-73EST
LMErgoMax™	71-73XSI
LMErgoNorm™	71-73SI



Hollenback 1S/2S

- Sharper tip-end design of the conventional 1/2 Hollenback instrument for improved shaping of occlusal and incisal anatomy of the teeth

LMErgoSense®	743-753ES
☪	743-753EST
LMErgoMax™	743-753XSI



Plugger - Hollenback 2S

- For shaping and modeling composite, especially on proximal and cervical surfaces

LMErgoSense®	473-753ES
☪	473-753EST
LMErgoMax™	473-753XSI



Carver Nyström I

- For proximal and occlusal surfaces

LMErgoSense®	74-75ES
☪	74-75EST
LMErgoMax™	74-75XSI
LMErgoNorm™	74-75SI



Carver Nyström III

- For interdental spaces, contact surfaces


LMErgoSense®	76-77ES
☪	76-77EST
LMErgoMax™	76-77XSI
LMErgoNorm™	76-77SI



Universal Carver, occlusal-proximal

- For removal of soft excess from gingival margins (71)
- For anatomical shaping of occlusal surfaces (72)

LMErgoSense®	71-72ES
☪	71-72EST
LMErgoMax™	71-72XSI
LMErgoNorm™	71-72SI



Cleoid-Discoid

- For anatomical shaping of occlusal surfaces of small fillings

LMErgoSense®	731-732ES
☪	731-732EST
LMErgoMax™	731-732XSI
LMErgoNorm™	731-732SI

SILICONE CUTTER



Silicone cutter

- For cutting and trimming silicone matrices and silicone impressions
- Blade-like tip for precise and controlled cuts
- Ring-shaped tip for refining impressions

LMErgoSense® 770-780ES

LMErgoSense® 770-780EST

FILLING REMOVER

MD **CE**



Filling Remover

- For the removal of temporary fillings and crowns
- For bridge removal during fitting

LMErgoSense® 764-766ES

LMErgoSense® 764-766EST

LMErgoMax™ 764-766XSI

LMErgoNorm™ 764-766SI

CROWN OFF

MD **CE**



A groove is first burred from the lower edge of the crown up to the occlusal surface. The groove should be so deep that it reaches the cement. The Crown Off working end is placed longitudinally into the groove and turned as if spreading the groove. The blade is turned until the crown loosens and lifts up. The blade stays firmly in the groove and it is easy to control even when lot of force is used.



Crown Off

- Blade double angled with a 45° twist
- Crown removal instrument

LMErgoSense® 767-768ES

LMErgoSense® 767-768EST

LMErgoMax™ 767-768XSI

INSTRUMENT SET

MD **CE**



LM-CompoSet

LMErgoSense® 6657ES

LMErgoMax™ 6657XSI

Includes:


- Mini Spatula
- Plastic instrument, anterior
- Form Condenser
- Packer-Modeller IO
- Mini Excess Scaler
- LM-Servo™ 5 cassette

LM-MULTIHOLDER™ SYSTEM **MD** **CE**

LM-MultiHolder™ instruments and different kinds of replaceable plastic working ends – a real multi-function instrument!

Angle options allow for easy access to even the more complex areas. Optimal combination of steel and plastic: the steel shank is rigid and only the working end will flex, when required.

LM™ INNOVATION



LM-MultiHolder™ PK I

- LMErgoSense®** 750-756ES
- LMErgoSense®** 750-756EST
- LMErgoMax™** 750-756XSI
- LMErgoNorm™** 750-756SI



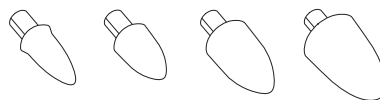
LM-MultiHolder™ PK II

- LMErgoSense®** 752-754ES
- LMErgoSense®** 752-754EST
- LMErgoMax™** 752-754XSI
- LMErgoNorm™** 752-754SI



LM-MultiHolder™ PK III

- See page 51 for LM-Gengiva™
- LMErgoSense®** 752-756ES
- LMErgoSense®** 752-756EST
- LMErgoMax™** 752-756XSI



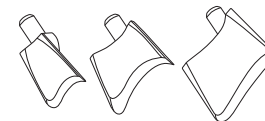
LM-Contact Formers

Transparent tip for making correctly formed and tight approximal contact.

- Suitable for use with all matrices
- Will not stick to composite fillings
- Disposable

Four sizes corresponding to the size of the cavity, circa 60 pcs/package:

7622	XS
7624	S
7626	M
7628	L
7620	Assortment package circa 120 pcs (30 pcs/size)



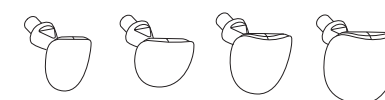
LM-Gingival Retractors (blue)

For establishing optimum working conditions for procedures at the gum line.

- Disposable

Three sizes, circa 60 pcs/package:

7502	S for incisors
7504	M for premolars
7506	XL for molars
7500	Assortment package circa 90 pcs (30 pcs/size)



LM-Cervical Matrices

For making anatomically correct fillings at the gum line.

- Protects from moisture
- Prevents air bubbles
- Disposable

Four models for different size and shape, circa 60 pcs/package:

7602	for incisors
7604	for canines and premolars
7606	for small molars
7608	for large molars
7600	Assortment package circa 120 pcs (30 pcs/size)

LM-MultiHolder™ IntroKit

Introkit contains LM-MultiHolder™ instruments PK I and PK II, LM-MultiLever™ and working end sample package.
(Incl 44 working ends; 4 for each size of each working end type)

- 7555KES
- 7555KXSI
- Separate working end sample package 7555



LM-MultiLever™ 7550

- For the removal of plastic working end

ROOT CANAL EXPLORER



The instrument's long, sharp tips facilitate the location and opening of root canals to provide access for proper preparation instruments.

Important! Only use the instruments for the purpose which they are intended!



Root Canal Explorer

- LMErgoSense®** 27-28ES
- LMErgoSense®** 27-28EST
- LMErgoMax™** 27-28XSI
- LMErgoNorm™** 27-28SI

ROOT CANAL EXCAVATORS



Root canal excavators have longer lower shanks and sharper blade angles than round excavators.

- Extended and correctly angled shanks as well as highly effective blade angles allow for the preparation of all types of pulp cavities
- Effective for the cleaning of pulp chambers and location of root canals as well as the removal of temporary fillings



Handle options:



LMErgoSense®



LMErgoMax™



LMErgoNorm™



Root Canal Excavator, 1.0 mm

- LMErgoSense®** 612-622ES
- LMErgoSense®** 612-622EST
- LMErgoMax™** 612-622XSI
- LMErgoNorm™** 612-622SI



Root Canal Excavator, 1.5 mm

- LMErgoSense®** 632-642ES
- LMErgoSense®** 632-642EST
- LMErgoMax™** 632-642XSI
- LMErgoNorm™** 632-642SI



Root Canal Excavator, 2.0 mm

- LMErgoSense®** 652-662ES
- LMErgoSense®** 652-662EST
- LMErgoMax™** 652-662XSI
- LMErgoNorm™** 652-662SI

ENDO SPREADERS



For the compacting of root canal filling materials during lateral condensation.



Endo Spreader 0.4 mm

- LMErgoSense®** 24ES
- LMErgoSense®** 24EST
- LMErgoMax™** 24XSI



Endo Spreader 0.23 mm

- LMErgoSense®** 22ES
- LMErgoSense®** 22EST
- LMErgoMax™** 22XSI

ENDO PLUGGER

For the vertical plugging of root canal fillings.



Endo Plugger, 0.5–1.0 mm

- LMErgoSense®** 41-42ES
- LMErgoSense®** 41-42EST
- LMErgoMax™** 41-42XSI
- LMErgoNorm™** 41-42SI

SURGICAL HANDLE



LM-ErgoHold™ 3

- Excellent grip with elastic silicone coating
- Precise blade control
- Controlled rotation
- Blade position responsiveness maintained
- Controlled movement through tissue
- Fits all blades with fitment No. 3 (blades 10, 10A, 11, 11K, 11P, 12, 12D, 15, 15C and 15S)

LM-ErgoHold™ 9003

9003T

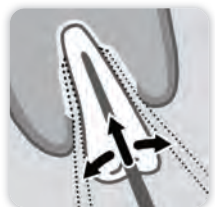
EXTRACTION INSTRUMENTS

LM-LIFTOUT™



Luxating instruments for atraumatic extraction.

LM-LiftOut™ instruments allow tooth extraction to be done as atraumatically as possible. This is important in order to enable rapid healing and future implant placement. The thin tip of the instrument is introduced into the periodontal space and slowly advanced toward the apex of the root while twisting the instrument gently back and forth. LM-LiftOut™ is not suitable for use as an elevator.



STRAIGHT BLADE



LM-LiftOut™ S2

812220
812220T



LM-LiftOut™ S3

812230
812230T



LM-LiftOut™ S4

812240
812240T



LM-LiftOut™ S5

812250
812250T

CURVED BLADE



LM-LiftOut™ C3

812430
812430T



LM-LiftOut™ C4

812440
812440T



LM-LiftOut™ C5

812450
812450T

LM-SLIMLIFT™



Luxating instruments designed for extremely narrow places.

LM-SlimLift™ instruments are especially designed to reach places you cannot go with traditional luxating instruments. It allows tooth extraction to be done as atraumatically as possible. This is important in order to enable rapid healing. The extremely fine tip of the instrument is introduced into the very narrow periodontal space. The instrument is slowly advanced towards the apex of the root while turning the instrument gently back and forth. The LM-SlimLift™ is not suitable for use as an elevator.



STRAIGHT BLADE



LM-SlimLift™ S3

812630
812630T

LM-SlimLift™ S4

812640
812640T

LM-SlimLift™ S5

812650
812650T

CURVED BLADE



LM-SlimLift™ C3

812830
812830T

LM-SlimLift™ C4

812840
812840T

LM-SlimLift™ C5

812850
812850T



The extremely slim design of blade allows for the most atraumatic extractions.

MAINTENANCE



Cassette



810001

LM™ extraction instruments are supplied in a convenient cassette that protects both the instrument and the handler during the maintenance cycle. The cassette keeps the instrument from puncturing the sterilization pouch, so sterility is more likely to be assured.

- The cassette can be color-coded
- The cassette is compatible with LM-ServoMax™ tray



Sharpening stone

818002

Sharpen the extractors occasionally using the round sharpening stone as a simple and quick way to keep them in top condition and always ready to use.

- Suitable for LM-SlimLift™, LM-LiftOut™, LM-TwistOut™ and LM-RootOut™ instruments

LM-TWISTOUT™



Elevators for forceful extraction.

LM-TwistOut™ instruments are suitable for tooth extraction in situations where strong force or torque must be applied.



STRAIGHT
BLADE



3 mm

LM-TwistOut™ S3

- 814230
- 814230T



4 mm

LM-TwistOut™ S4

- 814240
- 814240T



5 mm

LM-TwistOut™ S5

- 814250
- 814250T

CURVED
BLADE



3 mm

LM-TwistOut™ C3

- 814430
- 814430T



4 mm

LM-TwistOut™ C4

- 814440
- 814440T



5 mm

LM-TwistOut™ C5

- 814450
- 814450T

ROOT TIP INSTRUMENTS



Root Tip Pick

- For the removal of root tip
- Suits well in all difficult to reach areas

769-771ES

769-771EST

769-771XSI

LM-RootOut™

- Designed for delicate root teasing procedures
- Not recommended for more substantial root tip removal
- Similar to Heidbrink root tip picks
- Ergonomically designed handle for a good grip

812210

812210T

PERIODONTAL MICROSURGERY

CE MD
0537

The versatile LM™ microsurgical instrument selection is designed for precise and efficient periodontal surgery, supporting minimally invasive techniques, smooth workflow, and improved patient comfort.

IETS

INICIA ELEVA TUNELLA SOLLEVA

TREATMENT PROTOCOL

The selection is developed in cooperation with Dr. Axel Endruhn, whose innovative IETS protocol formed the foundation of the instrument design process.

LM™ microsurgical instrument selection is developed in cooperation with Dr Axel Endruhn.



Prof. Dr. Axel Endruhn
Dentist, international lecturer
Director of +Perio



LM™ Inicia

- Fixed-blade microsurgical knife for intrasulcular incisions, to separate the epithelium and supracrestal gingival connective fibers
- For maintenance of thickness and integrity of marginal tissues
- For separation of the anterior/front part of the papilla during tunneling procedures

LMErgoSense® 171-172ES

« 171-172EST

LM™ Eleva

- Micro-sized periosteal elevator for full-thickness (mucoperiosteal) separation
- For elevation of periosteum
- Especially useful for minimally invasive microsurgery

LMErgoSense® 173-174ES

« 173-174EST

LM™ Tunella

- Small-sized tunneling knife with two different shank angulations for split-thickness (supra - periosteal) dissections
- For split-thickness incisions in gingival and mucosal tissues
- Reduced risk of perforation

LMErgoSense® 175-177ES

« 175-177EST



LM™ Papilla Solleva

- Papilla and periosteal instrument designed to separate and elevate the base of the papilla from the interproximal bone
- Elevation of the papilla without cutting it
- For tunneling of the papilla

LMErgoSense® 181-182ES
 181-182EST



LM™ Papilla Remota

- Periosteal and micro papilla elevator for elevating interdental papilla
- For elevation and coronal displacement of the soft tissue through a remote vertical incision
- Elimination of adhesions and frenulum

LMErgoSense® 179-180ES
 179-180EST



LM™ Coltello

- Microsurgical knife for initial incisions, periosteum elevation, and split-thickness separations
- Elimination of adhesions and frenulum
- Working on areas not accessible with fixed-blade scalpels

LMErgoSense® 187-188ES
 187-188EST



LM™ Orban Redondo

- Microsurgical knife with modified design of the Orban knife for intracrevicular incisions and split-thickness separations
- For precise initial, full- and split-thickness incisions
- Elimination of adhesions and frenulum
- For tissue resections
- For precise cuts in gingivectomies and gingivoplasties

LMErgoSense® 185-186ES
 185-186EST

Introducing **My LM-Activator™**
silicone activator and aligner
for early orthodontic treatment.



Meet My LMActivator™

My LM-Activator™ is a **prefabricated silicone aligner** for growing happy smiles: easy to use, gently supporting healthy and natural growth of the face and jaw. The ideal time for treatment is in early mixed dentition, as research indicates that malocclusions in deciduous dentition tend to become more severe as the dentition develops. By intervening and taking action to correct malocclusions early, the need for further treatment can be significantly reduced and even eliminated.

This appliance is clinically proven with two decades in early orthodontic treatment. LM-Activator™ has been used by at least a million patients around the world for correcting malocclusions and guiding teeth and jaw to a healthy growth. My LM-Activator™ is continuing this story of growing happy smiles.

When the teeth are changing, My LM-Activator™ gently guides the teeth and jaw towards a healthy growth, aligns teeth, activates mandibular growth and expands the arch perimeter in mixed dentition. My LM-Activator™ provides comprehensive three-dimensional occlusion control.

The new My LM-Activator™ product line with its streamlined design and optimized dimensions offers superior wear comfort and improved fit for elevating user-friendliness and patient acceptance. The premium appearance reflects the superior material quality and the safety with no additives used.

What can be treated?

LM-Activator™ has proven to be effective in treatment of typical malocclusions at different dental stages.



Overbite, Deep bite



Overjet



Open bite



Crowding



Anterior crossbite



Angle Class II

LM-Activator™ corrects typical malocclusions like excess Overbite or Deep bite, excess Overjet, Open bite, Crowding, anterior Crossbite and Angle Class II or Class II tendency. Sagittal and vertical relationships can be corrected simultaneously.

Read more about My LM-Activator™
on the website lm-activator.com



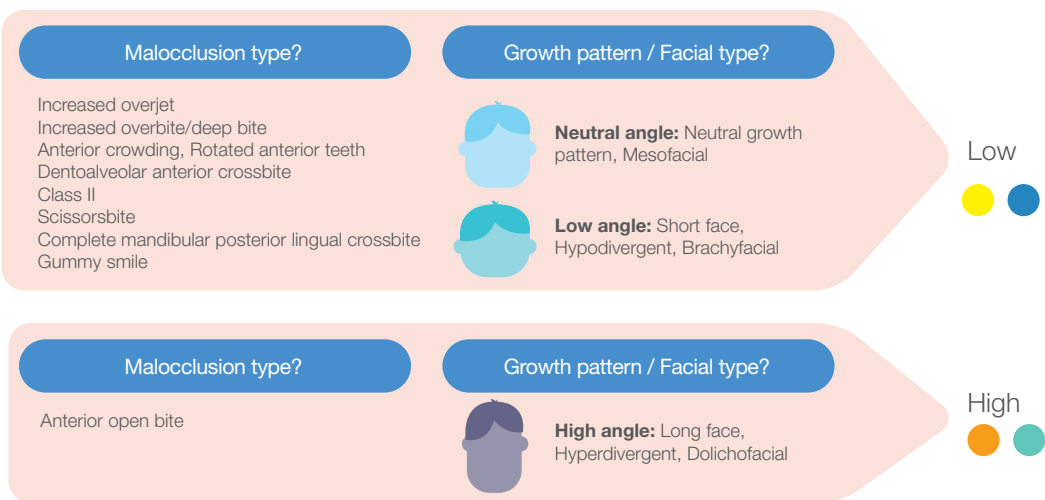
Download
My LM-Activator™
brochure



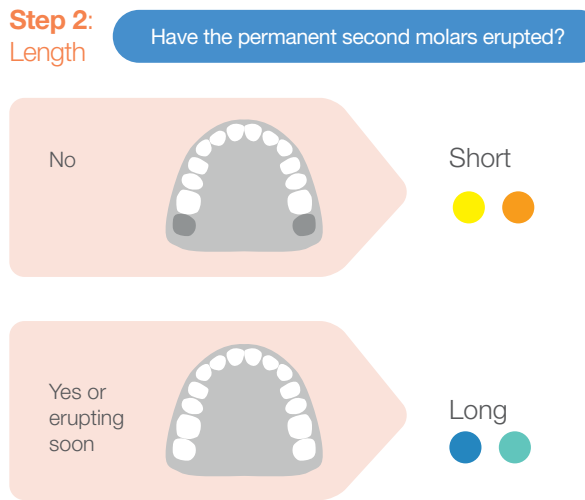
General steps on how to choose the right My LM-Activator™ model

The selection chart below provides some general basic guidelines on choosing the right My LM-Activator™ appliance for the patient. It is solely the responsibility of the treating doctor to evaluate and determine which model is best suitable for the individual patient.

Step 1: Height



Step 2: Length



Model assortment features



Low ● ●
Model with basic appliance thickness is applicable to many different cases.

High ● ●
Model with thicker premolar and molar area. Specifically designed for treating skeletal and dentoalveolar open bite cases.

Short ● ●
Model with a shorter molar section for patients whose second molars have not yet erupted.

Long ● ●
Model with a longer molar section for patients whose second molars have erupted.

Selecting the size with LM-OrthoSizer™

LM-OrthoSizer™ is a tool for aiding the selection of the appropriate LM-Activator™ size. The size is indicative and LM-Activator™ should always be fitted to ensure the correct size. Use the LM-Activator™ 2 OrthoSizer (9402) for My LM-Activator™.



Watch the video:
Selecting the right size and fit of LM-Activator™



Typical malocclusions treated with LM-Activator™

Overjet¹



Before



After 1 year

Deep bite with palatal impingement¹



Before



After 1 year

Single tooth anterior crossbite²

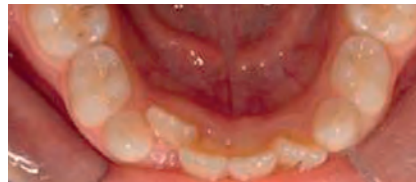


Before



After 15 days

Crowding³



Before



After 1 year

Clinical pictures courtesy of ¹⁾ and ³⁾ Dr. Rita Myrland and Dr. Mari Dubland, University of Tromsø, Norway. ²⁾ Dr. Giocchino Pellegrino, Management of eruption problems with preformed silicone orthodontic devices, Poster presented at 21. Jahrestagung der Deutsche Gesellschaft für Kinderzahnheilkunde 25.09 - 27.09 2014; Freiburg, Germany

My LM-Activator™ product range



Size	Code
35	94435LS
40	94440LS
45	94445LS
50	94450LS
55	94455LS
60	94460LS
65	94465LS
70	94470LS

My LM-Activator™ Low Short

Model with a shorter molar section when the second molars have not yet erupted. Delivered in a yellow box.



Size	Code
40	94440LL
45	94445LL
50	94450LL
55	94455LL
60	94460LL
65	94465LL

My LM-Activator™ Low Long

Model with a longer molar section when the second molars have erupted. Delivered in a blue box.



Size	Code
40	94440HS
45	94445HS
50	94450HS
55	94455HS
60	94460HS
65	94465HS

My LM-Activator™ High Short

Model with a shorter molar section. The High model is thicker in the region of second premolars and molars. It is designed for treating skeletal and dento-alveolar Open bite cases. Delivered in an orange box.



Size	Code
45	94445HL
50	94450HL
55	94455HL
60	94460HL

My LM-Activator™ High Long

Model with a longer molar section. The High model is thicker in the region of second premolars and molars. It is designed for treating skeletal and dento-alveolar Open bite cases. Delivered in a green box.

LM-Trainer™

LM-Trainer™ can be used in deciduous dentition, e.g. before LM-Activator™ treatment. It can also be used in functional education and for habit correction, and in reverse swallowing and mouth breathing, when harmful oral habits risk causing malocclusions.



LM-Trainer™ Small 94100S

- Area for incisors, lip bumper
- Smaller than LM-Trainer™ Medium



LM-Trainer™ Medium 94100T

- Area for incisors and slots for cuspids
- Lip bumper



LM-Trainer™ 2 Medium 94100T2

- Bigger than LM-Trainer™ Medium
- High gloss surface
- Area for incisors and slots for cuspids
- High labial shields and shaped lingual flanges
- Enhanced lip bumper



LM-Trainer™ Braces 94100TB

- Used with brackets and wires
- Brings the mandible forward for Class II correction
- Prevents irritation and wounding of soft tissue
- Lingual channel for tongue guidance
- Lip bumper

Read more on the website
www.lm-activator.com





Mirror Handle, ortho


- Orthodontic mirror handle with Bausch-Verbiest design
- For measuring the sagittal overjet and vertical overbite
- Millimeter scale, total length 25 mm

LMErgoSense®	25-26ES
☞	25-26EST
LMErgoMax™	25-26XSI
LMErgoSense®	28-26ES
☞	28-26EST
LMErgoMax™	28-26XSI



25 has simple stem mirror handle threads are in accordance with international standard M2.5. The mirror shank must have a diameter of 2.5 mm.

28 has cone socket mirror handle threads are in accordance with international standard UNF4-48. The mirror shank must have a diameter of 2.6 mm.



Ligature On-Off SL

- The explorer-like end (17CL) for both application and removal of ligatures. Ligatures can be lined up on the lower shank.
- The forked end (414) is particularly suitable for guiding a ligature ring over e.g. the fourth wing of a bracket.

LMErgoSense®	414-17CLES
☞	414-17CLEST
LMErgoMax™	414-17CLXSI



Plastic Ligature Applicator

- For placement of orthodontic rubber ligatures


LMErgoSense®	416-417ES
☞	416-417EST
LMErgoMax™	416-417XSI
LMErgoNorm™	416-417SI



Archwire Tucker

- For bending the end of an arch wire
- The flattened ball-ends have 1 mm holes, where the wire can easily be placed and turned.
- Long blade fits well even in tight places.

LMErgoSense®	412-413ES
☞	412-413EST
LMErgoMax™	412-413XSI



Ligature Tucker – Scaler U15

- For tucking of ligatures and arch wires (414)
- For removing of cement excesses following the removal of orthodontic appliance (150)

LMErgoSense®	414-150ES
☞	414-150EST
LMErgoMax™	414-150XSI



Ligature Director

- For tucking ligatures and arch wires and for placement of arch wire
- The forked end is particularly suitable for guiding a ligature ring over e.g. the fourth wing of a bracket
- The forked end tip is rotated 90°

LMErgoSense®	411-415ES
☞	411-415EST
LMErgoMax™	411-415XSI



Ligature Tucker

- For tucking of ligatures and arch wires and for placement of arch wire
- The forked end is particularly suitable for guiding a ligature ring over e.g. the fourth wing of a bracket.

LMErgoSense®	414-415ES
☞	414-415EST
LMErgoMax™	414-415XSI
LMErgoNorm™	414-415SI



Regular maintenance of dental hand instruments is the foundation of safe and high quality treatments.

In addition to cleanliness, instrument condition has a significant impact on the end result of a treatment as well as your and your patient's safety. When discussing hand instruments, a critical factor is the instrument blade. Only working with sharp instruments will ensure an optimal treatment result.

LM-RondoPlus™ is a simple and reliable sharpening machine, which is suitable for use with all hand instruments that can be reshaped. LM-RondoPlus™ sharpens all hand instruments easily, quickly and precisely.

Regular sharpening allows you to work with a sharp instrument, which reduces the amount of strain on your hand and enhances safety from one treatment to the next. The service life of a regularly sharpened instrument is also longer than one that is not maintained well.

Watch the step-by-step videos for sharpening with LM-RondoPlus™



LM™ INNOVATION

LMRondoPlus™ sharpening machine

Foot pedal connection

Use of the foot pedal is optional. When the foot pedal is connected, the sharpening stone will only rotate when you press down on the pedal. The rotational direction is still selected with the rocker switch.

360° rotating casing

Sharpening stone

LM-RondoPlus™ comes equipped with a ceramic 400 grit sharpening stone. A finer (600 grit) and a coarser (320 grit) stone are available as spare parts. The stone rotates in two directions. When the stone rotates away from the instrument, the sharpening effect is more delicate. For more sharpening power use a coarser stone that rotates toward the instrument. The direction of rotation is chosen from the rocker switch.

Instrument rest

The instrument rest has two positions. The lower position is for periodontal instruments and the upper position is for preparation instruments. The position is changed by lifting the rest slightly away from the sharpening stone and then up or down. The instrument rest must be as close as possible to the sharpening stone without actually touching it. Screw the control to adjust the distance between the rest and the stone.

Testing sharpness

LM-RondoPlus™ is equipped with LM-Fingo™ sharpness test sticks, which can be mounted on either side of the machine or worn on the finger. Sharpness is easy to test by drawing the instrument lightly in its working position along LM-Fingo™. Sharp instrument will bite into the stick.



Rocker switch (direction control)

EASY SHARPENING

LM-RondoPlus™ is suitable for use with all hand instruments that can be resharpened. Thanks to its simple operation method, learning how to use the machine takes only a few moments.

The ceramic sharpening stone is mounted in a casing, which can rotate 360°. The instrument being sharpened is placed on the instrument rest next to the sharpening stone. The lower rest position is for periodontal instruments while the upper position is for preparation instruments. The hand holding the instrument remains still – the instrument is sharpened by rotating the casing.

With LM-RondoPlus™ the same basic technique is used, whether the instruments to be resharpened are periodontal or preparation instruments, or have convex or straight cutting edges.

LM-RondoPlus™ 8600

Package includes:

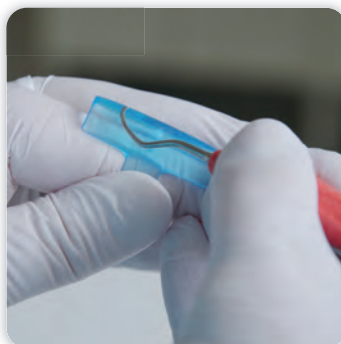
- Sharpening machine
- Foot pedal
- 400 grit sharpening stone
- 2 LM-Fingos™
- 5 emery tapes

Spare Parts

Grinding stone

- 8660 600 grit (white)
- 8640 400 grit, coarser (grey)
- 8632 320 grit, coarsest (black)

- 8630 Foot pedal
- 8550 Emery tapes, 5 pcs
- 8602 LM-Fingo™, 2 pcs
- 8606 LM-Fingo™, 6 pcs



On either side of the LM-RondoPlus™ there are LM-Fingo™ test sticks. Sharpness can be tested both with Fingo mounted on the LM-RondoPlus™ or your finger. The Fingo is made of an acrylic plastic and is sized to fit all users.

Easy to use

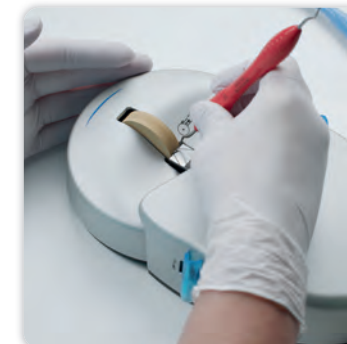

- Simple method - the blade is held in the correct sharpening position and the grinding stone rotates.
- Sharpening one instrument only takes a few seconds.

Versatile

- For both periodontal and preparation instruments.
- For both right or left handed.
- The direction of rotation can be selected.

Accurate and safe

- A dual-position instrument rest: The upper position is for preparation instruments and the lower for periodontal instruments.
- The original blade form is preserved.
- Low rotational speed: the blade will not heat up nor will its temper be affected.





LM™ REPROCESSING RECOMMENDATIONS

To take best care of your premium quality products

DENTAL HAND INSTRUMENT MAINTENANCE WITH CARE

By following LM™ reprocessing recommendations, you can ensure your dental instruments to have both long life and high level performance. To take best care of your high-quality instruments pay attention to the recommendations and ensure that only validated procedures are used for cleaning and sterilization. For the hand instrument maintenance use LM-ServoMax™ tray system and LM-Servo™ cassettes in order to protect the instruments and avoid sharp injuries.

Always follow the regulations by local authorities.

LESS ADMINISTRATIVE CHORES AND MORE TIME FOR PATIENT CARE

LM DTS™ automates traceability, logistics, and aids dental professionals in infection control documentation, streamlining processes and eliminating the necessity for labor-intensive manual tasks.

Implementation of LM DTS™ enhances clinician and clinic manager knowledge that the essential reprocessing of materials and instruments has been done correctly, contributing to the safety of both clinicians and patients.



Scan the QR to read and download LM™ Reprocessing recommendations for hand instruments and accessories



LM-SERVO™ E INSTRUMENT CASSETTES



In LM-Servo™ E cassettes the instrument handles are clearly visible providing RFID tag readability and identification of individual instruments, though the tips are securely covered with safety shields preventing sharp injuries and protecting the blades.

The LM-Servo™ E cassette series is available with built-in LM DTS™ RFID tagging. This option makes E cassettes excellent tool for improving traceability by enabling easy handling and tracking of instruments as sets. Below you find the product codes also for RFID tagged cassettes marked with RFID symbol.

The cassettes can be coded with silicone code buttons (6000 – 6005) and attached to the LM-ServoMax™ with a special lock (6417).

LM-Servo™ 5E

- For five hand instruments
- Cassette is equipped with safety shields of different colors: grey, blue, green and yellow.
- Outer dimensions: 180 x 83 x 26 mm
- Inner dimensions: 174,8 x 78,6 x 21,4 mm




6551 grey
 6551T grey




6552 blue
 6552T blue



6553 green
 6553T green



6554 yellow
 6554T yellow

LM-Servo™ 8E

- For eight hand instruments
- Cassette is equipped with safety shields of different colors: grey, blue, green and yellow.
- Outer dimensions: 180 x 133 x 26 mm
- Inner dimensions: 174,8 x 128,9 x 21,4 mm





6581 grey
 6581T grey




6582 blue
 6582T blue



6583 green
 6583T green



6584 yellow
 6584T yellow

LM-SERVOMAX™ TRAY SYSTEM MD CE

LM ServoMax™

Optimal work flow & rational maintenance

The LM-ServoMax™ tray system organizes and rationalizes the handling of dental instruments and accessories during procedures and maintenance. It facilitates effective infection control and saves time by reducing the handling of individual items. The system also prolongs the lifespan of instruments and enhances personnel safety. Its versatile modules keep all instruments and accessories organized in a single tray and can be adapted to treatment-specific and individual needs.



LM-ServoMax™ tray set
6410

- Includes 1 set of universal trappers and 2 metal clips
- Dimensions: 288 x 185 x 29 mm




LM-ServoMax™ universal trapper, 2 pcs
6416



LM-ServoMax™ metal clips, 2 pcs
6415

- For locking LM-Servo™ 5 or LM-Servo™ 8 instrument cassette on the tray

Rational maintenance with minimal handling.



LM-ServoMax™ standard case
6420



LM-ServoMax™ restoration / endo case
6430

LM-ServoMax™ foam, 20 pcs
6435

- For cleaning the endo files



LM-ServoMax™ ultrasonic tip case
6460

- For 6 ultrasonic tips



LM-ServoMax™ bur endofile case
6450

- For 8 burs and 14 files
- Includes adjustment and measuring scales for files



LM-ServoMax™ syringe holder
6495

- A stand attachable to the LM-ServoMax™ tray to place the anesthetic syringe safely in the needle guard

LM-ServoMax™ tray features a universal design that complies with standard dental tray dimensions. The system modules are made of durable special plastic which tolerates all common cleaning and sterilization methods and agents (max 134°C / 273°F). Modules are sold empty.



LM-ServoMax™ waste cup holder
6490



LM-ServoMax™ instrument rack

- 6471 black
- 6472 orange
- 6473 blue
- 6474 red
- 6475 green

- Color-coded rails for attaching instruments to the LM-ServoMax™ tray
- Length adjustable according to the size of instruments
- Package 2 pcs / color

LM-SERVO™ CASSETTES



In LM-Servo™ cassettes hand instruments are locked securely but rotate freely for optimal cleaning and guaranteed infection control. The cassettes can be coded with silicone code buttons.

The cassettes can be attached to the LM-ServoMax™ tray with metal clips (6415).



LM-Servo™ 5
6650

- For five hand instruments
- Dimensions: 180 x 86 x 28 mm



LM-Servo™ 8
6680

- For eight hand instruments
- Dimensions: 180 x 136 x 28 mm

CODING PRODUCTS

Code buttons

- 6000 blue
- 6001 green
- 6002 orange
- 6003 red
- 6004 yellow
- 6005 brown

- For color-coding the LM-Servo™ and LM-Servo™ E cassettes
- Package 20 pcs / color



Code rings

- 5000 blue
- 5001 green
- 5002 orange
- 5003 red
- 5004 yellow
- 5005 black
- 5006 white
- 5007 brown
- 5008 lavender
- 5009 pink
- 5010 dark grey
- 5011 lime

- For color-coding hand instruments
- Package 50 pcs / color

LM DTS™

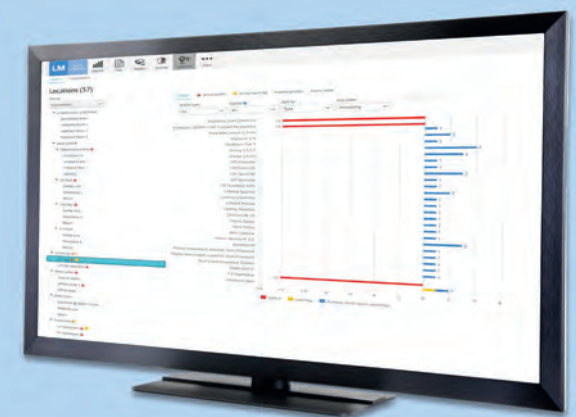
EVERYTHING IN
YOUR CLINIC.
TRACKED.

LM DTS™ is a smart, cloud-based solution that addresses common challenges in asset and material handling and traceability. It effectively manages clinic processes, reuse workflows, and the dispensing and storage of instruments and materials.

Maintain comprehensive control over processes and inventory with tracking. This system lets you know the location of instruments, materials, and other assets, identify who is using them, and determine their stage in the process thereby preventing any misplacement or misuse.

The system enhances efficiency and saves time by digital tracking, reducing the need for manual checks, and supporting compliance documentation. It allows you to turn vital information into actionable insights that make a real difference.

The software featuring a modular design that ensures flexibility and growth possibilities as your needs expand.



FOR ENHANCED EFFICIENCY, SAFETY AND SAVINGS



TRACKING IDENTIFIERS AND TAGGING SOLUTIONS FOR ALL INSTRUMENTS, CASSETTES AND MATERIALS

LM DTS™ connects all instruments, materials, and assets in your clinic - whether they use integrated tags, external tags, or existing identifiers on packages.

The system is compatible across manufacturers, consolidating everything into one platform. This flexibility ensures accurate tracking, efficient inventory management, and streamlined workflows without limiting you to a single technology.



FIND OUT MORE www.dentaltracking.com
Contact: dts.sales@lm-dental.com

DISCOVER THE BENEFITS OF OUR CLOUD-BASED PRODUCT MODULES

Asset and Process Management Module

Centralized tracking of asset usage and availability

Track, record, and secure assets

Monitor process

Decentralized dispensing

Identify users for full traceability

Analyze performance

Allocate costs

Inventory Management Module

Seamless inventory management that tracks, optimizes and alerts when needed

Track and record stock

Forecast demand

Monitor expiry dates

Organize warehouse

Know your stock value

Allocate costs

LM Dental™

 LM-Instruments Oy

Norrbyn rantatie 8 | FI-21600 Parainen | Finland

Tel. +358 2 4546 400

info@lm-dental.com | www.lm-dental.com

Exclusively distributed by Curion



2571 Smith Street Richmond, BC., V6X 2J1 Canada

EN: 1.800.667.8811 | FR: 1.800.211.1200

curion.ca | wecare@curion.ca

Making dental care safe, efficient and pleasant.