

Q700M^{HD}

Bariatric Powerchair



Q Series
Bariatric
Powerchair



Q700 M HD

Enjoy the ultimate driving experience with the Q700 M HD, QUICKIE's most advanced mid-wheel drive powered wheelchair! Featuring **unique HD suspension**, advanced **SEDEO PRO HD** biomechanical seating system and innovative controls.



Scan the QR code with your phone's camera and book your free test-drive today.

The QUICKIE logo, featuring a stylized orange and red swoosh above the word "QUICKIE" in a bold, black, sans-serif font. The logo is located on the backrest of the wheelchair, which is visible in the foreground.

MID-WHEEL PERFORMANCE, EVOLVED FOR HD.

Discover the ultimate driving experience with the striking Q700 M HD, the high-performance bariatric power wheelchair with superior style and manoeuvrability.

Boasting unique HD suspension for a super-smooth ride, enjoy an intuitive driving experience with a mid-wheel drive base loaded with the latest technology to keep you safely on-track.

With a seat width up to 28" and a max user weight of 250kg, enjoy comfort as standard with the amazing SEDEO PRO HD seating, the biomechanical seating system that mirrors your body's natural position for an ideal seated position at all times.



PREMIUM BASE TECHNOLOGY.

The Q700M base technology was designed for off-road use and offers proven quality since 2017. Through re-engineering this base, we have created the ultimate high performance, high durability, outdoor powerchair for HD users.



MWD TECHNOLOGY

Offering the same manoeuvrability as our renowned Q500M range, you have greater control along with a turning circle of just 1260mm.



R-NET ADVANCED JOYSTICK

Upgrade your on-board technology with this large, easy-to-read HD display and simple to use paddle switches. Its built-in Bluetooth and i-device technology also allows you to connect to your smart devices all from the comfort of your Q700 M HD.



18 mile

RANGE

Powered by punchy **80 Ah batteries**, you'll get everywhere you want to go without worrying about performance for HD use. Also available with 60 Ah.



UNIQUE HD SUSPENSION

With weight sitting forwards, front castors can struggle to articulate leading to poor ramp transitions as well as increased pitching. Our unique suspension with anti-pitch gas strut locking technology locks all wheels and suspension out when it is not engaged, reducing the ability for the chair to pitch forward, ensuring the user is kept stable and upright.

POWERFUL MOTORS

Enjoy power and speed at your fingertips with the 4-pole high torque motors. With a choice between 6 or 8 kph top speed, the Q700 M HD will keep up with any challenge.



A POWERED-UP POWERCHAIR

The Q700 M HD doesn't just have **BIG** chair performance, it's also loaded with **BIG** features to meet your clinical and lifestyle needs. Plus, power seat options are accessible at a touch of a button thanks to **QUICKIE's** patented assignable buttons!



SEDEO PRO HD UPHOLSTERY

The SEDEO PRO HD offers an excellent choice of options to create the perfect fit without sacrificing comfort. Select between a variety of armrests, legrests, headrests, seat and back cushions - including the JAY J3 Back, JAY Balance and J2 Plus cushions.



POWERED CLINICAL OPTIONS

Don't be limited when it comes to powered options. The Q700 M HD offers 50 degrees of tilt rated to **250kg** and 30 degree tilt with 30 degree powered recline.



FOOTREST OPTIONS

Available with traditional 70° swing-away legrest, upgrade to manual or power elevating to get the most optimal positioning and comfort. Alternatively, the **90-180°** elevating centre-mount (also available as manual or power) minimises the space at the front of your chair, so you can get closer to everyday objects like tables. There's even an option to lower the footplate to the floor to help with transfers.

MULTI-ADJUSTABLE ARMRESTS

This height, width and angle-adjustable armrest can wrap around you, providing greater positioning possibilities whilst keeping your Q700 M HD's width as compact as possible. The (optional) stabiliser bar also helps to prevent downward flexing that may sometimes happen during day-to-day use.



BUILT FOR OUTDOORS. AT HOME INDOORS.

Turning on its own axis, enjoy intuitive driving and excellent manoeuvrability in tight compact spaces with the Q700 M HD's narrow (622 mm) base and a 1100 mm turning circle. You can also easily fit under tables and access Wheelchair Adaptive Vehicles (WAVs) with a low seat height from just 415 mm.



1120 mm

TURNING CIRCLE

Thanks to its mid-wheel drive technology, the drive wheel on the Q700 M HD is positioned directly underneath your seated position (so there's more weight on the drive wheel)

1070 mm

BASE LENGTH


SEDEO PRO, THE BEST SEAT IN THE HOUSE.

Reinforced seating with an extended SEDEO seat plate, reinforcement struts, arm and leg rests. The Q700 M HD offers a maximum user weight of 250kg.



SEDEO PRO FLEXIBLE BACK

Don't sacrifice comfort to sit upright. Unlike solid backs, this back wraps around and contours to your spine's shape to provide complete contact, comfort, and stability. Because it wraps around you, the integrated laterals hug your sides, causing the foam to mould to your anatomical curves and keeps your trunk stable and aligned. It's so immersive, even moderate-to-severe kyphotic postures or spinal can be accommodated.



BARIATRIC SEATING

Seat widths of 500mm (20") up to 566mm (26") with an additional 50mm (2") armrest.

Seat depth available from 460mm (18") up to 560mm (22")



A close-up, low-angle shot of a wheelchair's motor and rear wheel. The motor is black with a prominent neon green stripe. The rear wheel is black with a neon green inlay around the rim. The tire has a complex tread pattern with many small holes. The background is dark and out of focus.


DISTINGUISHED STYLE

With the Q700 M HD, we've taken style to the next level. With a matt-black chassis finish, hidden wiring and components combined with sharp-tailored upholstery, it's a sleek and contemporary design.


FANCY A CHANGE?

The Q700 M HD also comes with a choice of 7 (SEDEO PRO) contemporary colour inlays to perfectly complement its striking matt-black bodywork. Simply replace the colour inlays. Styling your powered wheelchair has never been so simple.


ACCENT COLOURS




WHITE




SILVER




GREEN



BLACK



YELLOW



RED



BLUE

TECHNICAL DATA

Seat width	500 - 710 mm
Seat depth	460 - 560 mm
Seat height	410 - 490 mm
Back height	460 - 510 mm
Lower leg length	305 - 460 mm
Power tilt	0 - 50°
Total width	620 mm
Total length (with centre-mount)	1070mm
Turning circle	1120 mm
Maximum safe slope	6°
Maximum kerb climbing	75 mm
Maximum range (ISO 7176-4)	25 km
Product weight (with 50 Ah batteries)	145 kg
Maximum user weight	HD 205kg / HD+ 250kg
Drive wheels	14"
Castor wheels	6"
Maximum speed	10 kph
Battery size	60 / 80 ah
Electronics	VR2 / R-Net
Crash tested	Yes - approved for forward facing transport in a vehicle (ISO 7176-19). Attachment: 6 chair fixing points with 2 double straps rear and 4 single straps front. No anchored belt restraints allowed. The ease of access and manoeuvrability in vehicles depends on the wheelchair size.
Transport without user	Fix the wheelchair safe in the vehicle (e.g. car or plane).
Intended use and environment	For people with limited mobility, indoor and outdoor use. Wheelchair type class B.

Now that you've read all about the
QUICKIE Q700 M HD, why not arrange a free
demonstration and experience it for yourself?



Scan the QR code with your phone's camera
and book your free test-drive today.

Sunrise Medical cares about your safety. Please read your owner's manual for safe operating instructions and maintenance guidelines.

In line with our policy of continual product improvement, Sunrise Medical reserves the right to make changes at any time, and without notice. For the latest information, please visit www.sunrisemedical.co.uk

If you are visually impaired, this document can be viewed in PDF format at www.sunrisemedical.co.uk



/SunriseMedical



Sunrise Medical Limited
Thorns Road, Brierley Hill, West Midlands, DY5 2LD
Tel.: +44 (0) 845 605 66 88
Fax: +44 (0) 845 605 66 89
E-Mail: enquires@sunmed.co.uk
www.sunrisemedical.co.uk