

**Product Codes:**

- 01558 - Pebble Spa Couch

**Standard Equipment:**

- Electric lift with foot control
- Gaslift assisted adjustable backrest
- Adjustable feet
- Face hole with infill

**Optional Equipment:**

- 01816 - Couch Knee Roll

**Electrics:**

- 240 volt operation
- 65 watts

**Finish:**

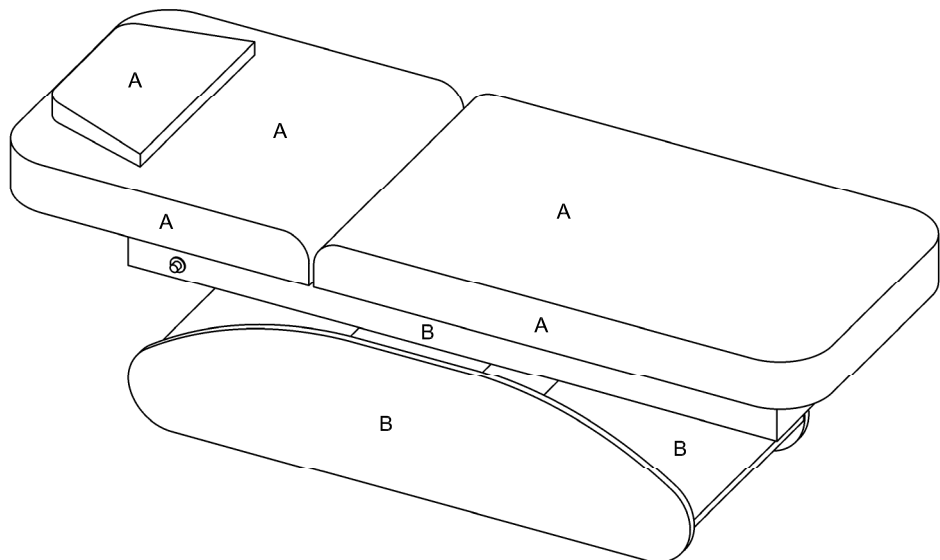

- Any REM standard Laminate & Fabric

**Features:**

- Motorised Height adjustment
- Gaslift assisted backrest
- Any REM standard Laminate & Fabric



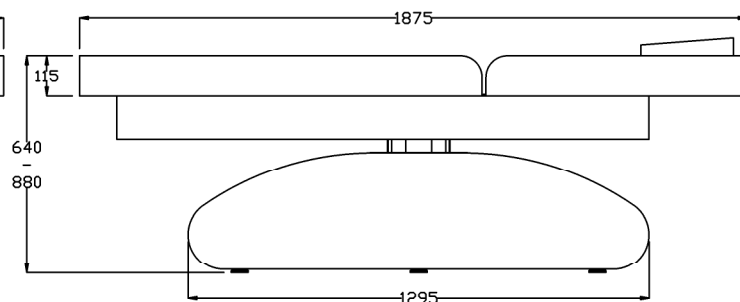
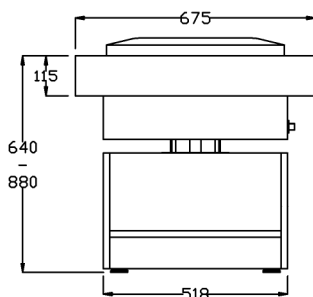
NOTE: REM recommend the use of couch covers to protect upholstery on all beauty couches



A = Fabric  
B = Laminate

Couch Options:  
03955 Embroidery Large

Optional extras must be clearly detailed at time of order.

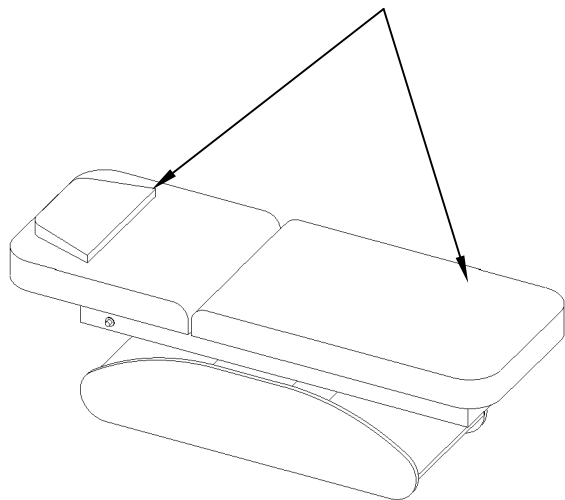


\*NOTE: sizes may vary slightly from shown

REM declines all responsibility for any injury to persons or damage to property caused by faulty installation or assembly carried out by non-qualified persons.

NOTE: These are recommended fitting instructions. Please discuss our recommendations with a qualified furniture fitter.

**WARNING: NEVER SIT DIRECTLY ON HEAD OR FOOT TILT AREAS WHEN RAISED**



#### The Product:

The Pebble Spa Couch should be delivered well packaged, please unpack with care avoiding cuts to upholstery etc. (the use of Stanley knives or similar are not recommended). Check that the product appears in good order and that the specification meets your original requirements

NOTE: when opened the upper upholstered sections may have visible surface indentations. These are caused by transportation and packaging and will disappear within a few days.

#### Warning:

This unit is designed primarily for the Beauty sector, although there are many other areas where it may be used both safely and to good effect. However, should you have any doubts regarding its suitability, or any relevant safety aspects, do not hesitate to contact your supplier. The product has undergone technical examination as well as thorough testing and data supplied within the contents of this leaflet and on the rating plate on the bed, meets with legislative standards expected of a product of this nature. Do not make any repairs without the assistance of a qualified engineer and do not reach into the framework of the unit whilst in motion. Keep children and pets well away when in use and ensure that relevant personnel have been trained in the use of this equipment and are aware of the warnings in these instructions.

#### Operating Instructions:

Check that the voltage shown on the rating plate of your bed matches that of your supply. If in doubt, consult your local electrical contractor, or REM direct before proceeding further. A suitable 3-pin plug, fused at 5 amps, is supplied, and care should be taken to ensure the equipment is positioned so that the plug is accessible at all times.

Always ensure that any replacement fuse has a similar rating. In the event that the supply lead becomes damaged, an authorised service engineer or local electrical contractor should be contacted.

You will note from your rating plate (see symbol - square in a square) that your equipment is also a Class II appliance which has no provision (or requirement) for protective earthing. The plug may then be connected via a suitable 3-pin socket, and switched on at the socket, where necessary.

#### **OPERATION:**

**Height: A foot control unit comprising 2 control buttons is used to adjust the couch height as required. TAKE CARE NOT TO PLACE THE FOOT CONTROL IN AN AREA THAT COULD CAUSE A TRIP HAZARD.**

**Backrest Recline: Remove weight from backrest and press backrest button in order to move to raised position. Apply force to backrest and press backrest button in order for backrest to return to its horizontal position. WARNING, ENSURE BACKREST DOES NOT DROP SUDDENLY BY NOT LEANING BACK WITH FULL FORCE.**

#### WARNINGS:

- Ensure children are kept clear of couch while in use.
- Ensure couch is lowered to base position before mounting / dismantling.
- Ensure when moving the couch that the headrest is in its lowest position and that fingers are kept well clear of moving parts.
- Please ensure the headrest is securely in place before the client reclines on the couch. Do not sit on the head section whilst in an elevated position.
- 200kg maximum recommended working weight

**WARNING: The bed itself will raise persons approaching 200KG, however, THE FOOT OR HEAD AREAS SHOULD NEVER BE SAT ON AND ARE NOT DESIGNED TO WITHSTAND THE FULL WEIGHT OF ANY INDIVIDUAL.**

#### Cleaning:

- Upholstery: Regular cleaning with a damp soapy cloth and a clean water rinse is sufficient. A soft brush may be used where there are any stubborn marks to be removed. **DO NOT USE WAX, POLISHES, SOLVENT CLEANERS, BLEACHES OR SYNTHETIC DETERGENTS.**
- Laminate: Soapy cloth and a clean water rinse is sufficient. However, in heavily marked areas an appropriate household cream cleaning agent may be used.
- Metalwork: Painted parts may be cleaned in a similar manner to the upholstery. A non-scouring cleanser (Gel) may be used where necessary. An appropriate domestic metal polish is quite suitable for any Chromed or Zinc Plated items.

#### Guarantee:

REM motorised beauty couches are manufactured and tested to a high standard. Should a fault develop within TWELVE MONTHS from the date of purchase, REM will undertake to effect any necessary repairs which may include parts and labour without charge. Your enquires may be processed through the distributor from whom you purchased the equipment, or directly through REM. Transit damage must be reported directly to REM within 3 working days of receipt of goods.

N.B. The terms of this Guarantee do not affect your Statutory Rights.

#### Data:

The following data is shown on the rating plate of your unit. It is listed here again for information purposes.

Serial No:

Voltage 230 ac

Model No:

Input 65 Watts

#### Environmental Protection:

The crossed-out wheeled bin symbol which you will find on the 'Rating Plate' attached to your product, or appearing in the Assembly / Operating Instructions, signifies an obligation by you as purchaser or owner, to dispose of the equipment in accordance with European Directive 2002/96/EC. This is a statutory instrument commonly known as the 'WEEE Regulations', which effectively requires you to carry out disposals of all Electrical and Electronic Equipment separately from your usual waste facilities. Specialist waste controls, designated by the Government (or Local Authorities), are to be made available to prevent potentially harmful substances affecting the environment and causing a possible human/animal health risk.

More detailed information is available from your local Environmental Health Office, Local Authority Waste Disposal Service, or the sales point from which the product was originally purchased.

## **Looking after the upholstery:**

For health and safety reasons, all REM couches need to be used with a protective cover or couch role.

To begin with, make sure you use good-quality sheets. Ideally, your sheets will be made of brushed cotton - not only is it comfortable for your client, but brushed cotton is durable, washable, and should prevent massage oil and natural body oils from seeping into the leather or vinyl upholstery.

Always make sure you use fitted sheets on your massage table. This ensures that massage oil and body oils do not come into direct contact with the upholstery. The fibres in leather and vinyl begin to degrade when in regular contact with oil, which can shorten the life of your massage table significantly.

If you are using sharp objects during your practice, such as acupuncture needles, make sure you have a protective layer over the table. Lay a towel or blanket beneath your fitted sheet to prevent any scratching or puncturing of the upholstery.

Finally, avoid cleaning your massage table with heavy-duty industrial cleaners. These will wear the upholstery out with their heavy chemical load (and you're better off not touching them either!).

These heavy cleaning agents will harden the upholstery, and can cause cracking and wrinkling. Wash your massage table with warm water and a mild soap, then wipe it off with soap-free warm water and pat it dry OR EVEN BETTER USE REMSAN.

## **REM will not be responsible for fabric cracking due to cleaning with non REM cleaners.**

### **Heat Blankets:**

REM fabrics have not been tested for repeated heat cycles - the use of heat blankets along with oils may result in damage to the vinyl's including discolouring, hardening of upholstery, cracking and wrinkling.

REM do not recommend any particular products, this is up to the customers discretion - Any damage caused is not covered by the REM warranty.



To adjust the backrest section please follow the instructions below, note - couch layout will vary depending on model ordered.



Step 1 - Raise head section to gain access to gas stem and cable.

Step 2 - Check steel cable is secured through bracket hook.

Step 3 - Tighten / loosen small nuts to base of cable to adjust as needed.



Step 4 - Locate backrest lever / button.

Step 5 - Tighten / loosen small nuts to base of cable to adjust as needed.

Step 6 - Once adjustments have been made, carefully check couch & mechanism is suitable for use before operating.

**Fabrics:**  
DECLARATION OF CONFORMITY OF CERTAIN FIRE RETARDANCY STANDARDS.

BS 7176 is the British Standard which specifies the requirements for the resistance to ignition of upholstered furniture manufactured for seating or similar usage, but excluding use on domestic furniture or transport seating. Tests have been carried out on all REM products and fabrics in accordance with BS EN 1021-1: 2006 and BS EN 1021-2: 2006 which satisfy the performance requirements of Low Hazard Category of BS 7176 (resistance to ignition sources: Smouldering Cigarette and Match Flame Equivalent).

Typical examples of furniture that are required to meet the Low Hazard Category are Schools, Colleges, Offices, and Day Centres.

All of the cloths the REM swatch are available on the majority of REM products and meet the Medium Hazard Category (Public Buildings, Restaurants, Hotel Bedrooms, Hospitals etc) of BS 7176 which is similar to the above but also includes the Ignition Source 5 test of BS 5852: 2006.

It should be noted also, that whilst the test levels for the various hazard categories are set after careful consideration of the particular end-user environments involved, they are not intended to reflect the behaviour of the upholstery in a fully developed fire. A label is available for use on items produced in accordance with this standard, although there is no legal requirement to attach said label. These can be supplied on request at the time of ordering (printed to suit Low and Medium Hazard Only).

All products are subject to availability. REM reserves the right, without further notice, to alter the material specification of our products, if necessary to provide the highest levels of product quality.

**Laminate:**

Each laminate shown in the REM swatch has been carefully selected from the Polyrey, Wilsonart & Egger Quality Collections of high pressure laminates (HPL). They can all be postformed (with the exception of Alu Brosse), and are suitable for commercial use. Please note that Matt Black has a tendency to fine scratching and finger marks when applied to horizontal working surfaces.

REM has made every effort to ensure that the Laminates presented in our swatch book are as the original. All products are subject to availability. REM reserves the right, without further notice, to alter the material specification of our products, if necessary to provide the highest levels of product quality.

Please ensure that you discuss any queries with our technical staff. For more colour ideas visit [www.rem.co.uk](http://www.rem.co.uk).

**NOTE**

REM declines all responsibility for any injury to persons or damage to property caused by installation or assembly that has not been carried out in compliance with the general warnings, and the installation instructions of the pole/base and/or wall arm. REM declines all responsibility for any injury to persons or damage to property caused by installation or assembly carried out by non-qualified persons. REM declines all responsibility for injury or damage resulting from the unsuitability of the wall for the wall hood processor and arm only.

**Environmental Protection**



The crossed-out wheeled bin symbol which you will find on the Rating Plate attached to your product, or appearing in the Assembly / Operating Instructions, signifies an obligation by you as purchaser or owner, to dispose of the equipment in accordance with the European Directive 2002/96/EC. This is a statutory instrument commonly known as the 'WEEE Regulations', which effectively requires you to carry out disposals of all Electrical and Electronic Equipment separately from your usual waste facilities. Specialist waste controls, designated by the Government (or Local Authorities) are to be made available to prevent potentially harmful substances affecting the environment and causing a possible human/animal health risk.

More detailed information is available from your local Environmental Health Office, Local Authority Waste Disposal Service, or the sales point from which the product was originally purchased.

REM's Producer Registration Number is **WEE/BJ0066TW**

**Manufacturer: REM (UK) Limited**

**EU Authorised Representative: Comply Express Unipessoal Limitada, StartUp Madeira, EV141, Campus da Penteada, 9020 105 Funchal, Portugal**

**Guarantee**

**What this Warranty Covers**

This warranty covers any product defects arising from faulty materials or workmanship; or defects arising from direct delivery transport damage. It is important to note that damages must be reported within 72 hours and are only covered for the address on the REM delivery note. Any issues relating to incorrect specification or missing components must be reported within 28 days from delivery.

**What this Warranty Does Not Cover**

Any problems arising from damage caused by misuse, failure to install correctly, damage caused during 3rd party transportation and storage, or fair wear and tear. (Goods delivered by the wholesaler or courier arranged by the wholesaler or end user will be classed as 3rd party transportation.)

**What is the period of this Warranty?**

This Warranty extends for a period of three years from date of purchase. Customers must retain their receipt from the supplying REM Distributor as proof of purchase. Any wholesaler stock items will be covered for three years, where applicable, from date of purchase from the wholesaler but exclude transport damage.

**What we will do to correct problems**

REM will, at its discretion, repair or replace defective products. During the first year of ownership for UK Mainland customers only, REM will supply and, at its discretion, fit replacement parts or products. In years 2 and 3 for UK Mainland customers and for years 1, 2 and 3 for all customers outside UK Mainland, REM will supply replacement parts or products at its cost.

**What we will not do**

REM will not be responsible for any associated costs of refitting or reinstalling any products which have been replaced nor will it be responsible for any costs incurred arising from the non-availability of its products awaiting repair or replacement.

**How do you get service?**

Should any problems arise with your REM product please use the REM Support Link which is found at <http://www.remsupport.co.uk/>.

**How does this affect my statutory rights?**

This three year warranty in no way affects your statutory rights and is intended as an additional safeguard and benefit for buying and using REM products.

**Notable Exceptions to the warranty**

1. Apollo, Apollo Lux, Blush and Studio Trolleys are covered by 12 month warranty only.
2. Any repairs carried out by REM personnel or accredited REM engineers have a 3 month guarantee.

**Other Exceptions to the warranty**

1. Upholstered seats are covered by a 3 year warranty except for where cloth gathers or stretches under use.
2. Dryer Pole Wing Nuts are considered a wearable part and not covered by warranty.
3. Hoses for REM washpoints are considered a wearable part and not covered by warranty.
4. Handsets for REM electric couches are only covered by warranty for the first 12 months.
5. Stained Upholstery due to hair dye and other products are not covered by warranty.
6. Stained Upholstery due to denim or similar are not covered by warranty.
7. Stained work surfaces due to nail varnish and similar products are not covered by warranty.
8. Damaged glass components or mirrors are not covered under warranty unless the damage occurred during delivery and reported within 72 hours.
9. Ceramic / Steel Basins are not covered for any cosmetic damage or any marks caused by equipment / jewellery / misuse.
10. Visors on REM Hood Dryer are covered by warranty for transit damage only.
11. Any items damaged in transit are only covered by warranty if delivered on REM vehicles or REM appointed subcontractors. Any items collected from REM by customers or where collection has been arranged by customers are not covered for any transit damage.
12. Any items purchased from REM Reconditioned stock, invoiced on a code beginning with 3045 are not covered by warranty.
13. Any items purchased from Ebay or similar are not covered by warranty.

**REM Returns Policy**

- All defects arising from faulty materials or poor workmanship; or defects arising from transport damage will be returned to REM at no cost to the customer.
- Where REM agree to replace a product, the replacement item will be charged to the customer's account. The returned unit will be credited in full once it has been received back at REM. In cases where the reported fault cannot be found, no credit will be authorised.
- Unwanted goods, or items not meeting customer requirements; which are free from the defects listed above, un-used, and in its original packaging will be considered for credit by a duly appointed representative of REM. A minimum charge of £60 will apply and will be communicated before the returns order is processed.
- Items manufactured to the specific requirements of the customer (such as made-to-order furniture and upholstery; and bespoke furniture) are non-returnable. If the item is faulty it will be replaced or repaired at REM's cost, as per our terms and conditions.
- REM will attempt collection of an arranged return a maximum of two times at which point the customer/wholesaler will have to arrange their own transportation for the goods to be sent back to REM or the returns note will be cancelled and any charges on the note will be applied to the account.

Please ensure that you discuss any queries with our technical staff:

[www.rem.co.uk](http://www.rem.co.uk) [sales@rem.co.uk](mailto:sales@rem.co.uk) [customerservice@rem.co.uk](mailto:customerservice@rem.co.uk) +44(0) 1282 619 917 ©REM UK Limited