

ALLUX DINING

Design: Vincent Cantaert & Barbara Widiningtias



ALLUX

Design: Vincent Cantaert & Barbara Widiningtias



MZ002 ALLUX CARVER CHAIR

W	21.5"	54 cm	NW	11 lb	5 kg
D	25.5"	65 cm	GW	20 lb	9 kg
H	32.5"	83 cm	VOL	0.35 m3	
SH	18.5"	46 cm	PU	1 / box	
AH	25"	64 cm			

FRAME
POWDER COATING COLORS
CATEGORY A - SAND
Matt (Gloss 15%) / Sand Textured
Application: Aluminum





CATEGORY B - GLOSS
Gloss 55% / Smooth
Application: Aluminum



CATEGORY C - HIGH GLOSS
Gloss 85%-90% / Smooth
Application: Aluminum



SLING
BATYLINE SLING
CATEGORY K - STANDARD
Application: Mesh / Sling
CATEGORY L - ABSTRACT



CATEGORY M - HEMP



ALLUX

Design: Vincent Cantaert & Barbara Widiningtias



MZ159 ALLUX STACKABLE ARMCHAIR

W	25"	63 cm	NW	11 lb	5 kg
D	25.5"	65 cm	GW	15 lb	7 kg
H	32.5"	83 cm	VOL	0.13 m ³	
SH	18.5"	47 cm	PU	4 / box	
AH	25"	64 cm			

FRAME
POWDER COATING COLORS
CATEGORY A - SAND
Matt (Gloss 15%) / Sand Textured
Application: Aluminum



CATEGORY B - GLOSS
Gloss 55% / Smooth
Application: Aluminum



CATEGORY C - HIGH GLOSS
Gloss 85%-90% / Smooth
Application: Aluminum



SLING
BATYLINE SLING
CATEGORY K - STANDARD
Application: Mesh / Sling CATEGORY L - ABSTRACT



ALLUX

Design: Vincent Cantaert & Barbara Widiningtias



MZ162 ALLUX CARVER SIDE CHAIR

W	21.5"	54 cm	NW	11 lb	5 kg
D	25.5"	65 cm	GW	20 lb	9 kg
H	32.5"	83 cm	VOL	0.35 m ³	
SH	18.5"	46 cm	PU	1 / box	

FRAME
POWDER COATING COLORS
CATEGORY A - SAND
Matt (Gloss 15%) / Sand Textured
Application: Aluminum



WHITE
F03



BLACK
F05



TAUPE
F07



ANTHRACITE
F09

CATEGORY B - GLOSS
Gloss 55% / Smooth
Application: Aluminum



URBAN
WHITE
F35



INK
BLACK
F04



ORANGE
CORAL
F51

CATEGORY C - HIGH GLOSS
Gloss 85%-90% / Smooth
Application: Aluminum



WHITE
HIGH GLOSS
F02

SLING
BATYLINE SLING
CATEGORY K - STANDARD
Application: Mesh / Sling



WHITE
S01



GREY
S02



LIGHT
TAUPE
S03



DARK
TAUPE
S04



BLACK
S05



SILVER
S06



PURPLE
S07



LIME
S08



ARUBA
S09



ORANGE
S10



SASSY
GREEN
S28

CATEGORY L - ABSTRACT



GEM CREAM
S17



GEM BLUE
S15



GEM TAUPE
S16

CATEGORY M - HEMP



HEMP
S13

ALLUX

Design: Vincent Cantaert & Barbara Widiningtias

ALLUX DINING TABLE : HPL



FRAME
POWDER COATING COLORS
CATEGORY A - SAND
Matt (Gloss 15%) / Sand textured
Application : Aluminum



WHITE
F03



BLACK
F05



TAUPE
F07



ANTHRACITE
F09

CATEGORY B - GLOSS
Gloss 55% / Smooth
Application : Aluminum



URBAN
WHITE
F35



INK BLACK
F04



ORANGE
CORAL
F51

CATEGORY C - HIGH GLOSS
Gloss 85%-90% / Smooth
Application : Aluminum



WHITE
HIGH GLOSS
F02

TOP
High Pressure
Laminate (HPL)



SANDSTONE
T36



ALPES
WHITE
T38



SLATE
T37



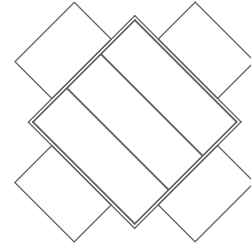
SCRATCHED
GREY
T39



LATERITE
T52



WHEELCHAIR ACCESSIBLE

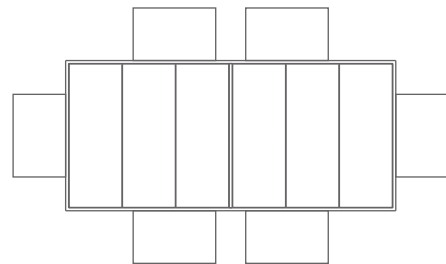


MZ418

ALLUX DINING TABLE 39.5" x 39.5" / 100 cm x 100 cm

L	39.5"	100 cm	NW	57 lb	26 kg
W	39.5"	100 cm	GW	71 lb	32 kg
H	30"	76 cm	VOL	0.13 m ³	
CH	27"	69 cm	PU	1 / box	

ASSEMBLY MANUAL AND TOOLS PROVIDED.
UNPACKING AND ASSEMBLY WILL REQUIRE
A MINIMUM OF 2 PEOPLE.

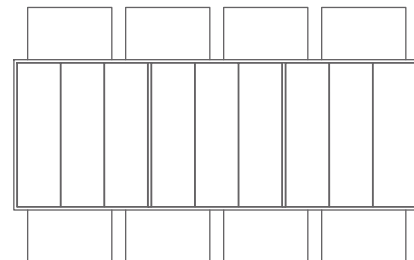


MZ432

ALLUX DINING TABLE 86.5" x 39.5" / 220 cm x 100 cm

L	86.5"	220 cm	NW	117 lb	53 kg
W	39.5"	100 cm	GW	146 lb	66 kg
H	30"	76 cm	VOL	0.28 m ³	
CH	27"	69 cm	PU	1 / box	

ASSEMBLY MANUAL AND TOOLS PROVIDED.
UNPACKING AND ASSEMBLY WILL REQUIRE
A MINIMUM OF 2 PEOPLE.



MZ433

ALLUX DINING TABLE 106.5" x 39.5" / 270 cm x 100 cm

L	106.5"	270 cm	NW	152 lb	69 kg
W	39.5"	100 cm	GW	190 lb	86 kg
H	30"	76 cm	VOL	0.34 m ³	
CH	27"	69 cm	PU	1 / box	

ASSEMBLY MANUAL AND TOOLS PROVIDED.
UNPACKING AND ASSEMBLY WILL REQUIRE
A MINIMUM OF 2 PEOPLE.

ALLUX

Design: Vincent Cantaert & Barbara Widiningtias

ALLUX DINING TABLE : SMOOTH SANDED - ABSTRACT SLATS



FRAME
POWDER COATING COLORS
CATEGORY A - SAND
Matt (Gloss 15%) / Sand textured
Application : Aluminum



WHITE
F03



BLACK
F05



TAUPE
F07



ANTHRACITE
F09

CATEGORY B - GLOSS
Gloss 55% / Smooth
Application : Aluminum



URBAN
WHITE
F35



INK BLACK
F04



ORANGE
CORAL
F51

CATEGORY C - HIGH GLOSS
Gloss 85%-90% / Smooth
Application : Aluminum



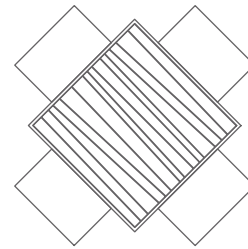
WHITE
HIGH GLOSS
F02

TOP
Teak



PLANTATION TEAK
SMOOTH SANDED
T22

USA: All MAMAGREEN teak furniture is treated with a "teak shield" protective layer
ROW: Teak furniture is untreated

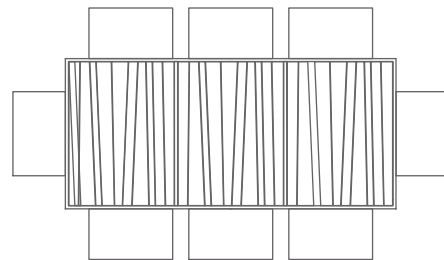


MZ209

ALLUX DINING TABLE 39.5" x 39.5" / 100 cm x 100 cm

L	39.5"	100 cm	NW	40 lb	18 kg
W	39.5"	100 cm	GW	51 lb	23 kg
H	30"	76 cm	VOL	0.12 m3	
CH	27"	69 cm	PU	1 / box	

ASSEMBLY MANUAL AND TOOLS PROVIDED.
UNPACKING AND ASSEMBLY WILL REQUIRE
A MINIMUM OF 2 PEOPLE.

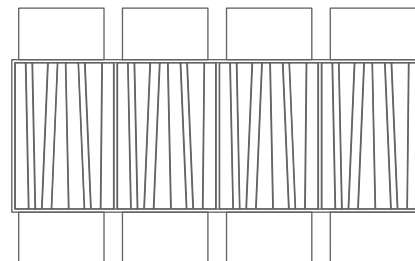


MZ211

ALLUX DINING TABLE 86.5" x 39.5" / 220 cm x 100 cm

L	86.5"	220 cm	NW	86 lb	39 kg
W	39.5"	100 cm	GW	108 lb	49 kg
H	30"	76 cm	VOL	0.30 m3	
CH	27"	69 cm	PU	1 / box	

ASSEMBLY MANUAL AND TOOLS PROVIDED.
UNPACKING AND ASSEMBLY WILL REQUIRE
A MINIMUM OF 2 PEOPLE.



MZ212

ALLUX DINING TABLE 106.5" x 39.5" / 270 cm x 100 cm

L	106.5"	270 cm	NW	119 lb	54 kg
W	39.5"	100 cm	GW	150 lb	68 kg
H	30"	76 cm	VOL	0.48 m3	
CH	27"	69 cm	PU	1 / box	

ASSEMBLY MANUAL AND TOOLS PROVIDED.
UNPACKING AND ASSEMBLY WILL REQUIRE
A MINIMUM OF 2 PEOPLE.



WHEELCHAIR ACCESSIBLE

ALLUX

Design: Vincent Cantaert & Barbara Widiningtias

ALLUX DINING TABLE : SMOOTH SANDED - STRAIGHT SLATS



FRAME
POWDER COATING COLORS
CATEGORY A - SAND
Matt (Gloss 15%) / Sand textured
Application : Aluminum



WHITE
F03



BLACK
F05



TAUPE
F07



ANTHRACITE
F09

CATEGORY B - GLOSS
Gloss 55% / Smooth
Application : Aluminum



URBAN
WHITE
F01



INK BLACK
F04



ORANGE
CORAL
F51

CATEGORY C - HIGH GLOSS
Gloss 85%-90% / Smooth
Application : Aluminum



WHITE
HIGH GLOSS
F02

TOP
Teak

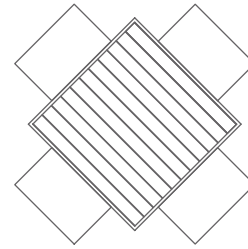


PLANTATION TEAK
SMOOTH SANDED
T22

USA: All MAMAGREEN teak furniture is treated with a "teak shield" protective layer
ROW: Teak furniture is untreated



WHEELCHAIR ACCESSIBLE

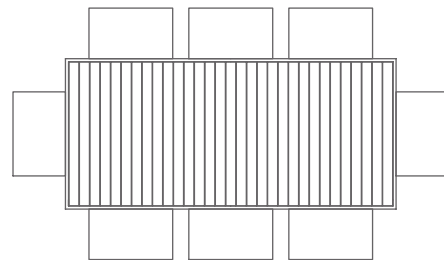


MZ193

ALLUX DINING TABLE 39.5" x 39.5" / 100 cm x 100 cm

L	39.5"	100 cm	NW	40 lb	18 kg
W	39.5"	100 cm	GW	51 lb	23 kg
H	30"	76 cm	VOL	0.12 m ³	
CH	27"	69 cm	PU	1 / box	

ASSEMBLY MANUAL AND TOOLS PROVIDED.
UNPACKING AND ASSEMBLY WILL REQUIRE
A MINIMUM OF 2 PEOPLE.

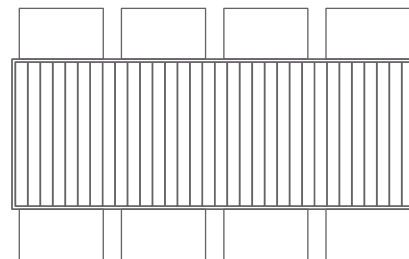


MZ310

ALLUX DINING TABLE 86.5" x 39.5" / 220 cm x 100 cm

L	86.5"	220 cm	NW	86 lb	39 kg
W	39.5"	100 cm	GW	108 lb	49 kg
H	30"	76 cm	VOL	0.30 m ³	
CH	27"	69 cm	PU	1 / box	

ASSEMBLY MANUAL AND TOOLS PROVIDED.
UNPACKING AND ASSEMBLY WILL REQUIRE
A MINIMUM OF 2 PEOPLE.



MZ246

ALLUX DINING TABLE 106.5" x 39.5" / 270 cm x 100 cm

L	106.5"	270 cm	NW	119 lb	54 kg
W	39.5"	100 cm	GW	150 lb	68 kg
H	30"	76 cm	VOL	0.48 m ³	
CH	27"	69 cm	PU	1 / box	

ASSEMBLY MANUAL AND TOOLS PROVIDED.
UNPACKING AND ASSEMBLY WILL REQUIRE
A MINIMUM OF 2 PEOPLE.

ALLUX

Design: Vincent Cantaert & Barbara Widiningtias

ALLUX DINING TABLE : RECYCLED TEAK BRUSHED



FRAME
POWDER COATING COLORS
CATEGORY A - SAND
Matt (Gloss 15%) / Sand textured
Application : Aluminum



WHITE
F03



BLACK
F05



TAUPE
F07



ANTHRACITE
F09

CATEGORY B - GLOSS
Gloss 55% / Smooth
Application : Aluminum



URBAN
WHITE
F35



INK BLACK
F04



ORANGE
CORAL
F51

CATEGORY C - HIGH GLOSS
Gloss 85%-90% / Smooth
Application : Aluminum



WHITE
HIGH GLOSS
F02

TOP
Teak

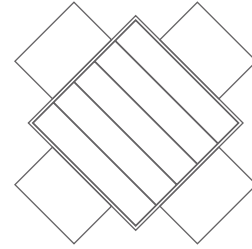


RECYCLED TEAK
BRUSHED
T29

USA: All MAMAGREEN teak furniture is treated with a "teak shield" protective layer
ROW: Teak furniture is untreated



WHEELCHAIR ACCESSIBLE

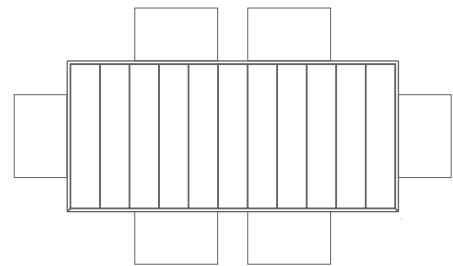


MZ461

ALLUX DINING TABLE 39.5" x 39.5" / 100 cm x 100 cm

L	39.5"	100 cm	NW	40 lb	18 kg
W	39.5"	100 cm	GW	51 lb	23 kg
H	30"	76 cm	VOL	0.12 m ³	
CH	27"	69 cm	PU	1 / box	

ASSEMBLY MANUAL AND TOOLS PROVIDED.
UNPACKING AND ASSEMBLY WILL REQUIRE
A MINIMUM OF 2 PEOPLE.

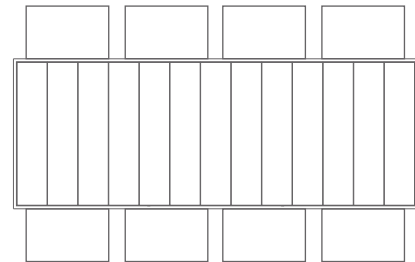


MZ463

ALLUX DINING TABLE 86.5" x 39.5" / 220 cm x 100 cm

L	86.5"	220 cm	NW	86 lb	39 kg
W	39.5"	100 cm	GW	108 lb	49 kg
H	30"	76 cm	VOL	0.30 m ³	
CH	27"	69 cm	PU	1 / box	

ASSEMBLY MANUAL AND TOOLS PROVIDED.
UNPACKING AND ASSEMBLY WILL REQUIRE
A MINIMUM OF 2 PEOPLE.



MZ464

ALLUX DINING TABLE 106.5" x 39.5" / 270 cm x 100 cm

L	106.5"	270 cm	NW	119 lb	54 kg
W	39.5"	100 cm	GW	150 lb	68 kg
H	30"	76 cm	VOL	0.48 m ³	
CH	27"	69 cm	PU	1 / box	

ASSEMBLY MANUAL AND TOOLS PROVIDED.
UNPACKING AND ASSEMBLY WILL REQUIRE
A MINIMUM OF 2 PEOPLE.