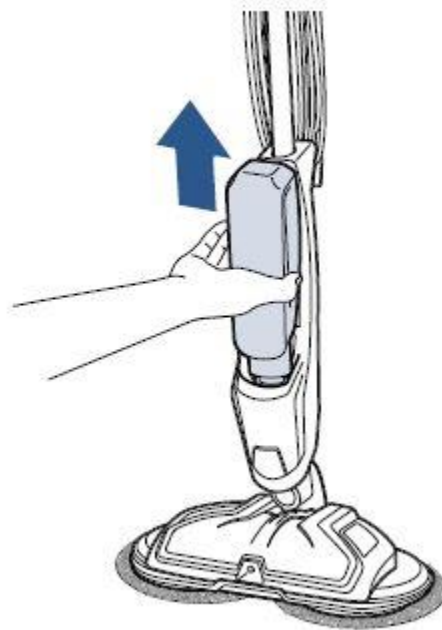


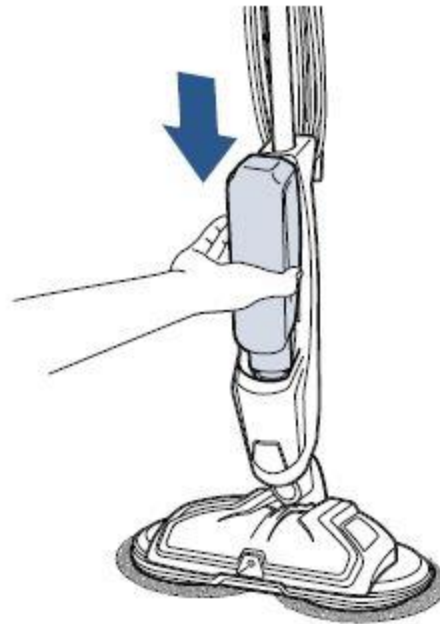
- Plug the unit in
- Recline unit
- Turn power button on (pads should begin to spin)
- Hold spray button down
- Turn off unit, stand it upright, and unplug it from the wall
- Remove the clean water tank by lifting straight up



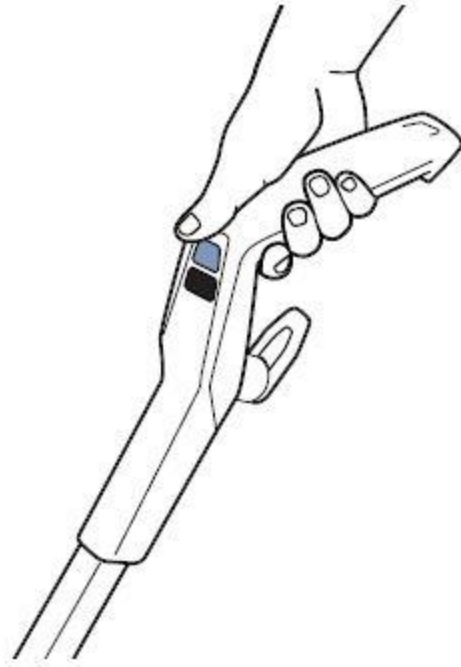
- Unscrew tank cap and check the cap and tank for any cracks or damage to the cap



- Fill the tank with clean water and formula and screw cap back on tightly by twisting clockwise
- Push on the X valve inside the cap
 - Solution should drip out
 - If it does not, a new cap must be ordered



- Firmly insert the tank back into the body until you hear a click
- Use a pin or small brush to clean off the spray tip
- Plug machine into an outlet, turn power button on
- Hold the spray button for 10-15 seconds



- If machine still will not spray contact us