

# KÄRCHER

makes a difference



## CLEANING WITH HIGH PRESSURE

Kärcher: The World's Number One Pressure Washer Brand.






# ACHIEVE TOP RESULTS FASTER WITH HIGH PRESSURE.

From deep cleaning to stripping and even cutting, Kärcher's Professional pressure washers really do provide a one-stop solution for even the most challenging of applications.

Whether you're cleaning a façade, floor, machine or vehicle, these hot and cold water pressure washers effortlessly, safely and effectively remove stubborn dirt and residues including dust and grease - without damage to the structure or surface. With up to 500 bar pressure, cleaning becomes extremely convenient and in some cases eliminates the need for cleaning agents all together. Plus, with Kärcher's innovative EASY!Force trigger\* - giving you the power to use high pressure with ease; various nozzle attachments that increase the machines' versatility; combined with the highest level of durability and robustness, a Kärcher pressure washer is an investment that continues to pay off for many years.

Kärcher pressure washers are easy to set-up, intuitive to operate and efficient to run - particularly when using the eco!efficiency setting which reduces fuel consumption and CO<sub>2</sub> emissions by 20% - making them ideal for demanding applications such as those in the automotive, agricultural and construction sectors as well as industry and trade.





**DID YOU KNOW?**

Kärcher pressure washer machine names represent model, flow rate, working pressure, motor and class. e.g. HDS 7/10-4 MX is a hot water, middle class machine, delivering 700 litres per hour with a working pressure of 100 bar and a 4-pole motor. It also features an extended hose reel.

Model	Flow rate	/	Working pressure	Motor	Class	Drive	Equipment
Example: <b>HDS</b>	<b>7</b>	<b>/</b>	<b>10</b>	<b>-4</b>	<b>M</b>		<b>X</b>
<b>HD</b> = Cold water	in l/h 100 × l/h		in Mpa / 10 × bar	<b>-2</b> = 2-pole	<b>P</b> = Portable	<b>G</b> = Petrol	<b>Classic</b> = Basic equipment
<b>HDS</b> = Hot water, diesel heated	e.g. 7 = 700 l/h		e.g. 10 = 100 bar	<b>-4</b> = 4-pole	<b>U</b> = Upright	<b>B/Be</b> = Petrol/electro start	<b>Advanced</b> = Higher-level equipment
<b>HDS-E</b> = Hot water, electrically heated					<b>C</b> = Compact	<b>D/De</b> = Diesel/electro start	<b>Edition</b> = Edition machines
<b>HG</b> = Hot water generator					<b>M</b> = Middle	<b>Gas</b> = Gas	<b>Cage</b> = Robust tubular frame
<b>HWE</b> = Hot water generator					<b>S</b> = Super	<b>Gas LPG</b> = Liquid gas	<b>Tr1</b> = Trailer, single-axle
<b>HDC</b> = Stationary HD; Multiple lance operation					<b>St</b> = Stationary		<b>Ex</b> = Explosion-proof
							<b>H</b> = With hot water supply
							<b>F/Food</b> = Food design
							<b>FR Classic</b> = Incl. surface cleaner FR Classic
							<b>Plus</b> = Includes Dirt blaster nozzle
							<b>X</b> = Includes hose reel

\*Available on models up to 300 bar. Adapter may be required.





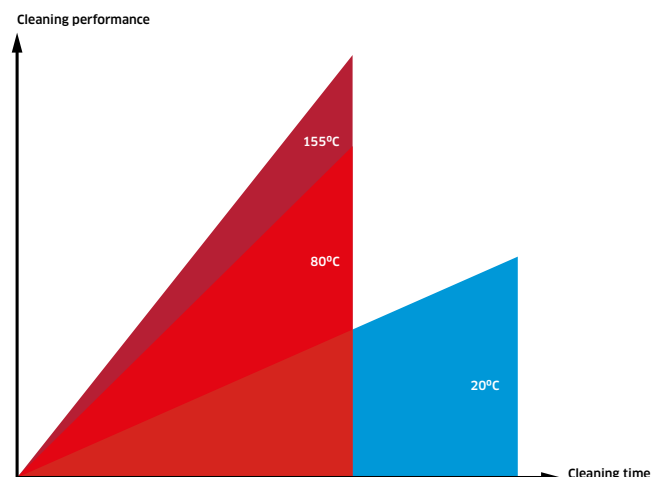
## CLEANING WITH HOT OR COLD WATER: WHICH IS RIGHT FOR YOU?

The name Kärcher is synonymous with high performance, quality and innovation worldwide. As a pioneer of high-pressure cleaning, today Kärcher is the global market leader and has been continuously optimising the principle of high-pressure cleaning. For more power with lower consumption. For a longer lifetime with shorter cleaning times. And for a product range that meets any demand with its innovative technology and versatility: cold water or hot, with electric or combustion engine, mobile or stationary. In addition to an extensive range of accessories that offers the right solution for every application.

With so many different pressure washer variants on the market, choosing the right model to suit the type of cleaning work you do can be difficult. Here, we explain the difference between hot and cold water machines, to help you make an informed choice for your business.

### COLD WATER

Cold water pressure washers effectively clean thanks to the high impact cleaning power they provide. Machines with high water flow also help to flush away dirt and rinse areas quickly. Cold water machines are great for quick cleaning jobs as they are relatively light, easy to transport, take up little storage space and are quick to set up. They are generally less expensive to buy than hot water versions and can be cheaper to service. However, for cleaning jobs where there is a lot of dirt and grease to shift or deep cleaning work to be done, a hot water cleaner may turn out to be a lower cost option in the long term.



### HOT WATER

Hot water pressure washers increase the water temperature up to 80°C (or up to 155°C for steam cleaning). Cleaning with hot water rather than cold is quicker when you need to shift oil and grease, and the reduced impact pressure makes hot water pressure washers gentler to sensitive surfaces. Objects cleaned with hot water also dry more quickly, so the finished result is often better, with lower likelihood of streaks. Hot water machines usually need diesel to fuel the burner as well as electricity to power the motor. Overall running costs can often be lower than cold water machines due to increased cleaning efficiency, reduced labour and detergent costs.



DID YOU KNOW?

Most Kärcher hot water machines feature the eco!efficiency mode, which optimises the machine's settings to function at its best, but with diesel consumption reduced by 20%.



## COLD WATER: COMPACT AND VERSATILE

### Exemplary mobility

Based on the tried-and-tested sack truck principle, all machines feature ergonomically designed push handles and perfect weight distribution. This enables quick, safe location changes with minimal effort. On the HD Compact class, the additional carrying handle on the front of the unit allows for easy loading and transporting along with accessories. Additional skids on the rear of the unit guarantee good mobility on steps. Thanks to the push handle – which can be conveniently retracted and extended at the push of a button – the HD Compact class is ready to use in one easy move and saves on space during transportation and storage.

### For independent use

Kärcher petrol or diesel-powered pressure washers can also be used even where there is no power supply. If necessary, water can be directly suctioned from lakes, for example, making these units ideal for use in agriculture, construction or the public sector.

### Solutions tailored to target groups

In addition to the standard range, Kärcher also offers cold water pressure washers specifically designed to meet the requirements of the respective industries. For example, the HD 10/15-4 Cage Food is characterised by high performance and components that are specially designed to meet the strict hygiene requirements of the food industry.

### The advantages of a cold water pressure washer:

- Less expensive to purchase
- No water heating energy costs
- Reduced service components
- Compact and easily manoeuvrable

## HOT WATER: THOROUGH AND EFFICIENT

### BETTER RESULTS



### Better cleaning result

With hot water, solidified oils and fats dissolve and emulsify considerably better and are therefore easily removable. Hot water is particularly effective in dissolving proteins and fats in the food industry.

### GERM REDUCTION



### Germ-reducing effect

A significant reduction in germs can be demonstrated after cleaning with hot water. This germ reduction achieved without disinfectant is sufficient for many hygiene requirements.

### TIME-SAVING



### Shorter working time

Hot water causes dirt to be loosened much faster, resulting in significant time savings of up to 35%. Therefore, a variety of cleaning tasks can be performed cost-effectively and economically.

### SHORTER DRYING TIME



### Shorter drying time

Surfaces that are cleaned with hot water can dry faster by using heat and are ready more quickly for further processing.

### LESS CLEANING AGENT



### Reduced use of cleaning agents

In most cases, fats, oils, resins, etc. can be dissolved with just hot water; meaning, significantly less cleaning agent is required and in some cases, may not be needed at all. This protects the environment, saves money and resources.

### GENTLE ON SURFACES



### Protection of surfaces

Protection of sensitive surfaces and the same cleaning effect at a lower working pressure.




DID YOU KNOW?

Using Kärcher's weed lance accessory, hot water pressure washers can be used to kill weeds in an environmentally-friendly way. The hot water penetrates down to the roots, killing the plant proteins and destroying the weed.

# NOW WITH EASY!FORCE & EASY!LOCK: MORE CONVENIENT, FASTER AND BETTER

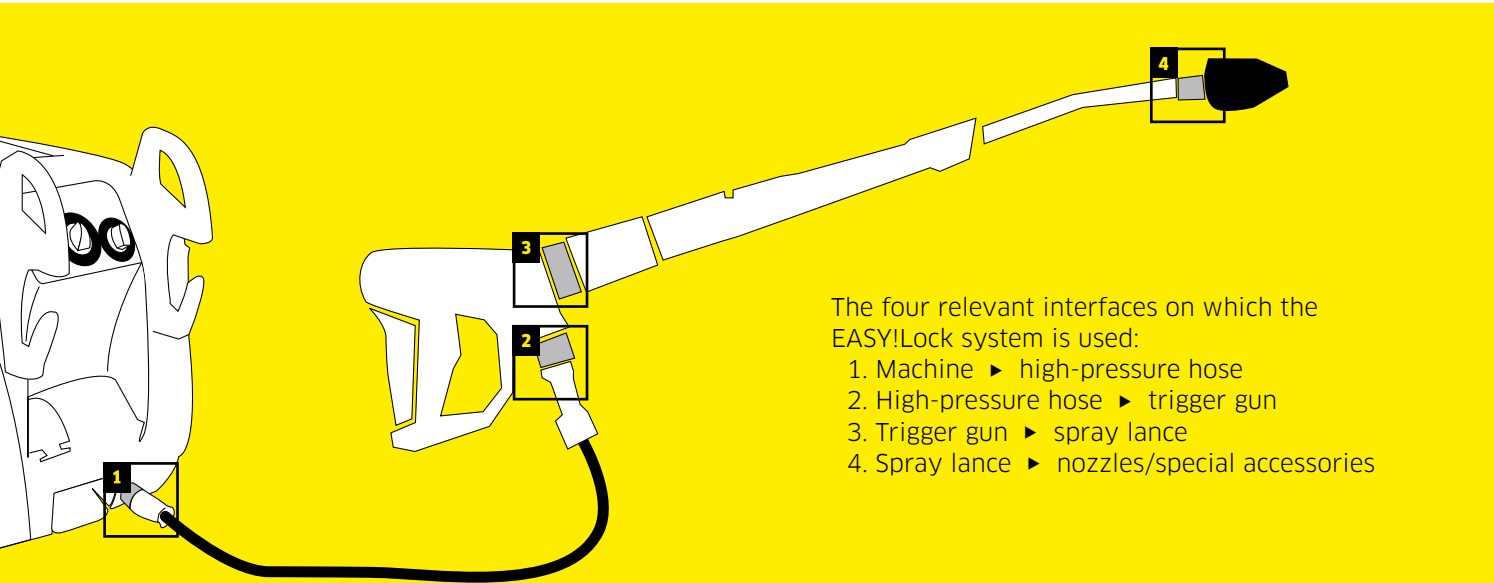
Our revolutionary EASY!Force high-pressure gun and unique EASY!Lock quick-release fasteners make our pressure washers easy to operate and will save you time, whether you're a frequent or inexperienced user.



**EASY!Force high-pressure gun**  
Revolutionising user experience by changing how the trigger is activated. Now located at the rear of the gun, it is the recoil force of the high-pressure water jet which pushes the trigger into the handle - thereby reducing the holding force for the operator to zero. By using the ball or palm of the hand, finger fatigue and cramped working posture is removed allowing for effortless longer use.

**EASY!Lock quick-release fasteners**  
Unique to Kärcher, our patented EASY!Lock quick-release fasteners, enable set-up and dismantling to be done in no time - five times faster than with conventional screw connections - though they are just as durable and rugged. The system combines the advantages of a quick coupling with those of a thread, minimising set-up times and significantly increasing convenience without compromising safety and reliability. Working interruptions due to the loss of seals are eliminated, as are additional spare parts costs.

If you'd like to upgrade your Kärcher pressure washer, special adaptors are available to connect the new accessories.



# ORIGINAL KÄRCHER ACCESSORIES: FOR ENHANCED CLEANLINESS

Original Kärcher accessories expand your pressure washer's range of applications, for everything from cleaning and care of construction machines to work preparation for façades and floors. In order to meet your stringent requirements at any time, we are constantly developing our accessories. The result is innovative products that will help you with your daily cleaning tasks.



**High-Pressure Hoses**  
High quality hoses with quick-change couplings for extending existing hoses or for specialist applications. Available in standard, food-safe or long life materials and 10m, 15m or 20m lengths.



**EASY!Force Trigger Guns**  
Our EASY!Force trigger gun offers optimal ergonomics for ease of use in any working position. With the new EASY!Force trigger gun, you need zero holding force and can clean effortlessly with less stress.



**Servo Control**  
With Servo Control, the water volume and working pressure can be continuously and conveniently controlled directly at the spray gun without work interruptions.



**Spray Lances**  
High quality stainless steel with tool-free connectors. Pivoting versions can be turned through 360° - perfect for cleaning intricate or hard to reach areas like wheels and wheel arches. Five lengths available, from 60cm to 205cm.



**Underbody Lances**  
Designed to make cleaning chassis areas quick and easy. Featuring a floor wheel to minimise operator effort. Angled lance also ideal for cleaning gutters and roofs.



**Rotating Wash Brush**  
Water-driven rotating brush head with nylon or natural fibre bristles for gently removing fine dust and traffic film from vehicles and rendered surfaces.



**Cleaning Agents**  
Kärcher's cleaning agents optimise cleaning results whilst reducing cleaning time. They can lower energy consumption and reduce drain water pollution whilst improving safety and hygiene.



**Drum, Barrel and Tank Cleaning**  
Electric motor-driven cleaning head specifically designed for fast, effective cleaning inside drums, barrels and tanks. Connects directly to HD or HDS machines and available in stainless steel or brass.



**Hose Reels**  
Safe and convenient storage for up to 40m of high-pressure hose. Can be wall or machine mounted.



**Couplings & Adaptors**  
A wide range available, from extension couplings for high pressure hoses to anti-twist hose couplings and trigger gun accessory couplings.



**Wet Blasting Attachment**  
For adding abrasive material such as sand to the high-pressure jet. Ideal for graffiti, rust or paint removal. Fits to spray lance in place of high-pressure nozzle, and available with or without abrasive flow control.



**Power Nozzles**  
Three different fan angles available: 15° or 25° for stubborn dirt over a larger area and 40° for lighter dirt over a large area. Or use the infinitely adjustable 0°-90° Anglevario nozzle for greater convenience and versatility.



**Triple Nozzles**  
Three fan angles in one convenient nozzle: high-pressure fan and pencil jets, and low pressure fan jet. Innovative touchless version also available - just a flick of the wrist to switch between fan and pencil jets without even moving your hand position.



**Dirtblaster Nozzles**  
Innovative rotating pencil jet provides 10 x the cleaning power of a standard nozzle. Featuring ceramic nozzle and bearing ring for long life. For heavy duty cleaning tasks only.



**iSolar - Solar Panel Cleaning**  
Extension length of up to 14 m, made from full carbon or carbon/glass fibre composite and offering maximum rigidity with minimal weight. Quick-release fasteners allow the length to be easily adjusted while in use.




**Floor and Hard Surface Cleaners**  
10 x greater area coverage than using a standard lance and nozzle, perfectly even coverage and no splashing. Available in 30cm & 50cm diameter variants with plastic or metal cover. The FRV's even remove excess water leaving floors much drier.




**Pipe and Drain Cleaning**  
Effortless and environmentally friendly pipe cleaning. No need for harmful chemicals, rods or manual feeding. Innovative nozzle simply pulls flexible 20m or 30m high pressure hose through pipe work.




**Steam Nozzle (hot only)**  
Designed for fast thawing and de-icing in construction, for degreasing of engine bays, and for dewaxing of bodywork. Protective rubber casing also available.



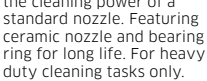
**Foam Sets**  
Foam spray lance for convenient low pressure foam and high pressure detergent application with optional high pressure injector with valve for accurate and economic detergent metering. Ideal for disinfection tasks.



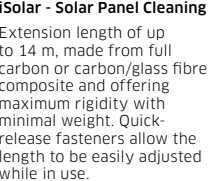
**New Cup Foam Lance**  
For innovative foam cleaning: the upgraded popular cup foam lance with its extra jet level setting, precise cleaning agent dosing unit and more resistant, nickel-plated brass base body is truly impressive. Available in two versions, for machines with or without Servo Control.



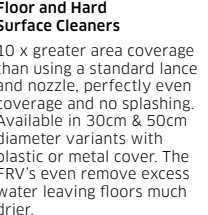
**Triple Nozzles**  
Three fan angles in one convenient nozzle: high-pressure fan and pencil jets, and low pressure fan jet. Innovative touchless version also available - just a flick of the wrist to switch between fan and pencil jets without even moving your hand position.



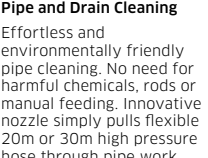
**Dirtblaster Nozzles**  
Innovative rotating pencil jet provides 10 x the cleaning power of a standard nozzle. Featuring ceramic nozzle and bearing ring for long life. For heavy duty cleaning tasks only.



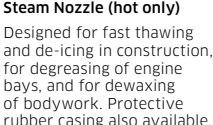
**iSolar - Solar Panel Cleaning**  
Extension length of up to 14 m, made from full carbon or carbon/glass fibre composite and offering maximum rigidity with minimal weight. Quick-release fasteners allow the length to be easily adjusted while in use.




**Floor and Hard Surface Cleaners**  
10 x greater area coverage than using a standard lance and nozzle, perfectly even coverage and no splashing. Available in 30cm & 50cm diameter variants with plastic or metal cover. The FRV's even remove excess water leaving floors much drier.



**Pipe and Drain Cleaning**  
Effortless and environmentally friendly pipe cleaning. No need for harmful chemicals, rods or manual feeding. Innovative nozzle simply pulls flexible 20m or 30m high pressure hose through pipe work.



**Steam Nozzle (hot only)**  
Designed for fast thawing and de-icing in construction, for degreasing of engine bays, and for dewaxing of bodywork. Protective rubber casing also available.

 **With the right accessory, pressure washers can strip paint and even cut through wood.**



# ACHIEVING OPTIMUM RESULTS: THE SINNERS CIRCLE

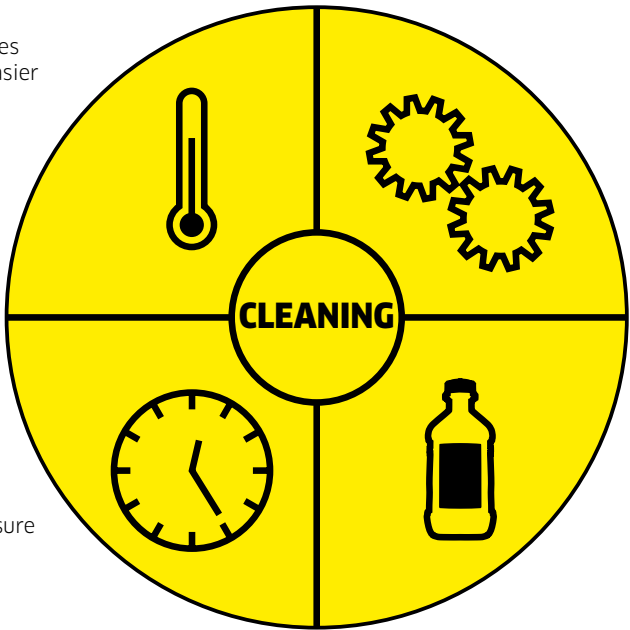
The trusted ‘Sinner’s Circle’ cleaning model comprises four components – Temperature, Mechanical Effect, Chemical Effect and Time. By combining these factors in the correct ratio, optimum cleaning results can be achieved. Using the right pressure washer, accessories and cleaning agents for the cleaning task at hand is key, in order to ensure the most efficient and effective clean can be accomplished.

**Temperature**

At a higher temperature dirt becomes thinner or less viscous, making it easier to remove from the surface. Cleaning with hot water helps to quickly cut through grease and oil, reduces the amount of detergent required and can reduce both the cleaning and drying times.

**Time**

This includes the reaction time of detergents to penetrate and soften the dirt, as well as the processing time taken for the mechanical removal of the dirt using high-pressure or wash brush.



**Mechanics**

The mechanical effect of a pressure washer is produced by the water jet or wash brush. The force applied is determined by the water pressure, water flow rate, the angle of the jet and the distance from the object being cleaned.

**Chemical Effect**

By using cleaning agents, the bonding forces between dirt and the surface can be reduced. The type of cleaning agent used and the dilution rate will affect the rate of cleaning.

The Sinner’s Circle can be demonstrated through the everyday task of washing your hands:

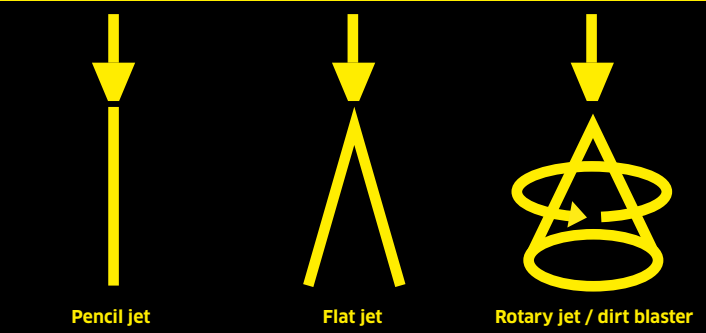
- Chemical Effect:** soap
- Temperature:** warm water cleans better than cold water
- Mechanics:** rubbing your hands
- Time:** how long you rub your hands together

# IMPACT PRESSURE AND TYPES OF NOZZLE

Impact pressure is the force with which the water jet hits the surface. The closer the nozzle is to the object being cleaned, the greater the impact but the smaller the cleaning area. Equally, the impact pressure falls as the spraying distance increases.

With a standard nozzle (25°) fitted to the pressure washer, we recommend that you maintain a distance of between 10-30cm between the nozzle and the surface being cleaned, dependant on the soiling and surface type.

**Types of nozzle and their performance**



- |                            |                           |                            |
|----------------------------|---------------------------|----------------------------|
| ■ High impact pressure     | ■ Low impact pressure     | ■ High impact pressure     |
| ■ High cleaning efficiency | ■ Low cleaning efficiency | ■ High cleaning efficiency |
| ■ Low area capacity        | ■ High area capacity      | ■ High area capacity       |

# CLEANING & CARE AGENTS: MAXIMISING THE PERFORMANCE OF YOUR MACHINE

Achieve the best cleaning results faster with Kärcher's cleaning and care agents. Designed to deliver brilliant performance with minimum amount of effort while reducing waste water pollution - the perfect balance between high-pressure and detergent.

**High-pressure and thermally stable**

Kärcher cleaning and care agents are specially designed to be thermally stable up to 155°C and are optimised with high pressure, making them safe to use in our hot water pressure washers.

**Precise, safe dosing**

SwitchChem, the integrated system for the dosing of cleaning agents, not only provides safe, precise dosing, but also allows you to easily and quickly switch on and off as well as change the cleaning agent dosage. No more complicated dosage by hand. No overdosing. You can quickly switch between different cleaning agents without wasting unused cleaning agent, which helps reduce costs. At the same time, the machine tank stays clean and free of microbial contamination from detergent residues.

**Protection and care for high machine efficiency and durability**

The optional high-pressure system care provides continuous, precisely dosed, safe protection against lime (PressurePro Machine Protector Advance 1 RM 110) and corrosion (PressurePro System Care Advance 2 RM 111). Thanks to these integrated cleaning care agents, the pressure washer achieves its full performance over a long period of time, while the total product life is also prolonged.

**Calcification protection**

Kärcher hot water pressure washers reliably protect all items that come into contact with water against calcification, even in hard water areas. The heating coil maintains maximum performance, while the heat transfer and water flow remain optimal. No traces of limescale are present in the machine or on the cleaned surface, ensuring performance and cleaning results are outstanding while the lifetime of the machine is prolonged.



**Corrosion protection**

Not only do Kärcher cleaning agents provide highly effective cleaning, but they also protect and care for the equipment. Special anti-corrosion components protect safely against corrosion and black water. This allows cleaning machines and cleaning agents to maximise performance.

<p><b>Extra RM 31</b> Highly concentrated high-pressure basic cleaning agent. At all temperature ranges extremely efficient lifting of the most stubborn contaminations, such as oil, grease, tar, soot and smoke resin.</p>	<p><b>RM 81, NTA-free</b> Active and gentle high-pressure cleaning concentrate for heavy oil, grease and mineral contamination. Suitable for vehicle washes, tarpaulin cleaning and engine washes. NTA-free.</p>	<p><b>RM 57</b> Gentle foam cleaning agent for light oil, grease and protein stains. Stable foam blanket enhances cleaning action and is easily rinsed away.</p>	<p><b>RM 58</b> Reliably removes stubborn grease, oil and protein stains, as well as food residue on tiles and containers. Foam blanket permits long periods of contact for intensive cleaning action on vertical surfaces.</p>	<p><b>RM 59</b> Effortlessly removes stubborn deposits and coatings like lime, rust, grease, protein, beerstone and milkstone on tiles and containers. Very stable foam blanket ensures intensive cleaning effect on all surfaces.</p>	<p><b>RM 731</b> Removes even the toughest grease, protein, oil and soot contamination from floors, working areas, machines, etc. (particularly suitable for use in the food processing industry). Easy to use, with a gentle cleaning action. Washes clean without residues.</p>
<p><b>RM 750</b> Powerful deep cleaner effectively removes the most stubborn stains, such as oil, grease, soot, blood and proteins. Low foam production. Particularly suited for floor cleaning by machine and for.</p>	<p><b>RM 55</b> All-purpose, gentle high-pressure liquid concentrate for removing grease, oil and emission contamination. Ideal for cleaning façades and sensitive surfaces.</p>	<p><b>RM 43</b> Powerful façade cleaner with gel formula. Removes soot, oil, grease and environmental stains. Suitable for façades clad with stone, brick, rough-cast plaster, plastic, wood and glass.</p>	<p><b>RM 802</b> High-foaming rim cleaner for aluminium and steel rims. Highly effective against stubborn dirt, gentle on materials and the environment.</p>	<p><b>RM 838</b> The alkaline Foam Cleaner RM 838 for contactless vehicle washing effortlessly removes heavy oil and grease stains, insect residues and road dirt and is gentle on paintwork</p>	<p><b>CP 945</b> This thermo wax concentrate produces a water-repellent, durable preservative layer with a high-gloss effect. With a high natural carnauba wax content. VDA-compliant residues.</p>



# CHOOSING THE MACHINE CLASS THAT'S RIGHT FOR YOU

**Portable**  
Compact and lightweight with a built in carry handle, our portable range is incredibly easy to transport from site to site and even move up steps or ladders. These tough, easy-to-operate machines can be used in a vertical or horizontal position, making them safer for use at height or on uneven ground; and the potential for trip hazards is reduced with professional-grade accessories that are handily stored on board.

**Compact class**  
The right choice for operators who need a mobile pressure washer on an almost daily basis for different locations: a high-performance machine that is easy to transport.

**Middle class**  
Delivering results for users who need a machine with a large operating radius for the daily cleaning of machinery or surfaces. Middle class pressure washers make it easy to clean hard-to-reach areas and take up little space in the yard or workshop.


**Super class**  
Kärcher Super class pressure washers are the perfect choice for operators who need to continuously perform cleaning tasks involving large amounts of stubborn dirt.

**Combustion**  
When difficult conditions meet demanding cleaning tasks, combustion machines really come into their own. Available in hot and cold variants, combustion models deliver several hours' continuous use on a single tank of fuel and are ideal for cleaning applications where no power supply is available.

**Trailer**  
If both water and electricity are hard to come by, why not bring them with you? Mobile hot water pressure washer trailers are versatile all-rounders which can be towed by or mounted within your existing vehicle (skid version). Generous on-board water and fuel tanks allow for long intervals of stand-alone use; they can also be connected directly to a permitted water supply to make the perfect professional companion for use in local authorities, construction and industry.

**Special class**  
Suited to those special cleaning tasks that require performance, safety and hygiene and, for example, need extremely high pressure for the most stubborn dirt or large water volumes for two-lance operation.

Pressure washers with petrol or diesel engines as well as machines for special target groups complete the product portfolio.



# MONUMENTAL CLEANING: THE WORLD'S NUMBER ONE PRESSURE WASHER BRAND.

As part of its cultural sponsorship programme, Kärcher has cleaned some of the worlds most iconic monuments, including the Presidents' heads on Mount Rushmore in South Dakota. Kärcher pressure washers were used to remove moss, lichen and organic staining to prevent long-term corrosive damage to the underlying rock.

For decades, our pressure washers have been helping our customers to clean their vehicles, buildings, tools and equipment – as well as some more unconventional objects and places.





Innovation remains at the heart of what we do and we've been continuously refining our pressure washers for years to deliver increased performance, less consumption, longer service life and shorter cleaning times. With a range of different options including cold and hot water units powered by electricity or combustion engine, mobile or stationary, there's a Kärcher pressure washer to suit virtually every cleaning task.

To learn more about Kärcher's iconic monument cleans visit [www.karcher.co.uk/monumental](http://www.karcher.co.uk/monumental).









COLD WATER PRESSURE WASHERS








	Order No.	Supply voltage (phase)	Flow rate (l/h)	Max. pressure (bar /MPa)	Working pressure (bar/MPa)	Integrated cleaning agent tank (l)	Integrated high-pressure hose reel	Crankshaft pump	Infinitely variable pressure and water flow regulation on the machine	Servo Control	Dirt blaster	Spray gun	Spray lance, rotatable	High-pressure nozzle
	HD Super class													
	HD 17/14-4 S Plus	1.286-915.0	400V (3)	650-1700	154 / 15.4	30-140 / 3-14	-	-	-	■	■	EASY!Force Advanced	■	Power nozzle
	HD 13/18-4 SX Plus	1.286-936.0	400V (3)	650-1300	198 / 19.8	30-180 / 3-18	6	-	-	■	■	EASY!Force Advanced	■	Power nozzle
	HD 13/18-4 S Plus	1.286-932.0	400V (3)	650-1300	198 / 19.8	30-180 / 3-18	6	-	-	■	■	EASY!Force Advanced	■	Power nozzle
	HD 10/25-4 SX Plus	1.286-927.0	400V (3)	500-1000	275 / 27.5	30-250 / 3-25	6	■	-	■	■	EASY!Force Advanced	■	Power nozzle
	HD 10/25-4 S Plus	1.286-913.0	400V (3)	500-1000	275 / 27.5	30-250 / 3-25	6	-	-	■	■	EASY!Force Advanced	■	Power nozzle
	HD 10/25-4 S	1.286-902.0	400V (3)	500-1000	275 / 27.5	30-250 / 3-25	6	■	-	■	-	EASY!Force Advanced	■	Power nozzle
	HD Middle class													
	HD 9/20-4 MX Plus	1.524-927.0	400V (3)	460-900	220 / 22	40-200 / 4-20	-	■	-	■	■	EASY!Force	■	Triple nozzle
	HD 9/20-4 M Plus	1.524-926.0	400V (3)	460-900	220 / 22	40-200 / 4-20	-	-	-	■	■	EASY!Force	■	Triple nozzle
	HD 9/20-4 M	1.524-924.0	400V (3)	460-900	220 / 22	40-200 / 4-20	-	-	-	■	-	EASY!Force	■	Triple nozzle
	HD 7/18-4 MX Plus	1.524-914.0	400V (3)	240-700	215 / 21.5	30-180 / 3-18	-	■	-	■	■	EASY!Force	■	Triple nozzle
	HD 7/18-4 M Plus	1.524-913.0	400V (3)	240-700	215 / 21.5	30-180 / 3-18	-	-	-	■	■	EASY!Force	■	Triple nozzle
	HD 7/18-4 M	1.524-910.0	400V (3)	240-700	215 / 21.5	30-180 / 3-18	-	-	-	■	-	EASY!Force	■	Triple nozzle
	HD 7/11-4 M Plus	1.524-908.0	230V (1)	300-700	160 / 16	30-110 / 3-11	-	-	-	■	-	EASY!Force	■	Triple Nozzle
	HD 6/11-4 M Plus 110V	1.524-901.0	110V (1)	230-600	190 / 19	30-160 / 3-16	-	-	-	■	■	EASY!Force	■	Triple Nozzle
	HD Compact class													
	HD 6/12-4 C Plus	1.150-901.0	230V (1)	300-600	160 / 16	20-120 / 2-12	-	-	-	■	-	EASY!Force	■	Triple nozzle
	HD 6/13 CX Plus	1.520-955.0	230V (1)	560	190 / 19	130 / 13	-	■	-	-	-	EASY!Force	■	Triple Nozzle
	HD 6/13 C Plus	1.520-954.0	230V (1)	560	190 / 19	130 / 13	-	-	-	-	-	EASY!Force	■	Triple Nozzle
	HD 5/12 CX Plus	1.520-904.0	230V (1)	500	175 / 17.5	120 / 12	-	■	-	-	-	EASY!Force	■	Triple Nozzle
	HD 5/12 C Plus	1.520-903.0	230V (1)	500	175 / 17.5	120 / 12	-	-	-	-	■	EASY!Force	■	Triple Nozzle
	HD Portable class													
	HD 5/11 P 240V	1.520-966.0	230V (1)	490	160 / 16	110 / 11	-	-	-	-	-	EASY!Force	■	Power nozzle
	HD 4/9 P	1.520-965.0	110V (1)	390	120 / 12	90 / 9	-	-	-	-	-	EASY!Force	■	Power nozzle

■ Included in delivery.

	Order No.	Supply voltage (phase)	Flow rate (l/h)	Max. pressure (bar /MPa)	Working pressure (bar/MPa)	Integrated cleaning agent tank (l)	Integrated high-pressure hose reel	Crankshaft pump	Infinitely variable pressure and water flow regulation on the machine	Servo Control	Dirt blaster	Spray gun	Spray lance, rotatable	High-pressure nozzle
	HD Special class													
	HD 25/15-4 Cage Plus	1.353-907.0	400V (3)	500-2500	190 / 19	30-150 / 3-15	-	-	■	■	■	Industry	■	Power nozzle
	HD 20/15-4 Cage Plus	1.353-906.0	400V (3)	500-2000	190 / 19	30-150 / 3-15	-	-	■	■	■	Industry	■	Power nozzle
	HD 16/15-4 Cage Plus	1.353-905.0	400V (3)	500-1600	190 / 19	30-150 / 3-15	-	-	■	■	■	EASY!Force Advanced	■	Power nozzle
	HD 10/25-4 Cage Plus	1.353-902.0	400V (3)	1000	273 / 27.3	250 / 25	-	-	-	-	■	EASY!Force Advanced	■	Power nozzle
	HD 10/16-4 Cage Ex	1.353-904.0	400V (3)	1000	220 / 22	160 / 16	-	-	■	-	-	EASY!Force Ex protection	■	Power nozzle
	HD 10/15-4 Cage Food	1.353-908.0	400V (3)	440-990	175 / 17.5	20-145 / 2-14.5	-	-	-	■	-	EASY!Force Food	■	Power nozzle
	HD 7/10 CXF	1.151-906.0	400V (3)	250-700	120 / 12	10-100 / 1-10	-	■	-	■	-	EASY!Force Food	■	Triple nozzle
	HD with combustion engine													
	HD 9/23 De + Cage frame	9.621-349.0	-	400-930	250 / 25	40-230 / 4-23	-	-	-	■	-	EASY!Force Advanced	■	Power nozzle
	HD 9/23 De	1.187-907.0	-	400-930	250 / 25	40-230 / 4-23	-	-	-	■	-	EASY!Force Advanced	■	Power nozzle
	HD 9/23 G + Cage frame	9.621-348.0	-	400-930	250 / 25	40-230 / 4-23	-	-	-	■	-	EASY!Force Advanced	■	Power nozzle
	HD 9/23 G	1.187-906.0	-	400-930	250 / 25	40-230 / 4-23	-	-	-	■	-	EASY!Force Advanced	■	Power nozzle
	HD 9/21 G + Cage frame	9.621-347.0	-	200-850	230 / 23	10-210 / 1-21	-	-	-	■	-	EASY!Force Advanced	■	Power nozzle
	HD 9/21 G	1.187-905.0	-	200-850	230 / 23	10-210 / 1-21	-	-	-	■	-	EASY!Force Advanced	■	Power nozzle
	HD 8/20 G + Cage frame	9.621-346.0	-	200-750	230 / 23	10-200 / 1-20	-	-	-	■	-	EASY!Force Advanced	■	Power nozzle
	HD 8/20 G	1.187-904.0	-	200-750	230 / 23	10-200 / 1-20	-	-	-	■	-	EASY!Force Advanced	■	Power nozzle
	HD 7/15 G + Cage frame	9.621-345.0	-	650	160 / 16	150 / 15	-	-	-	-	-	EASY!Force Advanced	■	Power nozzle
	HD 7/15 G	1.187-903.0	-	650	160 / 16	150 / 15	-	-	-	-	-	EASY!Force Advanced	■	Power nozzle
	HD 728 B	1.187-908.0	-	650	160 / 16	150 / 15	-	-	-	-	-	EASY!Force Advanced	■	Triple nozzle
	HD Classic													
	HD 7/16-4 Cage Classic	1.353-913.0	400V (3)	400-700	220 / 22	70-160 / 7-16	-	-	■	■	-	EASY!Force	-	Power nozzle
	HD 7/11-4 Cage Classic	1.367-318.0	230V (1)	520-700	220 / 22	70-110 / 7-11	-	-	■	■	-	Standard	-	Power nozzle



■ Included in delivery.

HOT WATER PRESSURE WASHERS

	Order No.	Supply voltage (phase)	Flow rate (l/h)	Working pressure (bar/MPa)	Chassis with integrated fuel tank and cleaning agent tank	Piston material	Steam stage	Electro start	Integrated hose reel	Soft Damping System (SDS)	4-pole engine (low-speed machine)	Servo Control	Spray gun EASY!Force Advanced	Exhaust gas thermostat	Spray lance, rotatable	Triple nozzle	Power nozzle	Pole reverse plug (3~)	Calcification protection	Dry-running protection
HDS Super class																				
	HDS 12/18-4 S	1.071-917.0	400V (3)	600-1200	30-180/3-18	■	Ceramic	■	-	-	■	■	■	■	■	-	■	■	■	■
HDS Middle class																				
	HDS 10/20-4 M	1.071-900.0	400V (3)	500-1000	30-200/3-20	■	Ceramic	■	-	-	■	■	■	■	■	-	■	■	■	■
	HDS 7/10-4 MX	1.077-904.0	230V (1)	350-700	30-120/3-12	■	Ceramic	■	-	-	■	■	-	■	■	■	-	■	-	■
	HDS 7/10-4 M	1.077-901.0	230V (1)	350-700	30-90/3-9	■	Ceramic	■	-	-	■	■	-	■	■	■	■	-	■	■
	HDS 7/9-4 M	1.077-902.0	110V (1)	350-700	30-120/3-12	■	Ceramic	■	-	■	■	■	-	■	■	■	■	-	■	■
HDS Compact class																				
	HDS 7/16 C *EU-I	1.173-900.0	400V (3)	270-660	30-160/3-16	■	S / Steel	■	-	-	■	-	■	■	■	■	■	■	■	■
	HDS 6/10-4 C Basic	1.170-901.0	230V (1)	240-560	30-140/3-14	■	Ceramic	■	-	-	■	■	■	■	■	■	■	-	■	■
	HDS 6/10 C	1.169-906.0	110V (1)	240-560	30-10/3-10	■	Ceramic	■	-	-	■	-	■	■	■	■	■	-	■	■
	HDS 6/12 C	1.169-904.0	230V (1)	240-560	30-140/3-14	■	S / Steel	■	-	-	■	-	■	■	■	■	■	-	■	■
	HDS 5/12 C	1.272-902.0	230V (1)	500	120/12	■	S / Steel	-	-	-	■	-	-	■	■	■	■	-	-	-
HDS Upright class																				
	HDS 5/11 U	1.064-902.0	230V (1)	450	110/11	-	Stainless steel	-	-	-	-	-	-	■	■	■	■	-	-	-
	HDS 5/11 UX	1.064-903.0	230V (1)	450	110/11	-	Stainless steel	-	-	■	-	-	-	■	■	■	■	-	-	-
HDS trailer																				
	HDS 9/50 De Tr1	1.524-521.2	-	500-900	150-500/15-50	-	Ceramic	-	■	■	-	-	-	Industry	■	■	-	■	-	■
	HDS 13/35 De Tr1	1.524-521.2	-	650-1300	100-350/10-35	-	Ceramic	-	■	■	-	-	-	Industry	■	■	-	■	-	■
	HDS 17/20 De Tr1	1.524-952.2	-	900-1700	70-200/7-20	-	Ceramic	-	■	■	-	-	■	■	■	■	-	■	-	■
	HDS 13/20 De Tr1	1.524-952.2	-	900-1300	50-200/5-20	-	Ceramic	-	■	■	-	-	■	■	■	■	-	■	-	■
HDS Special class																				
	HDS 2000 Super	1.071-934.0	400V (3)	800-1850	30-180/3-18	-	Ceramic	■	-	-	■	■	■	■	-	■	-	■	■	■
	HDS-E 8/16-4 M 36 kW	1.030-906.0	400V (3)	300-760	30-160/3-16	■	Ceramic	-	-	-	-	■	■	■	-	■	-	■	-	■
	HDS-E 8/16-4 M 24 kW	1.030-904.0	400V (3)	300-760	30-160/3-16	■	Ceramic	-	-	-	-	■	■	■	-	■	-	■	-	■
	HDS-E 8/16-4 M 12 kW	1.030-901.0	400V (3)	300-760	30-160/3-16	■	Ceramic	-	-	-	-	■	■	■	-	■	-	■	-	■
HDS with combustion engine																				
	HDS 1000 De	1.811-941.0	-	450-900	40-200/4-20	-	Stainless steel	-	■	-	-	-	■	■	-	■	-	■	-	-
	HDS 1000 Be	1.811-942.0	-	450-900	40-210/4-21	-	Stainless steel	-	■	-	-	-	■	■	-	■	-	■	-	-
	HDS 801 D	1.210-901.0	-	600	140/14	-	Stainless steel	-	-	-	-	-	-	■	-	■	■	-	-	-
	HDS 801 B	1.210-100.0	-	600	140/14	-	Stainless steel	-	-	-	-	-	-	■	-	■	■	-	-	-

■ Included in delivery.

STATIONARY PRESSURE WASHERS

	Order No.	Supply voltage (phase)	Flow rate (l/h)	Working pressure (bar/MPa)	3-piston axial pump	Crankshaft pump	Ceramic piston	Stainless steel pistons	four-pole engine (low-speed machine)	Advance pressure pump	Exhaust gas thermostat	Low fuel sensor	Pressure relief	SDS hose / Pressure tank	Dry-running protection	Flame monitoring	Calcification protection	Stainless steel heating coil	Servo Control	Servo Control ready	Remote control ready	Spray gun	High-pressure hose	Spray lance	Triple nozzle
Stationary hot water pressure washers, single-lance operation																									
	HDS 12/14-4 ST	1.699-921.0	400V (3)	600-1,200	30-140 / 3-14	■	■	■	■	-	■	■	■	■	■	■	■	■	-	■	■	■	-	-	-
	HDS 12/14-4 ST Gas	1.251-901.0	400V (3)	600-1,200	30-140 / 3-14	■	■	■	■	-	■	■	■	■	■	■	■	■	-	■	■	■	-	-	-
	HDS 12/14-4 ST Gas LPG	1.251-902.0	400V (3)	600-1,200	30-140 / 3-14	■	■	■	■	-	■	■	■	■	■	■	■	■	-	■	■	■	-	-	-
	HDS 9/14-4 ST	1.698-917.0	400V (3)	500-930	30-140 / 3-14	■	■	■	■	-	■	■	■	■	■	■	■	■	-	■	■	■	-	-	-
	HDS 9/16-4 ST Gas	1.251-900.0	400V (3)	500-960	30-160 / 3-16	■	■	■	■	-	■	■	■	■	■	■	■	■	-	■	■	■	-	-	-
Stationary cold water pressure washers, 60/85°C, multiple-lance operation																									
	HDC 120/10	1.509-502.2	400V (3)	700-12,000	100 / 10	-	■	-	■	■	□	-	-	-	■	■	-	-	-	□	■	■	□	□	-
	HDC 90/10	1.509-502.2	400V (3)	700-9,000	100 / 10	-	■	-	■	■	□	-	-	-	■	■	-	-	-	□	■	■	□	□	-
	HDC 60/10	1.509-502.2	400V (3)	700-6,000	100 / 10	-	■	-	■	■	□	-	-	-	■	■	-	-	-	□	■	■	□	□	-
	HDC 80/16	1.509-500.2	400V (3)	700-8,000	160 / 16	-	■	-	■	■	□	-	-	-	■	■	-	-	-	□	■	■	□	□	-
	HDC 80/08	1.509-500.2	400V (3)	700-8,000	80 / 8	-	■	-	■	■	□	-	-	-	■	■	-	-	-	□	■	■	□	□	-
	HDC 60/16	1.509-500.2	400V (3)	700-6,000	160 / 16	-	■	-	■	■	□	-	-	-	■	■	-	-	-	□	■	■	□	□	-
	HDC 60/08	1.509-500.2	400V (3)	700-6,000	80 / 8	-	■	-	■	■	□	-	-	-	■	■	-	-	-	□	■	■	□	□	-
	HDC 40/16	1.509-500.2	400V (3)	700-4,000	160 / 16	-	■	-	■	■	□	-	-	-	■	■	-	-	-	□	■	■	□	□	-
	HDC 40/08	1.509-500.2	400V (3)	700-4,000	80 / 8	-	■	-	■	■	□	-	-	-	■	■	-	-	-	□	■	■	□	□	-
	HDC 20/16	1.509-501.2	400V (3)	700-2,000	160 / 16	-	■	-	■	■	□	-	-	-	■	■	-	-	-	□	■	■	□	□	-
	HDC 20/08	1.509-501.2	400V (3)	700-2,000	80 / 8	-	■	-	■	■	□	-	-	-	■	■	-	-	-	□	■	■	□	□	-
Stationary cold water pressure washers, single-lance operation																									
	HD 13/12-4 ST	1.524-950.2	400V (3)	650-1,300	30-120 / 3-12	■	■	■	■	□	-	-	□	■	□	-	□	-	□	■	■	■	■	■	■
	HD 9/18-4 ST	1.524-950.2	400V (3)	460-900	40-180 / 4-18	■	■	■	■	□	-	-	□	■	□	-	□	-	□	■	■	■	■	■	■
	HD 7/16-4 ST	1.524-950.2	400V (3)	300-700	30-160 / 3-16	■	■	■	■	□	-	-	□	■	□	-	□	-	□	■	■	■	■	■	■

■ Included in delivery. □ Configurable



Please contact us for more information:

#### **United Kingdom**

Kärcher (UK) Ltd  
Kärcher House  
Brookhill Way  
Banbury  
Oxon OX16 3ED  
Phone +44 (0)1295 752 000  
Fax +44 (0)1295 752 103  
[cleaning@karcher.co.uk](mailto:cleaning@karcher.co.uk)  
[www.karcher.co.uk](http://www.karcher.co.uk)

#### **Ireland**

Kärcher Ltd  
Unit 4  
E.P. Mooney Business Park  
Walkinstown Avenue  
Dublin 12  
Phone +353 (01) 409 7777  
Fax +353 (01) 409 7775  
[info@ie.karcher.com](mailto:info@ie.karcher.com)  
[www.karcher.ie](http://www.karcher.ie)