



























Product Coding and Pin Configurations:

Conn. (F)	Plug (M)			
		<b>F1530Y-SY</b> (2) 15 Amp conn (F) - 30 Amp plug (M)		
		<b>F3030Y-SY</b> (2) 30 Amp conn (F) - 30 Amp plug (M)		
		<b>F3050Y-SY</b> (2) 30 Amp conn (F) - 50 Amp 125V plug (M)		
		<b>F3052Y-SY</b> (2) 30 Amp conn (F) - 50 Amp 125/250V plug (M)		
		<b>F5052Y-SY</b> (2) 50 Amp 125v conn (F) - 50 Amp 125/250V plug (M)		
		<b>F5050Y-SY</b> (2) 50 Amp 125V conn (F) - 50 Amp 125V plug (M)		
		<b>F5252Y-SY</b> (2) 50 Amp 125/250V conn (F) - 50 Amp 125/250V plug (M)	