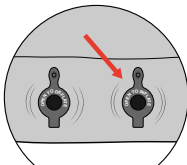


# Pongo Pad Setup Instructions

# KAMMOK

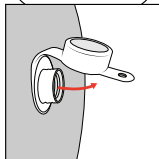
## 1a. Inflate manually

Open the tab labeled “Open to Inflate” on the Pongo Pad. Inflate with mouth to desired firmness and close the tab.



## 1b. Connect the pump sack\*


Open the cap at the bottom of the pump sack and the tab labeled “Open to Inflate” on the Pongo Pad. Connect the air pump sack to the inflate pull tab.



\*Air pump sack sold separately.

## 2. Inflate and close bag

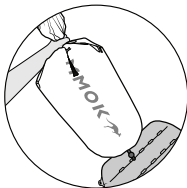
Open the bag and inflate by blowing into it. Once the bag has expanded, quickly close bag tight with the drawcord.



## 3. Inflate the pad

Squeeze the air out of the air pump bag and into the sleeping pad.

Repeat steps 2-4 until the sleeping pad is filled to the desired comfort.



## SLEEPING PAD CARE

Keep out of direct UV light when not in use. Remove sharp objects from your pockets. Inflate, then enjoy!

## LIFETIME WARRANTY

Register your product at [kammok.com/register](http://kammok.com/register).

**WARNING** Before using the pongo pad in a hammock, fully inspect the hammock and straps for snags, fraying, construction, defects, and general wear and tear. If anything suspicious is found during the inspection, discontinue use immediately and contact the Kammok team with questions (contact info on the back of this label.) Always make sure to clear the area beneath your hammock and sleeping pad. Inspect for objects above hammock that pose a risk of falling (e.g. dead tree limbs.) Under no circumstances should you hang your hammock more than 18 inches off the ground. Do not stack hammocks. Always test the hammock to ensure it is hung correctly before putting your full weight into it. Activities other than reclining can result in injury. Do not permit children to use unattended. Do not jump or swing aggressively in hammock or sleeping pad. Always follow the provided instructions. Do not modify your straps, hammock, or sleeping pad in any way; modification may result in failure or injury and will void your lifetime warranty.

## Give Time Outside

Kammok gives one percent of revenue to sponsor mentorship and outdoor experiences for young explorers.

## Lifetime Warranty

Our gear is built for life. Activate your lifetime warranty by registering your product at [kammok.com/register](http://kammok.com/register).

Designed in Austin, Texas  
Made in China

