

Kubb game rules

Contents of the game

- . 1 king (25×4.5×4.5CM)
- . 10 kubbs (12×4×4CM)
- . 6 throwing sticks (25 cm long, 25mm Ø)
- . 4 Corner marker stakes

Object of the game

The object of the game is to knock over all of your opponents kubbs on their half of the playing pitch. To Finish and win the game you must finally knock over the king.

How Many Players can play ?

To Play you will need at least two players a. These is no limit to the number of players, you will just need to play as two teams and take it in turns to play a shot.

How to set up a Kubb Court / Field


To Set up a Kubb Court Measure out approx. 8×5 meter using a measuring tape or simply pace this out if you don't have one. Set out the 4 corners with the corner stakes

- . Length: 8m or approx. 8 adult paces
- . Width: 5m or approx. 5 adult paces.

Position five kubbs on each base line (5m edge for each team) as per the diagram below. These can be approximately equal distance apart .

These are the baseline kubbs.

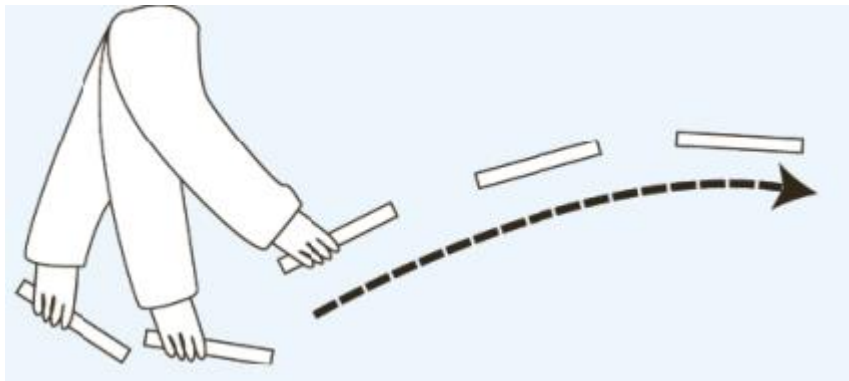
Position the king in the centre of the field.



How to Toss or Lobb you Kubb – The Throwing Rules

The throwing sticks are to be thrown underhand lengthwise only.

Throwing sideways is not allowed and is considered a foul throw. If you do this you lose that Stick and its score.



How to determine who starts play?

To decide which team starts Lobbing first, both teams must throw a stick at the Central king.

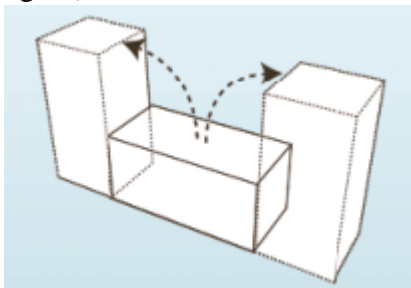
The team whose throwing stick is closest to the king starts the game.

How to Play

Team A starts by taking turns within their team (or all sticks if just one player) at Tossing the six sticks from their own baseline at the kubbs on the baseline of Team B.

After Team A has Lobbed all six sticks, it's Team B's turn. This turn consists of the three steps:

1. Team B takes all knocked down kubbs and throws them back on Team A's playing half (other side of central king)
2. Team A puts the thrown kubbs in upright position, by rolling them over either to the left or to the right (see figure). These kubbs are now called field kubbs.



3. Team B throws the six throwing sticks at the kubbs of Team A. Team B must first knock over Team A's field kubbs, before attempting to knock over any baseline kubbs. When a baseline kubb is knocked over before all field kubbs are knocked down, it must be put back in upright position.

Next up is Team A again. Steps 1 through 3 are repeated. Team A throws back all knocked down kubbs, both field kubbs and baseline kubbs. Knocked down kubbs never leave the game.

U.K. House of Jaques, Fircroft Way, Edenbridge, Kent, TN8 6EL

Tel: +44(0)1732 500200

Fax: +44(0)1732 500111

E mail: www.gameon@jaques.co.uk