

GRCP05	Cat. #		SELSETM LIGHTING PRODUCTS
	Job	Type	
			Approvals




MOUNTING OPTIONS



Housing

One piece die cast housing better waterproofing ,suitable for both indoor and outdoor application.



Photometry

Parking Garage Photometry and polycarbonate optical lens with heat resisting.



Mounting Bracket

Suitable for J-BOX mounting, and easy for installation, also support pendant mounting,wires coming out from the back for easier wire connections.

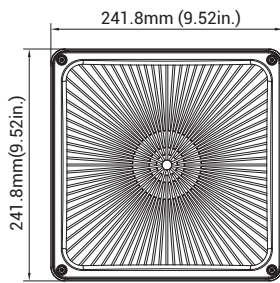


1/2inch Knock Hole

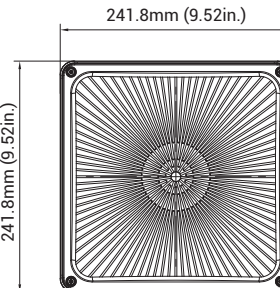
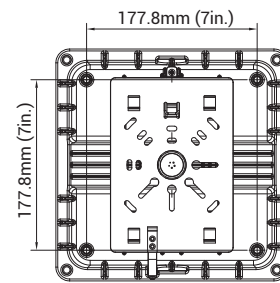
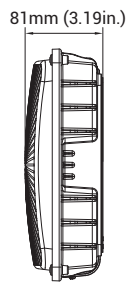
Support wires coming from the hole for easier wire connections. Optional PIRsensor and Emergency Battery.

DIMENSIONS

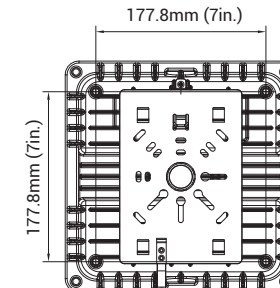
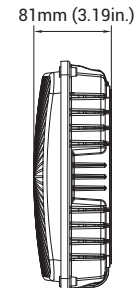
unit: mm/inch



Net Weight:
27W: 3.615lb
40W: 4.166lb



Net Weight:
60W: 5.070lb



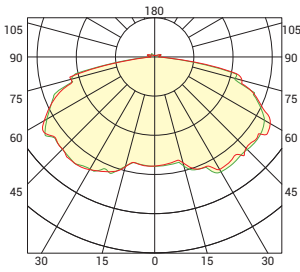
© 2019 Selser Lighting Products All rights reserved.

Due to our continued efforts to improve our products, product specifications are subject to change without notice. Selser Lighting Products reserves the right to make changes in specifications and/or to discontinue any product at any time without notice or obligation and will not be liable for any consequences resulting from the use of this publication.

SELSETM
LIGHTING PRODUCTS

Selser Lighting Products
Po Box 45160
Baton Rouge, La. 70895
Phone # (225) 412-0025

PHOTOMETRICS



PERFORMANCE DATA

PERFORMANCE DATA			4000K (70CRI)		5000K (70CRI)	
SYSTEM WATTS	PHOTOMETRY	VOLTAGE	LUMENS	LPW	LUMENS	LPW
27W	Parking Garage	120-277VAC	3750lm	139lm/W	3800lm	141lm/W
40W	Parking Garage	120-277VAC/347-480V	5350lm	134lm/W	5450lm	136lm/W
60W	Parking Garage	120-277VAC/347-480V	7800lm	130lm/W	8000lm	133lm/W

ELECTRICAL DATA

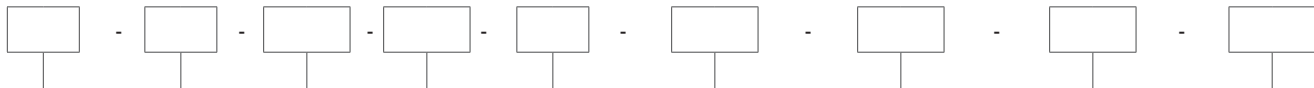
NUMBER OF DRIVERS	DRIVER CURRENT (mA)	NOMINAL POWER (W)	INPUT VOLTAGE (V)	CURRENT (Amps)
1	670	27	120	0.23
		27	208	0.13
		27	240	0.11
		27	277	0.10
1	980	40	120	0.33
		40	208	0.19
		40	240	0.17
		40	277	0.14
1	020	40	347	0.12
		40	480	0.08
1	1500	60	120	0.50
		60	208	0.29
		60	240	0.25
		60	277	0.22
1	600	60	347	0.17
		60	480	0.13

Applications: Parking structures, storage areas, shopping area walkways, entryway, and low level security.

FEATURES

- » Sealed die-casting profile for indoor and outdoor applications
- » Voltage is 120-277V & 347-480V
- » Lumen output from 3750-8000lm with efficacy up to 139lm/W
- » Provide with a PIR sensor ideal for parking garage and optional for emergency battery
- » Replacing 100W MH-250W MH
- » Operating temperature is -40°C to 40°C (-40°F to 104°F)
- » UL/cUL wet location listed and DLC qualified

ORDER MATRIX



FIXTURE TYPE	WATTAGE	VOLTAGE	CCT	FINISH	SENSOR (Option)	DIMMABLE (Option)	EMERGENCY BATTERY (Option)	INTERNAL CODE
GRCP05	27 27W 40 40W 60 60W	27V 120-277V 48V 347-480V	40K 4000K 50K 5000K	DB Dark Bronze B Black W White SG Silver Gray	M With Sensor Blank Without Sensor	D 1-10V Dimmable Blank NON Dimmable	B With Battery Blank Without Battery	Blank Alphanumeric

Note: 1. 27W is limited to 120-277V input only.
2. Only the Dimmable Version supports emergency battery option.



SELSER™
LIGHTING PRODUCTS

© 2019 Selsler Lighting Products All rights reserved.
Due to our continued efforts to improve our products, product specifications are subject to change without notice. Selsler Lighting Products reserves the right to make changes in specifications and/or to discontinue any product at any time without notice or obligation and will not be liable for any consequences resulting from the use of this publication.

Selsler Lighting Products
Po Box 45160
Baton Rouge, La. 70895
Phone # (225) 412-0025