

GRHB02	Cat. #		SELSER™ LIGHTING PRODUCTS
	Job	Type	
			Approvals



67W & 97W



90W, 140W, 100W & 180W



MOUNTING OPTIONS



Installation Accessory

Available for both hook mounting and surface mounting with bracket. Bracket allows to adjust the direction to illuminate any area you need.



Photometry

High Bay Photometry formed from high efficiency LEDs and scattering diffuser.



Motion Sensor

Optional motion sensor allows for security and energy saving.

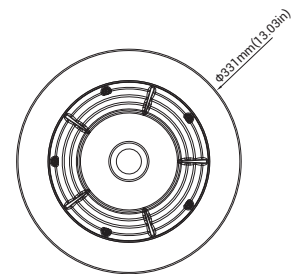
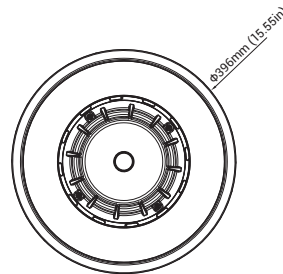
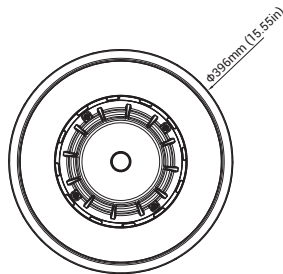


Housing

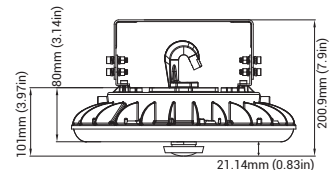
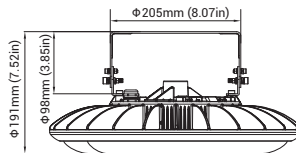
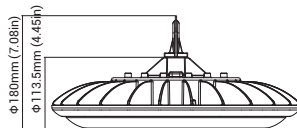
Die-cast aluminum housing with heat dissipating fins. Sealed design with silicone strip for use in wet locations.

DIMENSIONS

unit: mm/inch



Weight:
100W: 8.3lbs
180W: 9.5lbs

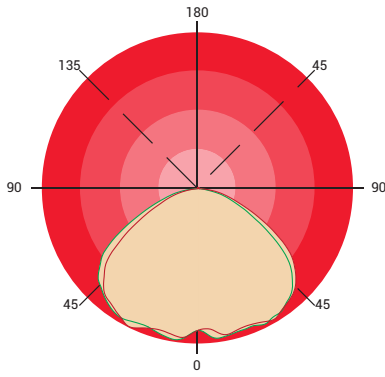


© 2019 Selser Lighting Products All rights reserved.
Due to our continued efforts to improve our products, product specifications are subject to change without notice. Selser Lighting Products reserves the right to make changes in specifications and/or to discontinue any product at any time without notice or obligation and will not be liable for any consequences resulting from the use of this publication.



Selser Lighting Products
Po Box 45160
Baton Rouge, La. 70895
Phone # (225) 412-0025

PHOTOMETRICS



PERFORMANCE DATA

			4000K (80CRI)		5000K (80CRI)	
SYSTEM WATTS	PHOTOMETRY	VOLTAGE	LUMENS	LPW	LUMENS	LPW
67W	High Bay	120-277VAC/347-480V	8800lm	131lm/W	8800lm	131lm/W
97W	High Bay	120-277VAC/347-480V	13000lm	134lm/W	13000lm	134lm/W
90W	High Bay	347-480V	13000lm	144lm/W	13000lm	144lm/W
100W	High Bay	120-277VAC	14000lm	140lm/W	14000lm	140lm/W
140W	High Bay	347-480V	20500lm	146lm/W	20500lm	146lm/W
180W	High Bay	120-277VAC	24000lm	133lm/W	24000lm	133lm/W

ELECTRICAL DATA

NUMBER OF DRIVERS	DRIVER CURRENT (mA)	NOMINAL POWER (W)	INPUT VOLTAGE (V)	CURRENT (Amps)
1	1750	67	120	0.56
		67	208	0.32
		67	240	0.28
		67	277	0.24
1	2500	97	120	0.81
		97	208	0.47
		97	240	0.40
		97	277	0.35
1	2600	100	120	0.83
		100	208	0.48
		100	240	0.42
		100	277	0.36
2	4540	180	120	1.50
		180	208	0.87
		180	240	0.75
		180	277	0.65



© 2019 Selser Lighting Products All rights reserved.
 Due to our continued efforts to improve our products, product specifications are subject to change without notice. Selser Lighting Products reserves the right to make changes in specifications and/or to discontinue any product at any time without notice or obligation and will not be liable for any consequences resulting from the use of this publication.



Selser Lighting Products
 Po Box 45160
 Baton Rouge, La. 70895
 Phone # (225) 412-0025

Applications: Suitable for commercial, retail and institutional applications including gymnasiums, factories and warehouses.

FEATURES

- » Sealed die-casting profile for indoor and outdoor applications
- » Voltage is 120-277V&347-480V
- » Lumen output from 8800-24000lm with efficacy up to 131lm/W
- » Superior colour rendition index compared to HPS
- » Increase energy saving with bi-level Motion sensor
- » Replacing 250W MH and 400W MH
- » Operating temperature is -40°C to 55°C (-40°F to 131°F)
- » UL/cUL and DLC premium qualified
- » Hook mount, pendant mount and surface mount available

ORDER MATRIX



FIXTURE TYPE	WATTAGE	VOLTAGE	CCT	FINISH	SENSOR (Option)	INTERNAL CODE
GRHB02	67 67W 90 90W 97 97W 100 100W 140 140W 180 180W	12V 120-277V 48V 347-480V	40K 4000K 50K 5000K	D Dark Bronze B Black W White	M With Sensor Blank Without Sensor	Blank Alphanumeric



© 2019 Selser Lighting Products All rights reserved.
 Due to our continued efforts to improve our products, product specifications are subject to change without notice. Selser Lighting Products reserves the right to make changes in specifications and/or to discontinue any product at any time without notice or obligation and will not be liable for any consequences resulting from the use of this publication.



Selser Lighting Products
 Po Box 45160
 Baton Rouge, La. 70895
 Phone # (225) 412-0025