

<h1>GRWP02</h1>	Cat. #		SELSETM LIGHTING PRODUCTS
	Job	Type	
	Approvals		



Medium Size 27W, 45W & 70W

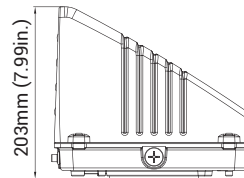
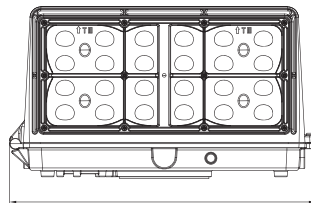



Large Size 90W & 135W



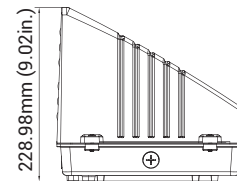
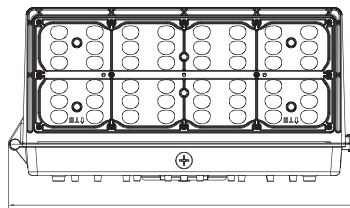
DIMENSIONS
unit: mm/inch

Medium Size



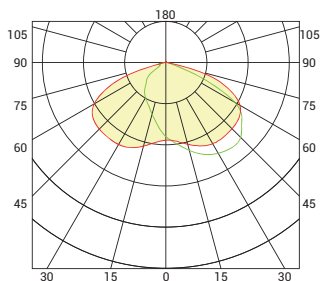
Net Weight
27W: 5.774lb
45W: 5.983lb
70W: 6.164lb

Large Size



Net Weight
90W: 10.478lb
135W: 10.952lb

PHOTOMETRICS



ACCESSORIES



© 2019 Selser Lighting Products All rights reserved.
Due to our continued efforts to improve our products, product specifications are subject to change without notice. Selser Lighting Products reserves the right to make changes in specifications and/or to discontinue any product at any time without notice or obligation and will not be liable for any consequences resulting from the use of this publication.



Selser Lighting Products
Po Box 45160
Baton Rouge, La. 70895
Phone # (225) 412-0025

PERFORMANCE DATA			4000K (70CRI)		5000K (70CRI)	
SYSTEM WATTS	VOLTAGE	CRI	LUMENS (4000K)	LPW (4000K)	LUMENS (5000K)	LPW (5000K)
27W	120-277VAC	70	3800lm	141 lm/W	3850lm	143 lm/W
45W	120-277V/347-480V AC	70	6300lm	140 lm/W	6350lm	141 lm/W
70W	120-277V/347-480V AC	70	9700lm	139 lm/W	9750lm	139 lm/W
90W	120-277V/347-480V AC	70	12200lm	136 lm/W	12300lm	137 lm/W
135W	120-277V/347-480V AC	70	18000lm	133 lm/W	18000lm	133 lm/W

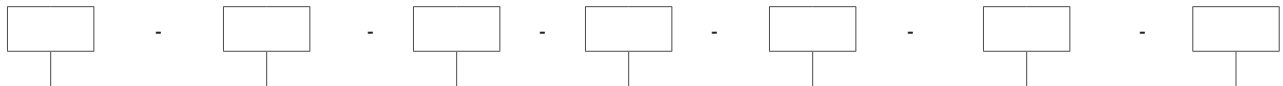
NUMBER OF DRIVERS	DRIVER CURRENT (mA)	NOMINAL POWER (W)	INPUT VOLTAGE (V)	CURRENT (Amps)
1	430	27	120	0.23
		27	208	0.13
		27	240	0.11
		27	277	0.10
1	770	45	120	0.38
		45	208	0.22
		45	240	0.19
		45	277	0.16
	1200	45	347	0.13
		45	480	0.09
1	1110	70	120	0.58
		70	208	0.34
		70	240	0.29
		70	277	0.25
	1850	70	347	0.20
		70	480	0.15
1	2270	90	120	0.75
		90	208	0.43
		90	240	0.38
		90	277	0.32
		90	347	0.26
		90	480	0.19
2	3260	135	120	1.13
		135	208	0.65
		135	240	0.56
		135	277	0.49
	3750	135	347	0.39
		135	480	0.28

Available in two sizes, full cutoff wall pack is designed for perimeter illumination for safety, security and identity. Rugged cast-aluminum, corrosion-resistant housing with bronze polyester powder paint for lasting durability and long lifespan and secures the thermally conductive LED panel and electrical chamber 4 pcs-holes (top, bottom, and sides) make connection/disconnection safe and easy.

FEATURES

- » Sealed die-casting profile for outdoor applications
- » Casting thermally conducts LED heat to optimize performance and long life
- » Suitable for applications requiring 3G testing prescribed by ANSI C136.31
- » Light engines are available in standard 4000 K and 5000 K (70 CRI) configurations
- » Scalable Lumen Packages from 3,800 to 18,000 Lumens
- » Tempered UV coated flat lens provide outstanding performance, uniformity and glare control
- » Universal 120-277 or 347-480 VAC input voltage
- » Greater than 0.9 power factor, less than 20% harmonic distortion, and is suitable for operation in -40°C to 45°C ambient environments
- » Estimated 50,000-hour LED lifespan based on IES LM-80 results and TM-21 calculations
- » Five-year warranty

ORDER MATRIX



Fixture Type	Power Consumption	Voltage	CCT	Finish	Sensor (Option)	Internal Code
GRWP02	27 27W 45 40W 70 70W 90 90W 135 135W	27V 120-277V 48V 347-480V	40K 4000K 50K 5000K	D Dark Bronze B Black W White	P0 120-277V Photocell Blank Without Sensor	Blank Alphanumeric



SELSER™
LIGHTING PRODUCTS

© 2019 Selser Lighting Products All rights reserved.

Due to our continued efforts to improve our products, product specifications are subject to change without notice. Selser Lighting Products reserves the right to make changes in specifications and/or to discontinue any product at any time without notice or obligation and will not be liable for any consequences resulting from the use of this publication.

Selser Lighting Products
Po Box 45160
Baton Rouge, La. 70895
Phone # (225) 412-0025