

PREMIER SERIES

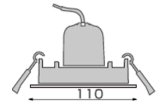
D O W N L I G H T S





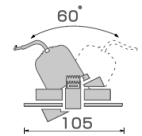
PS-A6

Description: Adjustable recessed downlight
Dimensions: Ø110mm **Cutout:** Ø95mm
Details: 355° rotation | ±25° tilt
Options: Dimmable
Colours: Black | White | Silver




PS-A5

Description: Adjustable recessed downlight
Dimensions: Ø105mm **Cutout:** Ø90mm
Details: ±30° tilt
Options: Dimmable
Colours: Black | White | Silver




PS-F6

Description: Fixed recessed downlight
Dimensions: Ø78mm **Cutout:** Ø65mm
Options: Dimmable
Colours: Black | White | Silver



PS-F4

Description: Fixed recessed downlight
Dimensions: Ø90mm **Cutout:** Ø75mm
Details: IP65 Rated
Options: Dimmable
Colours: Black | White | Silver

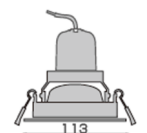


IP65



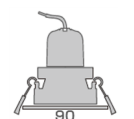
PS-D1

Description: Adjustable recessed downlight
Dimensions: Ø113mm **Cutout:** Ø95mm
Details: 355° rotation | ±25° tilt
Options: Dimmable
Colours: Black | White | Silver



PS-D3

Description: Adjustable recessed downlight
Dimensions: Ø90mm **Cutout:** Ø75mm
Details: ±30° tilt
Options: Dimmable
Colours: Black | White | Silver





REPLACES
50W HALOGEN



5
YEAR
WARRANTY

M1 LED MODULE



Wattage and Luminous Flux: 6W 550-650Lm

Kelvin Options: 2700K | 3000K | 4000K

Beam Angle: 10° | 22° | 36° | 60°

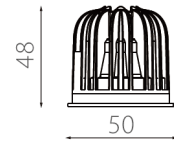
Dimensions: Ø50mm x H48mm

Details: CRI>83 | 3 Step MacAdam | Dimmable

Lifespan: L80/50,000hrs

Warranty: 5 Years | Extended on request

Options: Tunable White



Minimal heatsink with die-cast aluminium

M2 LED MODULE



Wattage and Luminous Flux: 9W 950-1100Lm |

8.5W 550-650Lm (for 10° only)

Kelvin Options: 2700K | 3000K | 4000K

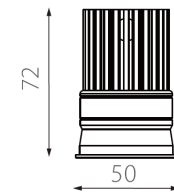
Beam Angle: 10° | 22° | 36° | 60°

Dimensions: Ø50mm x H72mm

Details: CRI>83 | 3 Step MacAdam | Dimmable

Lifespan: L80/50,000hrs

Warranty: 5 Years | Extended on request



Forging aluminium heatsink with pearl chrome appearance combines functionality and aesthetics

5
YEAR
WARRANTY

WARM WHITE VS COOL WHITE







WARM WHITE



COOL WHITE

The LED Module has an easy-to-use application. Simply twist the top ring off, then twist the LED Module into the back of the Downlight Ring, thus holding it securely in place.





PS-A6

Code	Colour
PS-A6-WHT	White
PS-A6-SIL	Silver
PS-A6-BLK	Black



PS-F4

Code	Colour
PS-F4-WHT	White
PS-F4-SIL	Silver
PS-F4-BLK	Black



PS-A5

Code	Colour
PS-A5-WHT	White
PS-A5-SIL	Silver
PS-A5-BLK	Black



PS-D1

Code	Colour
PS-D1-WHT	White
PS-D1-SIL	Silver
PS-D1-BLK	Black



PS-F6

Code	Colour
PS-F6-WHT	White
PS-F6-SIL	Silver
PS-F6-BLK	Black



PS-D3

Code	Colour
PS-D3-WHT	White
PS-D3-SIL	Silver
PS-D3-BLK	Black



M1 LED MODULE

Module Type	Wattage	Colour Temperature	Beam Angle
M1	6W	27K	10
		3K	22
		4K	36
			60

Example: M1-6W-3K-60



M2 LED MODULE

Module Type	Wattage	Colour Temperature	Beam Angle
M2	9W	27K	22
		3K	36
		4K	60

Example: M2-9W-4K-36

Code	Wattage	Colour Temperature	Beam Angle
M2	8W	27K	10
		3K	
		4K	

Example: M2-8W-3K-10