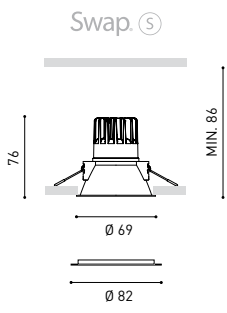




		W	K	mA	Lm	%Eff	
<b>SWAP S</b> CRI>90	A212-11-10-   W   R   G   Z   WN   N   W54	5W	2700K	150	675	86%	
	A212-11-11-   W   R   G   Z   WN   N   W54	5W	3000K	150	700	86%	
	A212-11-12-   W   R   G   Z   WN   N   W54	5W	4000K	150	710	86%	
<b>SWAP S</b> CRI>90	A212-12-10-   W   R   G   Z   WN   N   W54	7W	2700K	200	910	86%	
	A212-12-11-   W   R   G   Z   WN   N   W54	7W	3000K	200	940	86%	
	A212-12-12-   W   R   G   Z   WN   N   W54	7W	4000K	200	960	86%	
	A212-12-20-   W   R   G   Z   WN   N   W54	7W	2700K	200	910	86%	
	A212-12-21-   W   R   G   Z   WN   N   W54	7W	3000K	200	940	86%	
	PHASE CUT** A212-12-22-   W   R   G   Z   WN   N   W54	7W	4000K	200	960	86%	
	A212-12-30-   W   R   G   Z   WN   N   W54	7W	2700K	200	910	86%	
	A212-12-31-   W   R   G   Z   WN   N   W54	7W	3000K	200	940	86%	
	DALI   PUSH** A212-12-32-   W   R   G   Z   WN   N   W54	7W	4000K	200	960	86%	
	<b>SWAP S</b> <b>Super CRI</b> CRI>97	A312-12-10-   W   R   G   Z   WN   N   W54	7W	2700K	200	770	86%
		A312-12-11-   W   R   G   Z   WN   N   W54	7W	3000K	200	800	86%
		A312-12-12-   W   R   G   Z   WN   N   W54	7W	4000K	200	820	86%
A312-12-20-   W   R   G   Z   WN   N   W54		7W	2700K	200	770	86%	
A312-12-21-   W   R   G   Z   WN   N   W54		7W	3000K	200	800	86%	
PHASE CUT** A312-12-22-   W   R   G   Z   WN   N   W54		7W	4000K	200	820	86%	
A312-12-30-   W   R   G   Z   WN   N   W54		7W	2700K	200	770	86%	
A312-12-31-   W   R   G   Z   WN   N   W54		7W	3000K	200	800	86%	
DALI   PUSH** A312-12-32-   W   R   G   Z   WN   N   W54		7W	4000K	200	820	86%	



### Swap IP54\*

NOT COMPATIBLE WITH EXTRA BEZEL | AFFECTS THE LIGHTING PARAMETERS

	%Eff
W54 <input type="checkbox"/>	DIRECT REFERENCE 81%

OTHER COLOURS REFERENCE + IP54 ACCESSORY

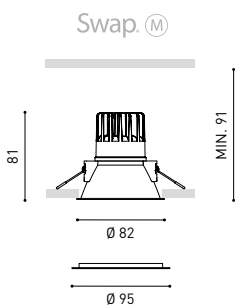
IP54 ACCESSORY S A212-10-54

PRE-ASSEMBLED. NOT SOLD SEPARATELY





		W	K	mA	Lm	%Eff
<b>SWAP M</b> CRI>90	A212-21-10-   W   R   G   Z   WN   N   W54	5W	2700K	150	675	86%
	A212-21-11-   W   R   G   Z   WN   N   W54	5W	3000K	150	700	86%
	A212-21-12-   W   R   G   Z   WN   N   W54	5W	4000K	150	710	86%
<b>SWAP M</b> CRI>90	A212-22-10-   W   R   G   Z   WN   N   W54	7W	2700K	200	910	86%
	A212-22-11-   W   R   G   Z   WN   N   W54	7W	3000K	200	940	86%
	A212-22-12-   W   R   G   Z   WN   N   W54	7W	4000K	200	960	86%
	A212-22-20-   W   R   G   Z   WN   N   W54	7W	2700K	200	910	86%
	A212-22-21-   W   R   G   Z   WN   N   W54	7W	3000K	200	940	86%
	PHASE CUT** A212-22-22-   W   R   G   Z   WN   N   W54	7W	4000K	200	960	86%
	A212-22-30-   W   R   G   Z   WN   N   W54	7W	2700K	200	910	86%
	A212-22-31-   W   R   G   Z   WN   N   W54	7W	3000K	200	940	86%
	DALI   PUSH** A212-22-32-   W   R   G   Z   WN   N   W54	7W	4000K	200	960	86%
	<b>SWAP M</b> <b>Super CRI</b> CRI>97	A312-22-10-   W   R   G   Z   WN   N   W54	7W	2700K	200	770
A312-22-11-   W   R   G   Z   WN   N   W54		7W	3000K	200	800	86%
A312-22-12-   W   R   G   Z   WN   N   W54		7W	4000K	200	820	86%
A312-22-20-   W   R   G   Z   WN   N   W54		7W	2700K	200	770	86%
A312-22-21-   W   R   G   Z   WN   N   W54		7W	3000K	200	800	86%
PHASE CUT** A312-22-22-   W   R   G   Z   WN   N   W54		7W	4000K	200	820	86%
A312-22-30-   W   R   G   Z   WN   N   W54		7W	2700K	200	770	86%
A312-22-31-   W   R   G   Z   WN   N   W54		7W	3000K	200	800	86%
DALI   PUSH** A312-22-32-   W   R   G   Z   WN   N   W54		7W	4000K	200	820	86%



### Swap IP54\*

NOT COMPATIBLE WITH EXTRA BEZEL | AFFECTS THE LIGHTING PARAMETERS

		%Eff
W54 <input type="checkbox"/>	<b>DIRECT REFERENCE</b>	81%

**OTHER COLOURS** REFERENCE + IP54 ACCESSORY

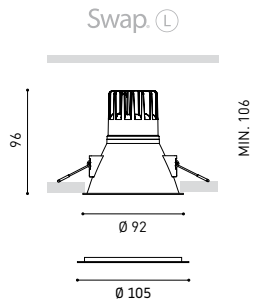
**IP54 ACCESSORY M** A212-20-54

PRE-ASSEMBLED. NOT SOLD SEPARATELY





		W	K	mA	Lm	%Eff
<b>SWAP L</b> CRI>90	A212-31-10-   W   R   G   Z   WN   N   W54	5W	2700K	150	675	86%
	A212-31-11-   W   R   G   Z   WN   N   W54	5W	3000K	150	700	86%
	A212-31-12-   W   R   G   Z   WN   N   W54	5W	4000K	150	710	86%
<b>SWAP L</b> CRI>90	A212-32-10-   W   R   G   Z   WN   N   W54	7W	2700K	200	910	86%
	A212-32-11-   W   R   G   Z   WN   N   W54	7W	3000K	200	940	86%
	A212-32-12-   W   R   G   Z   WN   N   W54	7W	4000K	200	960	86%
	A212-32-20-   W   R   G   Z   WN   N   W54	7W	2700K	200	910	86%
	A212-32-21-   W   R   G   Z   WN   N   W54	7W	3000K	200	940	86%
	PHASE CUT** A212-32-22-   W   R   G   Z   WN   N   W54	7W	4000K	200	960	86%
	A212-32-30-   W   R   G   Z   WN   N   W54	7W	2700K	200	910	86%
	A212-32-31-   W   R   G   Z   WN   N   W54	7W	3000K	200	940	86%
	DALI   PUSH A212-32-32-   W   R   G   Z   WN   N   W54	7W	4000K	200	960	86%
	<b>SWAP L</b> <b>Super CRI</b> CRI>97	A312-32-10-   W   R   G   Z   WN   N   W54	7W	2700K	200	770
A312-32-11-   W   R   G   Z   WN   N   W54		7W	3000K	200	800	86%
A312-32-12-   W   R   G   Z   WN   N   W54		7W	4000K	200	820	86%
A312-32-20-   W   R   G   Z   WN   N   W54		7W	2700K	200	770	86%
A312-32-21-   W   R   G   Z   WN   N   W54		7W	3000K	200	800	86%
PHASE CUT** A312-32-22-   W   R   G   Z   WN   N   W54		7W	4000K	200	820	86%
A312-32-30-   W   R   G   Z   WN   N   W54		7W	2700K	200	770	86%
A312-32-31-   W   R   G   Z   WN   N   W54		7W	3000K	200	800	86%
DALI   PUSH** A312-32-32-   W   R   G   Z   WN   N   W54		7W	4000K	200	820	86%



### Swap IP54\*

NOT COMPATIBLE WITH EXTRA BEZEL | AFFECTS THE LIGHTING PARAMETERS

	%Eff
W54 <input type="checkbox"/> DIRECT REFERENCE	81%

OTHER COLOURS REFERENCE + IP54 ACCESSORY

IP54 ACCESSORY L A212-30-54

PRE-ASSEMBLED. NOT SOLD SEPARATELY

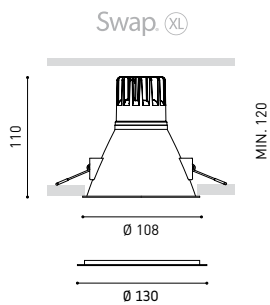


COLOUR | W  | R  | G  | Z  | WN  | N  | MATERIAL | AL  | PC  | PC  | >> 276

\*\* OTHER DIM OPTIONS PLEASE CONSULT | COLOURS MAY AFFECT THE LIGHTING PARAMETERS & FAST 220-230 V >> PLEASE CONSULT



		W	K	mA	Lm	%Eff	
<b>SWAP XL</b> CRI>90	A212-41-10-   W   R   G   Z   WN   N   W54	5W	2700K	150	675	86%	
	A212-41-11-   W   R   G   Z   WN   N   W54	5W	3000K	150	700	86%	
	A212-41-12-   W   R   G   Z   WN   N   W54	5W	4000K	150	710	86%	
<b>SWAP XL</b> CRI>90	A212-42-10-   W   R   G   Z   WN   N   W54	7W	2700K	200	910	86%	
	A212-42-11-   W   R   G   Z   WN   N   W54	7W	3000K	200	940	86%	
	A212-42-12-   W   R   G   Z   WN   N   W54	7W	4000K	200	960	86%	
	A212-42-20-   W   R   G   Z   WN   N   W54	7W	2700K	200	910	86%	
	A212-42-21-   W   R   G   Z   WN   N   W54	7W	3000K	200	940	86%	
	PHASE CUT** A212-42-22-   W   R   G   Z   WN   N   W54	7W	4000K	200	960	86%	
	A212-42-30-   W   R   G   Z   WN   N   W54	7W	2700K	200	910	86%	
	A212-42-31-   W   R   G   Z   WN   N   W54	7W	3000K	200	940	86%	
	DALI   PUSH** A212-42-32-   W   R   G   Z   WN   N   W54	7W	4000K	200	960	86%	
	<b>SWAP XL</b> <b>Super CRI</b> CRI>97	A312-42-10-   W   R   G   Z   WN   N   W54	7W	2700K	200	770	86%
		A312-42-11-   W   R   G   Z   WN   N   W54	7W	3000K	200	800	86%
		A312-42-12-   W   R   G   Z   WN   N   W54	7W	4000K	200	820	86%
A312-42-20-   W   R   G   Z   WN   N   W54		7W	2700K	200	770	86%	
A312-42-21-   W   R   G   Z   WN   N   W54		7W	3000K	200	800	86%	
PHASE CUT** A312-42-22-   W   R   G   Z   WN   N   W54		7W	4000K	200	820	86%	
A312-42-30-   W   R   G   Z   WN   N   W54		7W	2700K	200	770	86%	
A312-42-31-   W   R   G   Z   WN   N   W54		7W	3000K	200	800	86%	
DALI   PUSH** A312-42-32-   W   R   G   Z   WN   N   W54		7W	4000K	200	820	86%	



### Swap IP54\*

NOT COMPATIBLE WITH EXTRA BEZEL | AFFECTS THE LIGHTING PARAMETERS

		%Eff
W54 <input type="checkbox"/>	<b>DIRECT REFERENCE</b>	81%

**OTHER COLOURS** REFERENCE + IP54 ACCESSORY

**IP54 ACCESSORY XL** A212-40-54

PRE-ASSEMBLED. NOT SOLD SEPARATELY

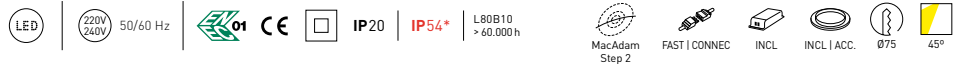


COLOUR | W  | R  | G  | Z  | WN  | N  | MATERIAL | AL | PC | PC | » 276

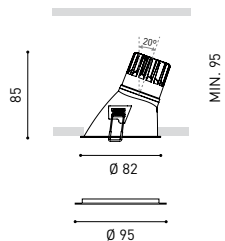
\*\* OTHER DIM OPTIONS PLEASE CONSULT | COLOURS MAY AFFECT THE LIGHTING PARAMETERS & FAST 220-230 V » PLEASE CONSULT



		W	K	mA	Lm	%Eff
<b>SWAP M</b> <b>Asymmetric</b> CRI>90	A216-21-10-   W   R   G   Z   WN   N   W54	5W	2700K	150	675	86%
	A216-21-11-   W   R   G   Z   WN   N   W54	5W	3000K	150	700	86%
	A216-21-12-   W   R   G   Z   WN   N   W54	5W	4000K	150	710	86%
<b>SWAP M</b> <b>Asymmetric</b> CRI>90	A216-22-10-   W   R   G   Z   WN   N   W54	7W	2700K	200	910	86%
	A216-22-11-   W   R   G   Z   WN   N   W54	7W	3000K	200	940	86%
	A216-22-12-   W   R   G   Z   WN   N   W54	7W	4000K	200	960	86%
	A216-22-20-   W   R   G   Z   WN   N   W54	7W	2700K	200	910	86%
	A216-22-21-   W   R   G   Z   WN   N   W54	7W	3000K	200	940	86%
	PHASE CUT** A216-22-22-   W   R   G   Z   WN   N   W54	7W	4000K	200	960	86%
	A216-22-30-   W   R   G   Z   WN   N   W54	7W	2700K	200	910	86%
	A216-22-31-   W   R   G   Z   WN   N   W54	7W	3000K	200	940	86%
	DALI   PUSH** A216-22-32-   W   R   G   Z   WN   N   W54	7W	4000K	200	960	86%
	<b>SWAP M</b> <b>Asymmetric</b> <b>Super CRI</b> CRI>97	A316-22-10-   W   R   G   Z   WN   N   W54	7W	2700K	200	770
A316-22-11-   W   R   G   Z   WN   N   W54		7W	3000K	200	800	86%
A316-22-12-   W   R   G   Z   WN   N   W54		7W	4000K	200	820	86%
A316-22-20-   W   R   G   Z   WN   N   W54		7W	2700K	200	770	86%
A316-22-21-   W   R   G   Z   WN   N   W54		7W	3000K	200	800	86%
PHASE CUT** A316-22-22-   W   R   G   Z   WN   N   W54		7W	4000K	200	820	86%
A316-22-30-   W   R   G   Z   WN   N   W54		7W	2700K	200	770	86%
DALI   PUSH** A316-22-31-   W   R   G   Z   WN   N   W54		7W	3000K	200	800	86%
A316-22-32-   W   R   G   Z   WN   N   W54	7W	4000K	200	820	86%	



Swap (M)  
Asymmetric



### Swap IP54\*


NOT COMPATIBLE WITH EXTRA BEZEL | AFFECTS THE LIGHTING PARAMETERS

	%Eff
W54 <input type="checkbox"/> DIRECT REFERENCE	81%

OTHER COLOURS REFERENCE + IP54 ACCESSORY

IP54 ACCESSORY M A212-20-54

PRE-ASSEMBLED. NOT SOLD SEPARATELY



COLOUR | W  | R  | G  | Z  | WN  | N  | MATERIAL | AL | PC | PC | >> 276

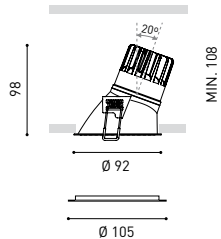
\*\* OTHER DIM OPTIONS PLEASE CONSULT | COLOURS MAY AFFECT THE LIGHTING PARAMETERS & FAST 220-230 V » PLEASE CONSULT



		W	K	mA	Lm	%Eff
<b>SWAP L</b> <b>Asymmetric</b> CRI>90	A216-31-10-   W   R   G   Z   WN   N   W54	5W	2700K	150	675	86%
	A216-31-11-   W   R   G   Z   WN   N   W54	5W	3000K	150	700	86%
	A216-31-12-   W   R   G   Z   WN   N   W54	5W	4000K	150	710	86%
<b>SWAP L</b> <b>Asymmetric</b> CRI>90	A216-32-10-   W   R   G   Z   WN   N   W54	7W	2700K	200	910	86%
	A216-32-11-   W   R   G   Z   WN   N   W54	7W	3000K	200	940	86%
	A216-32-12-   W   R   G   Z   WN   N   W54	7W	4000K	200	960	86%
	A216-32-20-   W   R   G   Z   WN   N   W54	7W	2700K	200	910	86%
	A216-32-21-   W   R   G   Z   WN   N   W54	7W	3000K	200	940	86%
	PHASE CUT** A216-32-22-   W   R   G   Z   WN   N   W54	7W	4000K	200	960	86%
	A216-32-30-   W   R   G   Z   WN   N   W54	7W	2700K	200	910	86%
	A216-32-31-   W   R   G   Z   WN   N   W54	7W	3000K	200	940	86%
	DALI   PUSH** A216-32-32-   W   R   G   Z   WN   N   W54	7W	4000K	200	960	86%
	<b>SWAP L</b> <b>Asymmetric</b> <b>Super CRI</b> CRI>97	A316-32-10-   W   R   G   Z   WN   N   W54	7W	2700K	200	770
A316-32-11-   W   R   G   Z   WN   N   W54		7W	3000K	200	800	86%
A316-32-12-   W   R   G   Z   WN   N   W54		7W	4000K	200	820	86%
A316-32-20-   W   R   G   Z   WN   N   W54		7W	2700K	200	770	86%
A316-32-21-   W   R   G   Z   WN   N   W54		7W	3000K	200	800	86%
PHASE CUT** A316-32-22-   W   R   G   Z   WN   N   W54		7W	4000K	200	820	86%
A316-32-30-   W   R   G   Z   WN   N   W54		7W	2700K	200	770	86%
DALI   PUSH** A316-32-31-   W   R   G   Z   WN   N   W54		7W	3000K	200	800	86%
A316-32-32-   W   R   G   Z   WN   N   W54	7W	4000K	200	820	86%	



Swap L  
Asymmetric



Swap IP54\*

NOT COMPATIBLE WITH EXTRA BEZEL | AFFECTS THE LIGHTING PARAMETERS

	%Eff
W54 <input type="checkbox"/> DIRECT REFERENCE	81%

OTHER COLOURS REFERENCE + IP54 ACCESSORY

IP54 ACCESSORY L A212-30-54

PRE-ASSEMBLED. NOT SOLD SEPARATELY



COLOUR | W  | R  | G  | Z  | WN  | N  | MATERIAL | AL | PC | PC | >> 276

\*\* OTHER DIM OPTIONS PLEASE CONSULT | COLOURS MAY AFFECT THE LIGHTING PARAMETERS & FAST >> 220-230 V >> PLEASE CONSULT