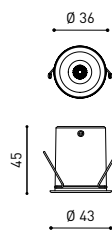




SHOT LIGHT		W*	K	BEAM	mA	Lm	%Eff
A268-01-10-	N R G Z WN W	2,1W	2700K	17°	700	190	92%
A268-01-11-	N R G Z WN W	2,1W	3000K	17°	700	210	92%
A268-01-12-	N R G Z WN W	2,1W	4000K	17°	700	250	92%
A268-01-20-	N R G Z WN W	2,1W	2700K	35°	700	190	93%
A268-01-21-	N R G Z WN W	2,1W	3000K	35°	700	210	93%
A268-01-22-	N R G Z WN W	2,1W	4000K	35°	700	250	93%

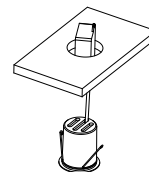


THE INVISIBLE BLACK N ■ | WN ■ » 024



EASY INSTALLATION

DRIVER FITS INTO CUT-OUT DIAMETER



COLOUR | N ■ | R ■ | G ■ | Z ■ | WN ■ | W ■ | MATERIAL | AL | ABS |

» 276

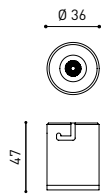
* OTHER W & DIM OPTIONS PLEASE CONSULT | COLOURS AFFECT THE LIGHTING PARAMETERS & & FAST 220-230 V » PLEASE CONSULT



	W*	K	BEAM	mA	Lm	%Eff
SHOT LIGHT Trimless A269-01-10- N R G Z W	2,1W	2700K	17°	700	190	92%
A269-01-11- N R G Z W	2,1W	3000K	17°	700	210	92%
A269-01-12- N R G Z W	2,1W	4000K	17°	700	250	92%
A269-01-20- N R G Z W	2,1W	2700K	35°	700	190	93%
A269-01-21- N R G Z W	2,1W	3000K	35°	700	210	93%
A269-01-22- N R G Z W	2,1W	4000K	35°	700	250	93%

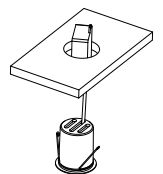


THE INVISIBLE BLACK N ■ ⓘ » 024



EASY INSTALLATION

DRIVER FITS INTO CUT-OUT DIAMETER



COLOUR | N ■ | R ■ | G ■ | Z ■ | W □ |

MATERIAL | AL | ABS |

ⓘ » 276

* OTHER W & DIM OPTIONS PLEASE CONSULT | COLOURS AFFECT THE LIGHTING PARAMETERS & FAST 220-230 V » PLEASE CONSULT



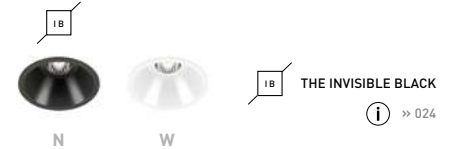
		W	K	mA	Lm	%Eff
SHOT LIGHT M	A297-01-10- N W	5W	2700K	150	675	86%
	A297-01-11- N W	5W	3000K	150	700	86%
	A297-01-12- N W	5W	4000K	150	710	86%
	A297-02-10- N W	6,5W	2700K	200	910	86%
	A297-02-11- N W	6,5W	3000K	200	940	86%
	A297-02-12- N W	6,5W	4000K	200	960	86%
	A297-02-30- N W	6,5W	2700K	200	910	86%
	A297-02-31- N W	6,5W	3000K	200	940	86%
	A297-02-32- N W	6,5W	4000K	200	960	86%



		W	K	mA	Lm	%Eff
SHOT LIGHT M Trimless	A298-01-10- N W	5W	2700K	150	675	86%
	A298-01-11- N W	5W	3000K	150	700	86%
	A298-01-12- N W	5W	4000K	150	710	86%
	A298-02-10- N W	6,5W	2700K	200	910	86%
	A298-02-11- N W	6,5W	3000K	200	940	86%
	A298-02-12- N W	6,5W	4000K	200	960	86%
	A298-02-30- N W	6,5W	2700K	200	910	86%
	A298-02-31- N W	6,5W	3000K	200	940	86%
	A298-02-32- N W	6,5W	4000K	200	960	86%



ACCESSORIES



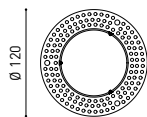
SHOT LIGHT M High Chromatic Led

NOT SOLD SEPARATELY | AFFECTS THE LIGHTING PARAMETERS

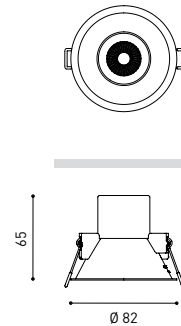


SHOT LIGHT M Trimless Accessory** A298-00-00

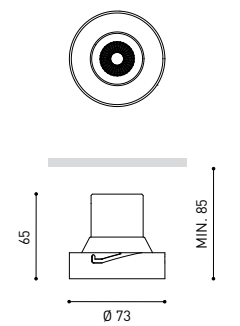
MANDATORY FOR INSTALLATION



SHOT LIGHT M



SHOT LIGHT M TRIMLESS



COLOUR | N ■ | W □ | MATERIAL | AL | ABS+PC

» 276

*DIM OPTIONS PLEASE CONSULT | COLOURS MAY AFFECT THE LIGHTING PARAMETERS

» 276 & FAST 220-230 V » PLEASE CONSULT