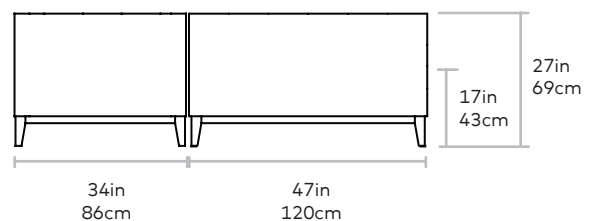
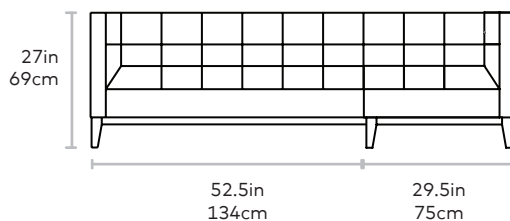


## Atwood Bi-Sectional

Gus\*



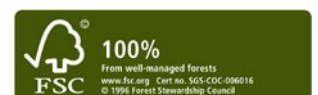
Seat Depth 23.5in | 60cm



**UPHOLSTERY** > Fabric  
**BASE** > Solid Wood Walnut Finish

The Atwood Bi-Sectional is a tailored design which features a blind-tufted seat, back and arms, along with piping details which lend to a clean, sophisticated look. This sectional is cleverly designed to allow the chaise to be positioned on the left or the right, so it can adapt to any room layout. Alternatively, the chaise can be easily separated to create a sofa and a free-floating lounge. The solid wood perimeter base is walnut finish with tapered legs. The frame is constructed with kiln-dried 100% FSC®-Certified hardwood in support of responsible forest management.

To see all finish options visit  
[gusmodern.com](https://gusmodern.com)



THIS PRODUCT IS MANUFACTURED WITH FSC-CERTIFIED WOOD