

**Order options**

**SYSTEM POWER**

15W  
21W

**COLOUR TEMPERATURE**

2700K  
3000K  
4000K


**COLOUR RENDERING INDEX**

CRI 80  
CRI 90

**ELECTRICAL**

non DIM  
phase DIM  
1-10V  
DALI

**PRIMARY REFLECTOR**



**TRIM**



Trim (Standard)

**TRIMLESS**



Ei Version

**ANTI-GLARE ACCESSORY**



Honeycomb mesh

**SECONDARY REFLECTOR**



Specular Chrome Black White



Matt Black Gold

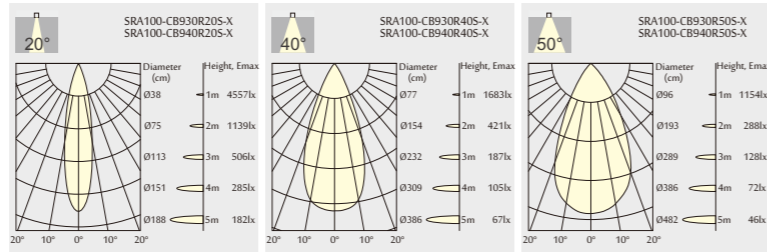
**SRA100**

**3000K**  
(Standard)



**Light distribution for 3000K**

**13 W 850lm-900lm**



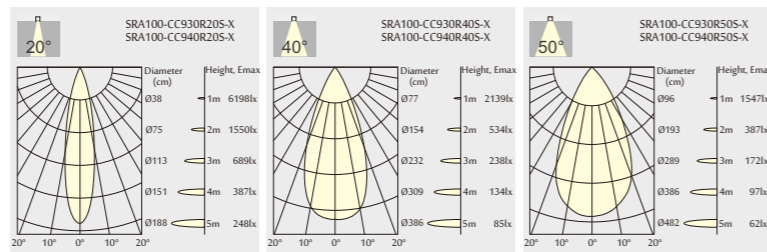
**Order Information**

**SRA100 850-900 Lm MODELS** (White trim, CITIZEN LED, Specular reflector)

Code	LED output	Module output	LED Voltage	LED Current	LED Power	System Power	CRI	CCT	BEAM
SRA100-CB930R20S-X	1300 lm	850 lm	36 V	350mA	13 W	15 W	90	3000K	20°
SRA100-CB940R20S-X	1400 lm	900 lm	36 V	350mA	13 W	15 W	90	4000K	20°
SRA100-CB930R40S-X	1300 lm	850 lm	36 V	350mA	13 W	15 W	90	3000K	40°
SRA100-CB940R40S-X	1400 lm	900 lm	36 V	350mA	13 W	15 W	90	4000K	40°
SRA100-CB930R50S-X	1300 lm	850 lm	36 V	350mA	13 W	15 W	90	3000K	50°
SRA100-CB940R50S-X	1400 lm	900 lm	36 V	350mA	13 W	15 W	90	4000K	50°

Remark: X=F (ON-OFF) X=P (Phase Dim) X=A (1-10V Dim) X=D (DALI Dim) X=N (Without Driver)

**18 W 1100lm-1200lm**



**Order Information**

**SRA100 1100-1200 Lm MODELS** (White trim, CITIZEN LED, Specular reflector)

Code	LED output	Module output	LED Voltage	LED Current	LED Power	System Power	CRI	CCT	BEAM
SRA100-CC930R20S-X	1700 lm	1100 lm	36 V	500mA	18 W	21 W	90	3000K	20°
SRA100-CC940R20S-X	1800 lm	1200 lm	36 V	500mA	18 W	21 W	90	4000K	20°
SRA100-CC930R40S-X	1700 lm	1100 lm	36 V	500mA	18 W	21 W	90	3000K	40°
SRA100-CC940R40S-X	1800 lm	1200 lm	36 V	500mA	18 W	21 W	90	4000K	40°
SRA100-CC930R50S-X	1700 lm	1100 lm	36 V	500mA	18 W	21 W	90	3000K	50°
SRA100-CC940R50S-X	1800 lm	1200 lm	36 V	500mA	18 W	21 W	90	4000K	50°

Remark: X=F (ON-OFF) X=P (Phase Dim) X=A (1-10V Dim) X=D (DALI Dim) X=N (Without Driver)

**Order options**

**SYSTEM POWER**

21W  
28W

**COLOUR TEMPERATURE**

2700K  
3000K  
4000K


**COLOUR RENDERING INDEX**

CRI 80  
CRI 90

**ELECTRICAL**

non DIM  
phase DIM  
1-10V  
DALI

**PRIMARY REFLECTOR**



**TRIM**



Trim (Standard)

**TRIMLESS**



Ei Version

**ANTI-GLARE ACCESSORY**



Honeycomb mesh

**SECONDARY REFLECTOR**



Specular Chrome Black White



Matt Black Gold

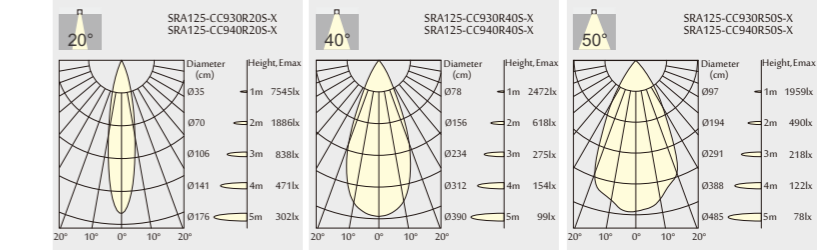
**SRA125**

**3000K**  
(Standard)



**Light distribution for 3000K**

**18 W 1300lm-1400lm**



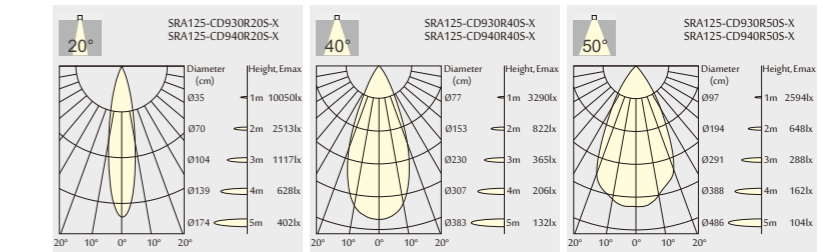
**Order Information**

**SRA125 1300-1400 Lm MODELS** (White trim, CITIZEN LED, Specular reflector)

Code	LED output	Module output	LED Voltage	LED Current	LED Power	System Power	CRI	CCT	BEAM
SRA125-CC930R20S-X	2000 lm	1300 lm	36 V	500mA	18 W	21 W	90	3000K	20°
SRA125-CC940R20S-X	2100 lm	1400 lm	36 V	500mA	18 W	21 W	90	4000K	20°
SRA125-CC930R40S-X	2000 lm	1300 lm	36 V	500mA	18 W	21 W	90	3000K	40°
SRA125-CC940R40S-X	2100 lm	1400 lm	36 V	500mA	18 W	21 W	90	4000K	40°
SRA125-CC930R50S-X	2000 lm	1300 lm	36 V	500mA	18 W	21 W	90	3000K	50°
SRA125-CC940R50S-X	2100 lm	1400 lm	36 V	500mA	18 W	21 W	90	4000K	50°

Remark: X=F (ON-OFF) X=P (Phase Dim) X=A (1-10V Dim) X=D (DALI Dim) X=N (Without Driver)

**25 W 1700lm-1800lm**



**Order Information**

**SRA125 1700-1800 Lm MODELS** (White trim, CITIZEN LED, Specular reflector)

Code	LED output	Module output	LED Voltage	LED Current	LED Power	System Power	CRI	CCT	BEAM
SRA125-CD930R20S-X	2600 lm	1700 lm	36 V	700mA	25 W	28 W	90	3000K	20°
SRA125-CD940R20S-X	2700 lm	1800 lm	36 V	700mA	25 W	28 W	90	4000K	20°
SRA125-CD930R40S-X	2600 lm	1700 lm	36 V	700mA	25 W	28 W	90	3000K	40°
SRA125-CD940R40S-X	2700 lm	1800 lm	36 V	700mA	25 W	28 W	90	4000K	40°
SRA125-CD930R50S-X	2600 lm	1700 lm	36 V	700mA	25 W	28 W	90	3000K	50°
SRA125-CD940R50S-X	2700 lm	1800 lm	36 V	700mA	25 W	28 W	90	4000K	50°

Remark: X=F (ON-OFF) X=P (Phase Dim) X=A (1-10V Dim) X=D (DALI Dim) X=N (Without Driver)