

O

Series High Performance | Recessed Luminaires

DOWNLIGHT

Wall Washer

6- Specification

NEW
















Color Temperature



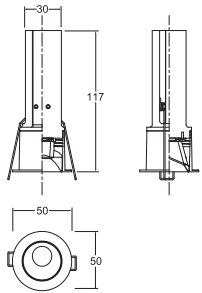
O-SERIES HIGH PERFORMANCE INDEX BY CATEGORY

Wall Washer


O-series		Color Temperature	Source Output	Beam Angle	Dimension
01.5H		  	8.5W	WW	Ø50 X H117 (HOLE Ø40)
02H		  	8.5W 14W	WW WW	Ø70 X H107 (HOLE Ø60) Ø70 X H127 (HOLE Ø60)
03H		  	14W 17.5W 28W	WW WW WW	Ø96 X H117 (HOLE Ø85) Ø96 X H117 (HOLE Ø85) Ø96 X H132 (HOLE Ø85)



- **Housing**
Small size, high power engine technology and strong heat dissipation performance of nonstorm heat dissipation system.
- **Reflector**
Wall Wash optical function incorporated with NGR(Non Glare Reflector) Technology.
Dust & Scratch proof reflector.



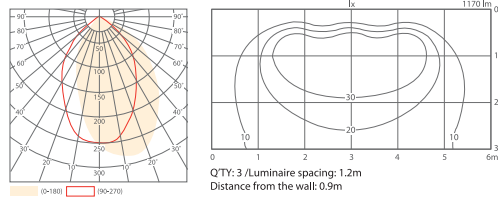
H11152C-827C-010-WW
H11152C-830C-010-WW
H11152C-840C-010-WW



Dimension Ø50 X H117 (HOLE: Ø40)
 Power Consumption(SMPS included) 10W
 Operating Voltage AC100~240V
 Material AL, PC
 Weight 0.15kg

MODEL NO.	SOURCE OUTPUT	LAMP LUMINOUS(lm)	LOR	COLOR RENDERING INDEX(RA)	COLOR TEMPERATURE(K)	BEAM ANGLE	TRIM COLOR	REFLECTOR FINISH
H11152C-827C-010-WW	8.5W	1170	0.33	80	2700	WW	White	Chrome
H11152C-830C-010-WW	8.5W	1170	0.33	80	3000	WW	White	Chrome
H11152C-840C-010-WW	8.5W	1170	0.33	80	4000	WW	White	Chrome

H11152C-827C-010-WW
H11152C-830C-010-WW
H11152C-840C-010-WW



SMPS		
MODEL	SMPS NO.	INDEX
H11152	80022	ON/OFF
	81011	1-10
	80033	ON/OFF(PSE)
	84004	PWM(PSE)

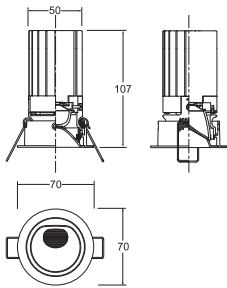


O2H


H11202



- **Housing**
Small size, high power engine technology and strong heat dissipation performance of nonstorm heat dissipation system.
- **Reflector**
Wall Wash optical function incorporated with NGR(Non Glare Reflector) Technology. Dust & Scratch proof reflector.



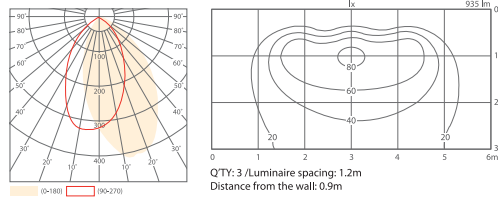
H11202C-827C-010-WW
H11202C-830C-010-WW
H11202C-840C-010-WW



Dimension Ø70 X H107 (HOLE: Ø60)
Power Consumption(SMPS included) 10W
Operating Voltage AC100~240V
Material AL, PC
Weight 0.23kg

MODEL NO.	SOURCE OUTPUT	LAMP LUMINOUS(lm)	LOR	COLOR RENDERING INDEX(RA)	COLOR TEMPERATURE(K)	BEAM ANGLE	TRIM COLOR	REFLECTOR FINISH
H11202C-827C-010-WW	8.5W	935	0.46	80	2700	WW	White	Chrome
H11202C-830C-010-WW	8.5W	935	0.46	80	3000	WW	White	Chrome
H11202C-840C-010-WW	8.5W	935	0.46	80	4000	WW	White	Chrome

H11202C-827C-010-WW
H11202C-830C-010-WW
H11202C-840C-010-WW

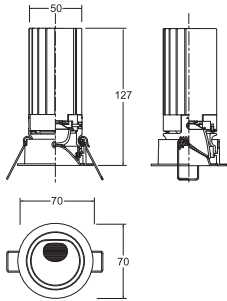


SMPS		
MODEL	SMPS NO.	INDEX
H11202	80036	ON/OFF
	81024	1-10
	82034	DALI
	80033	ON/OFF(PSE)
	84004	PWM(PSE)
	82038	DALI(PSE)






- **Housing**
Small size, high power engine technology and strong heat dissipation performance of nonstorm heat dissipation system.
- **Reflector**
Wall Wash optical function incorporated with NGR(Non Glare Reflector) Technology.
Dust & Scratch proof reflector.



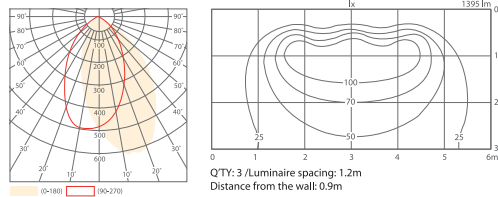
H11212C-827C-015-WW
H11212C-830C-015-WW
H11212C-840C-015-WW



Dimension Ø70 X H127 (HOLE: Ø60)
Power Consumption(SMPS included) 15W
Operating Voltage AC100~240V
Material AL, PC
Weight 0.29kg

MODEL NO.	SOURCE OUTPUT	LAMP LUMINOUS(lm)	LOR	COLOR RENDERING INDEX(RA)	COLOR TEMPERATURE(K)	BEAM ANGLE	TRIM COLOR	REFLECTOR FINISH
H11212C-827C-015-WW	14W	1395	0.47	80	2700	WW	White	Chrome
H11212C-830C-015-WW	14W	1395	0.47	80	3000	WW	White	Chrome
H11212C-840C-015-WW	14W	1395	0.47	80	4000	WW	White	Chrome

H11212C-827C-015-WW
H11212C-830C-015-WW
H11212C-840C-015-WW



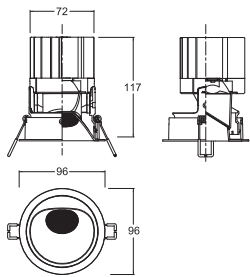
SMPS		
MODEL	SMPS NO.	INDEX
H11212	80037	ON/OFF
	81025	1-10
	82035	DALI
	80040	ON/OFF(PSE)
	84014	PWM(PSE)
	82039	DALI(PSE)

O3H

H11312




- **Housing**
Small size, high power engine technology and strong heat dissipation performance of nonstorm heat dissipation system.
- **Reflector**
Wall Wash optical function incorporated with NGR(Non Glare Reflector) Technology. Dust & Scratch proof reflector.



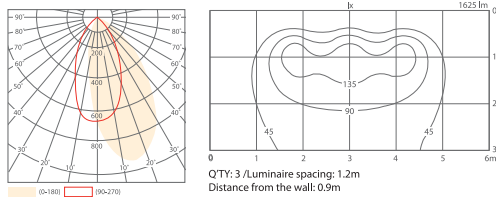
Dimension Ø96 X H117 (HOLE: Ø85)
 Power Consumption(SMPS included) 15W
 Operating Voltage AC100~240V
 Material AL, PC
 Weight 0.42kg

MODEL NO.	SOURCE OUTPUT	LAMP LUMINOUS(lm)	LOR	COLOR RENDERING INDEX(RA)	COLOR TEMPERATURE(K)	BEAM ANGLE	TRIM COLOR	REFLECTOR FINISH
H11312C-827C-015-WW	14W	1625	0.46	80	2700	WW	White	Chrome
H11312C-830C-015-WW	14W	1625	0.46	80	3000	WW	White	Chrome
H11312C-840C-015-WW	14W	1625	0.46	80	4000	WW	White	Chrome

H11312C-827C-015-WW
 H11312C-830C-015-WW
 H11312C-840C-015-WW




H11312C-827C-015-WW
 H11312C-830C-015-WW
 H11312C-840C-015-WW

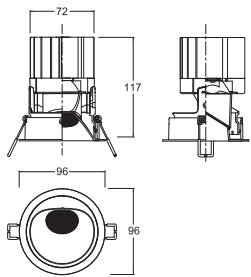


SMPS		
MODEL	SMPS NO.	INDEX
H11312	80037	ON/OFF
	81025	1-10
	82035	DALI
	80040	ON/OFF(PSE)
	84014	PWM(PSE)
	82039	DALI(PSE)






- **Housing**
Small size, high power engine technology and strong heat dissipation performance of nonstorm heat dissipation system.
- **Reflector**
Wall Wash optical function incorporated with NGR(Non Glare Reflector) Technology.
Dust & Scratch proof reflector.



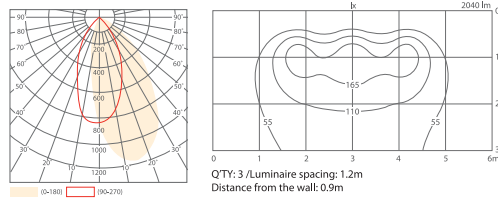
H11322C-827C-020-WW
H11322C-830C-020-WW
H11322C-840C-020-WW



Dimension Ø96 X H117 (HOLE: Ø85)
Power Consumption(SMPS included) 20W
Operating Voltage AC100~240V
Material AL, PC
Weight 0.42kg

MODEL NO.	SOURCE OUTPUT	LAMP LUMINOUS(lm)	LOR	COLOR RENDERING INDEX(RA)	COLOR TEMPERATURE(K)	BEAM ANGLE	TRIM COLOR	REFLECTOR FINISH
H11322C-827C-020-WW	17.5W	2040	0.45	80	2700	WW	White	Chrome
H11322C-830C-020-WW	17.5W	2040	0.45	80	3000	WW	White	Chrome
H11322C-840C-020-WW	17.5W	2040	0.45	80	4000	WW	White	Chrome


H11322C-827C-020-WW
H11322C-830C-020-WW
H11322C-840C-020-WW



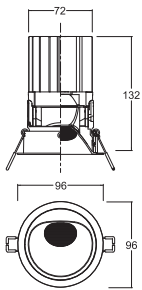
SMPS		
MODEL	SMPS NO.	INDEX
H11322	80038	ON/OFF
	81026	1-10
	82036	DALI
	80041	ON/OFF(PSE)
	84015	PWM(PSE)
	82040	DALI(PSE)

O3H


H11332



- **Housing**
Small size, high power engine technology and strong heat dissipation performance of nonstorm heat dissipation system.
- **Reflector**
Wall Wash optical function incorporated with NGR(Non Glare Reflector) Technology. Dust & Scratch proof reflector.



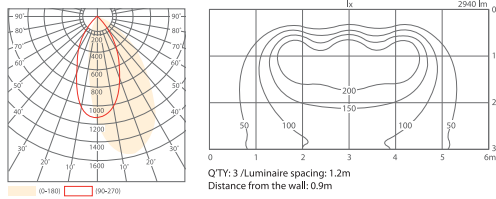
H11332C-827C-030-WW
H11332C-830C-030-WW
H11332C-840C-030-WW



Dimension Ø96 X H132 (HOLE: Ø85)
Power Consumption(SMPS included) 30W
Operating Voltage AC100~240V
Material AL, PC
Weight 0.52kg

MODEL NO.	SOURCE OUTPUT	LAMP LUMINOUS(lm)	LOR	COLOR RENDERING INDEX(RA)	COLOR TEMPERATURE(K)	BEAM ANGLE	TRIM COLOR	REFLECTOR FINISH
H11332C-827C-030-WW	28W	2940	0.42	80	2700	WW	White	Chrome
H11332C-830C-030-WW	28W	2940	0.42	80	3000	WW	White	Chrome
H11332C-840C-030-WW	28W	2940	0.42	80	4000	WW	White	Chrome

H11332C-827C-030-WW
H11332C-830C-030-WW
H11332C-840C-030-WW



SMPS		
MODEL	SMPS NO.	INDEX
H11332	80039	ON/OFF
	81027	1-10
	82037	DALI
	80042	ON/OFF(PSE)
	84016	PWM(PSE)
	82041	DALI(PSE)

