

FLEX

IP 65

FLOODLIGHT

Spot & Flood

6- Specification

NEW



F EX-SERIES INDEX BY CATEGORY

Floodlighting

Type		Color Temperature	Source Output	Beam Angle	Dimension
------	--	-------------------	---------------	------------	-----------

F EX_DC
NEW

10W



10W

10°
20°
30°

Ø80 X H98



18W



18W

10°
20°
30°

Ø105 X H123



Type		Color Temperature	Power Consumption	Beam Angle	Dimension
------	--	-------------------	-------------------	------------	-----------

F EX_AC
NEW

20W



20W

10°
20°
30°

Ø105 X H190

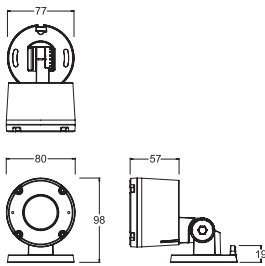



F EX _ DC 10W


45021



- Exceptional heat and waterproof performance by using materials that are strong and exothermic (IP65). Stable and convenient tilting structure freely adjusts the angle of aiming of luminaire.
- Available Beam Angles 10°, 20°, 30°
- Accessories Hood, Long hood

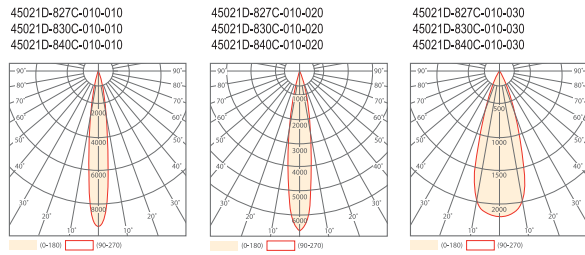


- | | | |
|---------------------|---------------------|---------------------|
| 45021D-827C-010-010 | 45021D-827C-010-020 | 45021D-827C-010-030 |
| 45021D-830C-010-010 | 45021D-830C-010-020 | 45021D-830C-010-030 |
| 45021D-840C-010-010 | 45021D-840C-010-020 | 45021D-840C-010-030 |



Dimension	Ø80 X H98
Source Output	10W
Operating Voltage	DC24V
Material	AL, GLASS
Weight	0.6kg
IP Rating	IP 65

MODEL NO.	SOURCE OUTPUT	LAMP LUMINOUS(lm)	LOR	COLOR RENDERING INDEX(RA)	COLOR TEMPERATURE(K)	BEAM ANGLE	COLOR
45021D-827C-010-010	10W	900	0.93	80	2700	10	Dark Grey
45021D-827C-010-020	10W	900	0.95	80	2700	20	Dark Grey
45021D-827C-010-030	10W	900	0.94	80	2700	30	Dark Grey
45021D-830C-010-010	10W	900	0.93	80	3000	10	Dark Grey
45021D-830C-010-020	10W	900	0.95	80	3000	20	Dark Grey
45021D-830C-010-030	10W	900	0.94	80	3000	30	Dark Grey
45021D-840C-010-010	10W	900	0.93	80	4000	10	Dark Grey
45021D-840C-010-020	10W	900	0.95	80	4000	20	Dark Grey
45021D-840C-010-030	10W	900	0.94	80	4000	30	Dark Grey

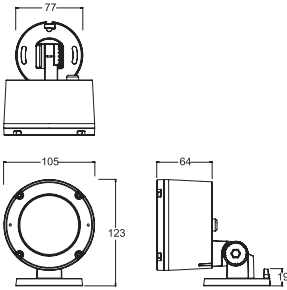



F EX _ DC 20W

45031




- Exceptional heat and waterproof performance by using materials that are strong and exothermic (IP65). Stable and convenient tilting structure freely adjusts the angle of aiming of luminaire.
- Available Beam Angles 10°, 20°, 30°
- Accessories Hood, Long hood



Dimension	Ø105 X H123
Source Output	18W
Operating Voltage	DC36V
Material	AL, GLASS
Weight	0.9kg
IP Rating	IP 65

MODEL NO.	SOURCE OUTPUT	LAMP LUMINOUS(lm)	LOR	COLOR RENDERING INDEX(RA)	COLOR TEMPERATURE(K)	BEAM ANGLE	COLOR
45031D-827C-020-010	18W	1800	0.93	80	2700	10	Dark Grey
45031D-827C-020-020	18W	1800	0.93	80	2700	20	Dark Grey
45031D-827C-020-030	18W	1800	0.91	80	2700	30	Dark Grey
45031D-830C-020-010	18W	1800	0.93	80	3000	10	Dark Grey
45031D-830C-020-020	18W	1800	0.93	80	3000	20	Dark Grey
45031D-830C-020-030	18W	1800	0.91	80	3000	30	Dark Grey
45031D-840C-020-010	18W	1800	0.93	80	4000	10	Dark Grey
45031D-840C-020-020	18W	1800	0.93	80	4000	20	Dark Grey
45031D-840C-020-030	18W	1800	0.91	80	4000	30	Dark Grey

- | | | |
|---------------------|---------------------|---------------------|
| 45031D-827C-020-010 | 45031D-827C-020-020 | 45031D-827C-020-030 |
| 45031D-830C-020-010 | 45031D-830C-020-020 | 45031D-830C-020-030 |
| 45031D-840C-020-010 | 45031D-840C-020-020 | 45031D-840C-020-030 |



- | | | |
|---------------------|---------------------|---------------------|
| 45031D-827C-020-010 | 45031D-827C-020-020 | 45031D-827C-020-030 |
| 45031D-830C-020-010 | 45031D-830C-020-020 | 45031D-830C-020-030 |
| 45031D-840C-020-010 | 45031D-840C-020-020 | 45031D-840C-020-030 |

