


# QUANTUM



## QUANTUM

- LED Wandeinbauleuchte
- Gehäuse aus Polycarbonat
- 4 Größen mit unterschiedlichen Blenden aus Aluminium (weiß, metallgrau und graphitgrau) oder Glas
- Oberflächenbehandlung von Aluminium: Beizen + Phosphorchromatieren + Epoxidgrundierung + Lackierung mit UV-stabilisiertem Epoxidpulver
- Schutzart: IP65
- Schutzklasse: II
- Integriertes elektronisches Versorgungsteil

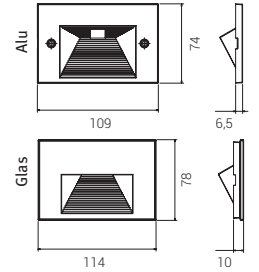
- Auf Anfrage**
- RGBW

- LED wall recessed luminaire
- Body of polycarbonate
- 4 sizes with different covers in aluminium (white, metal grey and graphite grey) or glass
- Surface treatment of aluminium: pickling+ phosphorus chromate + epoxy coating + varnish with UV-stabilized epoxy powder
- Protection Rating: IP65
- Protection Class: II
- Built-in electronic power supply

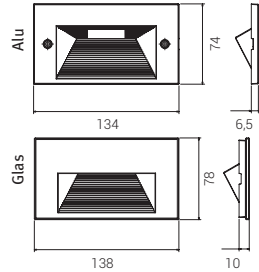
- On request**
- RGBW



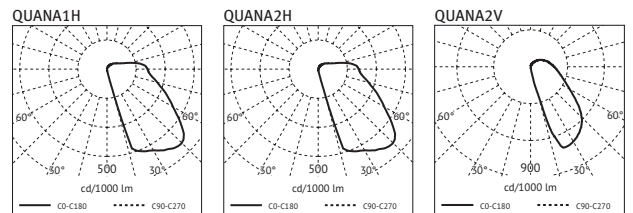
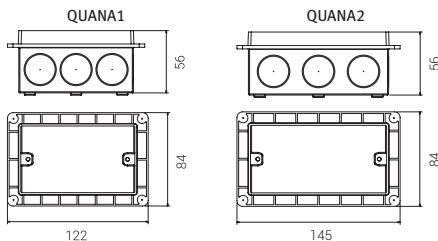
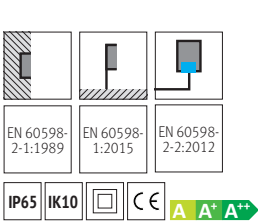
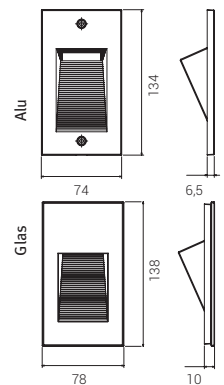
Kelvin	Weiß   White	Graphitgrau   Graphite grey	Metallgrau   Metal grey	Glas-Blende   Cover in glass	Watt	Beam	CRI	Lumen
4000	<b>QUANA1H-2NW1</b>	<b>QUANA1H-2NW6</b>	<b>QUANA1H-2NW7</b>	<b>QUANG1H-2NW</b>	2W/230V/50Hz		>80	93
3000	<b>QUANA1H-2WW1</b>	<b>QUANA1H-2WW6</b>	<b>QUANA1H-2WW7</b>	<b>QUANG1H-2WW</b>	2W/230V/50Hz		>80	93



Kelvin	Weiß   White	Graphitgrau   Graphite grey	Metallgrau   Metal grey	Glas-Blende   Cover in glass	Watt	Beam	CRI	Lumen
4000	<b>QUANA2H-3NW1</b>	<b>QUANA2H-3NW6</b>	<b>QUANA2H-3NW7</b>	<b>QUANG2H-3NW</b>	3,2W/230V/50Hz		>80	168
3000	<b>QUANA2H-3WW1</b>	<b>QUANA2H-3WW6</b>	<b>QUANA2H-3WW7</b>	<b>QUANG2H-3WW</b>	3,2W/230V/50Hz		>80	168



Kelvin	Weiß   White	Graphitgrau   Graphite grey	Metallgrau   Metal grey	Glas-Blende   Cover in glass	Watt	Beam	CRI	Lumen
4000	<b>QUANA2V-3NW1</b>	<b>QUANA2V-3NW6</b>	<b>QUANA2V-3NW7</b>	<b>QUANG2V-3NW</b>	3,2W/230V/50Hz		>80	168
3000	<b>QUANA2V-3WW1</b>	<b>QUANA2V-3WW6</b>	<b>QUANA2V-3WW7</b>	<b>QUANG2V-3WW</b>	3,2W/230V/50Hz		>80	168



\*Die Leuchten werden mit einer festverbauten LED der Effizienzklassen A++ - A geliefert und können nicht ausgetauscht werden.  
The luminaires are supplied with an integrated LED, which cannot be replaced. Efficiency classes A++ - A



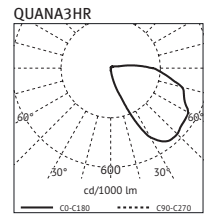
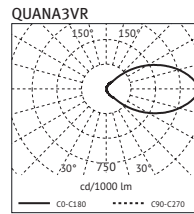
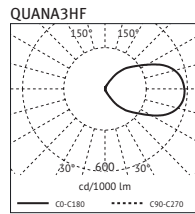
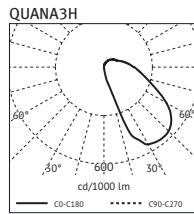
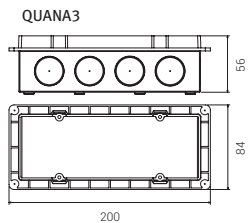
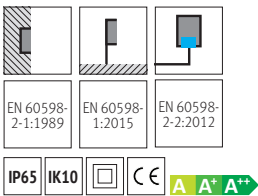


Kelvin	Weiß   White	Graphitgrau   Graphite grey	Metallgrau   Metal grey	Glas-Blende   Cover in glass	Watt	Beam	CRI	Lumen	
4000	<b>QUANA3H-4NW1</b>	<b>QUANA3H-4NW6</b>	<b>QUANA3H-4NW7</b>	<b>QUANG3H-4NW</b>	4,2W/230V/50Hz		>80	260	
3000	<b>QUANA3H-4WW1</b>	<b>QUANA3H-4WW6</b>	<b>QUANA3H-4WW7</b>	<b>QUANG3H-4WW</b>	4,2W/230V/50Hz		>80	260	

Kelvin	Weiß   White	Graphitgrau   Graphite grey	Metallgrau   Metal grey	Watt	Beam	CRI	Lumen	
4000	<b>QUANA3HF-4NW1</b>	<b>QUANA3HF-4NW6</b>	<b>QUANA3HF-4NW7</b>	4,2W/230V/50Hz		>80	310	
3000	<b>QUANA3HF-4WW1</b>	<b>QUANA3HF-4WW6</b>	<b>QUANA3HF-4WW7</b>	4,2W/230V/50Hz		>80	310	

Kelvin	Weiß   White	Graphitgrau   Graphite grey	Metallgrau   Metal grey	Watt	Beam	CRI	Lumen	
4000	<b>QUANA3VR-4NW1</b>	<b>QUANA3VR-4NW6</b>	<b>QUANA3VR-4NW7</b>	4,2W/230V/50Hz		>80	137	
3000	<b>QUANA3VR-4WW1</b>	<b>QUANA3VR-4WW6</b>	<b>QUANA3VR-4WW7</b>	4,2W/230V/50Hz		>80	137	

Kelvin	Weiß   White	Graphitgrau   Graphite grey	Metallgrau   Metal grey	Watt	Beam	CRI	Lumen	
4000	<b>QUANA3HR-4NW1</b>	<b>QUANA3HR-4NW6</b>	<b>QUANA3HR-4NW7</b>	4,2W/230V/50Hz		>80	42	
3000	<b>QUANA3HR-4WW1</b>	<b>QUANA3HR-4WW6</b>	<b>QUANA3HR-4WW7</b>	4,2W/230V/50Hz		>80	42	



\*Die Leuchten werden mit einer festverbauten LED der Effizienzklassen A++ - A geliefert und können nicht ausgetauscht werden.  
The luminaires are supplied with an integrated LED, which cannot be replaced. Efficiency classes A++ - A