

# CERTIFICATE OF ANALYSIS

## ISO/IEC 17025:2017 ACCREDITATION #103104



Order #: 71398  
 Order Name: Verma 500mg  
 Broad Spectrum - 1oz Peach  
 Tincture  
 Batch#: 20SM3753  
 Received: 02/09/2021  
 Completed: 02/12/2021

Verma Farms  
 500 Ala Moana Boulevard Suite 7400  
 Honolulu 96813  
 Vermafarms.com

### Sample



<p><b>N/D</b> D9-THC</p>	<p><b>1.912%</b> Total CBD</p>
<p><b>566.3 mg</b> Cannabinoids per unit</p>	<p><b>542.0 mg</b> CBD per unit</p>

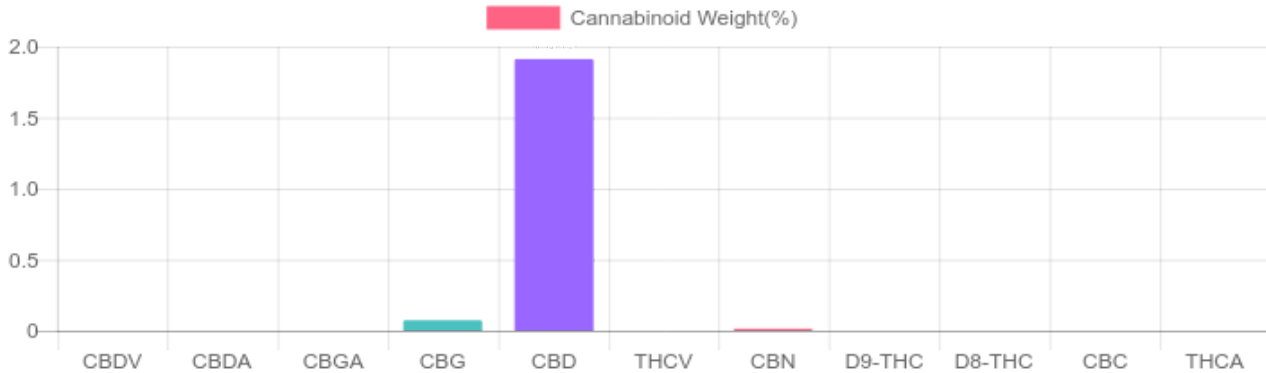
### Cannabinoids Test

SHIMADZU INTEGRATED UPLC-PDA  
 GSL SOP 400

UPLOADED: 02/10/2021 14:14:25

Cannabinoids	LOQ	weight(%)	mg/g	mg/unit
D9-THC	10 PPM	N/D	N/D	N/D
THCA	10 PPM	N/D	N/D	N/D
CBD	10 PPM	<b>1.912%</b>	<b>19.118</b>	<b>542.0</b>
CBDA	20 PPM	N/D	N/D	N/D
CBDV	20 PPM	N/D	N/D	N/D
CBC	10 PPM	N/D	N/D	N/D
CBN	10 PPM	<b>0.014%</b>	<b>0.139</b>	<b>3.9</b>
CBG	10 PPM	<b>0.072%</b>	<b>0.718</b>	<b>20.4</b>
CBGA	20 PPM	N/D	N/D	N/D
D8-THC	10 PPM	N/D	N/D	N/D
THCV	10 PPM	N/D	N/D	N/D
TOTAL D9-THC		<b>N/D</b>	<b>N/D</b>	<b>N/D</b>
TOTAL CBD*		<b>1.912%</b>	<b>19.118</b>	<b>542.0</b>
TOTAL CANNABINOIDS		<b>1.998%</b>	<b>19.975</b>	<b>566.3</b>

1 unit = 30 ml per unit x density (.945) x  
 Cannabinoid concentration



Reporting Limit 10 ppm  
 \*Total CBD = CBD + CBDA x 0.877  
 N/D - Not Detected, B/LOQ - Below Limit of Quantification

Dr. Andrew Hall, Ph.D., Chief Scientific Officer

Ben Witten, MS, MT., Lab Director

**Green Scientific Labs**  
 info@greenscientificlabs.com  
 1-833 TEST CBD



Green Scientific Labs uses its best efforts to deliver high quality results and to verify that the data contained therein are based on sound scientific judgment and levels listed are guidelines only and all data was reported based on standard laboratory procedures and deviations. However Green Scientific Labs makes no warranties or claims to that effect and further shall not be liable for any damage or misrepresentation that may result from the use or misuse of the data contained herein in any way. Further, Green Scientific Labs makes no claims regarding representations of the analyzed sample to the larger batch from which it was taken. Data and information in this report are intended solely for the individual(s) for whom samples were submitted and as part of our strict confidentiality policy, Green Scientific Labs can only discuss results with the original client of record.

# CERTIFICATE OF ANALYSIS

## ISO/IEC 17025:2017 ACCREDITATION #103104



Order #: 71398  
 Order Name: Verma 500mg  
 Broad Spectrum - 1oz Peach  
 Tincture  
 Batch#: 20SM3753  
 Received: 02/09/2021  
 Completed: 02/12/2021

Verma Farms  
 500 Ala Moana Boulevard Suite 7400  
 Honolulu 96813  
 Vermafarms.com

### PESTICIDE ANALYSIS:

GSL SOP 401

PREPARED: 02/09/2021 20:30:34

UPLOADED: 02/12/2021 12:25:16

GCMS-MS - Shimadzu GCMS-TQ8040

Pesticide	Action Level (ppm)	Results (ppm)	LOQ (ppm)	LOD (ppm)
CAPTAN	0.700	N/D	0.003	0.001
CHLORDANE	0.100	N/D	0.003	0.001
CHLORFENAPYR	0.100	N/D	0.003	0.001
COUMAPHOS	0.100	N/D	0.003	0.001


Pesticide	Action Level (ppm)	Results (ppm)	LOQ (ppm)	LOD (ppm)
CYFLUTHRIN	2.000	N/D	0.003	0.001
CYPERMETHRIN	1.000	N/D	0.003	0.001
PARATHION-METHYL	0.100	N/D	0.003	0.001
PENTACHLORONITROBENZENE	0.100	N/D	0.003	0.001


LCMS-MS - Shimadzu LCMS-8060

Pesticide	Action Level (ppm)	Results (ppm)	LOQ (ppm)	LOD (ppm)
ABAMECTIN B1A	0.100	N/D	0.005	0.001
ACEPHATE	0.100	N/D	0.001	0.001
ACEQUINOCYL	0.100	N/D	0.001	0.001
ACETAMIPRID	0.100	N/D	0.005	0.001
ALDICARB	0.100	N/D	0.005	0.001
AZOXYSTROBIN	0.100	N/D	0.001	0.001
BIFENAZATE	0.100	N/D	0.005	0.001
BIFENTHRIN	3.000	N/D	0.005	0.001
BOSCALID	0.100	N/D	0.005	0.001
CARBARYL	0.500	N/D	0.003	0.001
CARBOFURAN	0.100	N/D	0.001	0.001
CHLORANTRANILIPROLE	10.000	N/D	0.005	0.005
CHLORPYRIFOS	0.100	N/D	0.001	0.001
CLOFENTEZINE	0.100	N/D	0.001	0.001
DAMINOZIDE	0.100	N/D	0.005	0.001
DIAZINON	0.100	N/D	0.001	0.001
DICHLORVOS	0.100	N/D	0.005	0.001
DIMETHOATE	0.100	N/D	0.001	0.001
DIMETHOMORPH	2.000	N/D	0.005	0.001
ETHOPROPHOS	0.100	N/D	0.001	0.001
ETOFENPROX	0.100	N/D	0.001	0.001
ETOXAZOLE	0.100	N/D	0.010	0.005
FENHEXAMID	0.100	N/D	0.005	0.001
FENOXYCARB	0.100	N/D	0.005	0.001
FENPYROXIMATE	0.100	N/D	0.001	0.001
FIPRONIL	0.100	N/D	0.003	0.001
FLONICAMID	0.100	N/D	0.025	0.010
FLUDIOXONIL	0.100	N/D	0.003	0.001
HEXYTHIAZOX	0.100	N/D	0.005	0.001
IMAZALIL	0.100	N/D	0.005	0.001

Pesticide	Action Level (ppm)	Results (ppm)	LOQ (ppm)	LOD (ppm)
IMIDACLOPRID	5.000	N/D	0.005	0.001
KRESOXIM-METHYL	0.100	N/D	0.010	0.005
MALATHION	0.500	N/D	0.005	0.001
METALAXYL	2.000	N/D	0.001	0.001
METHIOCARB	0.100	N/D	0.005	0.001
METHOMYL	1.000	N/D	0.001	0.001
MEVINPHOS	0.100	N/D	0.001	0.001
MYCLOBUTANIL	0.100	N/D	0.005	0.001
NALED	0.100	N/D	0.005	0.001
OXAMYL	0.500	N/D	0.001	0.001
PACLOBUTRAZOL	0.100	N/D	0.005	0.001
PERMETHRINS	0.500	N/D	0.005	0.001
PHOSMET	0.100	N/D	0.005	0.001
PIPERONYL				
BUTOXIDE	3.000	N/D	0.001	0.001
PRALLETHRIN	0.100	N/D	0.005	0.005
PROPICONAZOLE	0.100	N/D	0.010	0.005
PROPOXUR	0.100	N/D	0.001	0.001
PYRETHRINS (PYRETHRIN I)	0.500	N/D	0.005	0.005
PYRIDABEN	0.100	N/D	0.005	0.001
SPINETORAM	0.100	N/D	0.001	0.001
SPINOSAD	0.100	N/D	0.001	0.001
SPIROMESIFEN	0.100	N/D	0.005	0.001
SPIROTETRAMAT	0.100	N/D	0.001	0.001
SPIROXAMINE	0.100	N/D	0.001	0.001
TEBUCONAZOLE	0.100	N/D	0.005	0.001
THIACLOPRID	0.100	N/D	0.001	0.001
THIAMETHOXAM	5.000	N/D	0.001	0.001
TRIFLOXYSTROBIN	0.100	N/D	0.001	0.001

N/D = Not Detected, A/LOQ = Above LOQ Level, B/LOQ = Below LOQ Level, B/LOD = Below LOD Level

  
 Dr. Andrew Hall, Ph.D., Chief Scientific Officer

  
 Ben Witten, MS, MT., Lab Director

**Green Scientific Labs**  
 info@greenscientificlabs.com  
 1-833 TEST CBD



Green Scientific Labs uses its best efforts to deliver high quality results and to verify that the data contained therein are based on sound scientific judgment and levels listed are guidelines only and all data was reported based on standard laboratory procedures and deviations. However Green Scientific Labs makes no warranties or claims to that effect and further shall not be liable for any damage or misrepresentation that may result from the use or misuse of the data contained herein in any way. Further, Green Scientific Labs makes no claims regarding representations of the analyzed sample to the larger batch from which it was taken. Data and information in this report are intended solely for the individual(s) for whom samples were submitted and as part of our strict confidentiality policy, Green Scientific Labs can only discuss results with the original client of record.

# CERTIFICATE OF ANALYSIS

## ISO/IEC 17025:2017 ACCREDITATION #103104



Order #: 71398  
 Order Name: Verma 500mg  
 Broad Spectrum - 1oz Peach  
 Tincture  
 Batch#: 20SM3753  
 Received: 02/09/2021  
 Completed: 02/12/2021

Verma Farms  
 500 Ala Moana Boulevard Suite 7400  
 Honolulu 96813  
 Vermafarms.com

### RESIDUAL SOLVENTS:

Headspace GCMS - Shimadzu GCMS QP2020 with HS20

GSL SOP 405

Prepared: 02/09/2021 17:19:50

Uploaded: 02/12/2021 15:36:04

Residual Solvent	Action Level (ppm)	Results (ppm)	LOQ (ppm)	LOD (ppm)
1,1-DICHLOROETHENE	8	N/D	0.63	0.63
1,2- DICHLOROETHANE	2	N/D	0.12	0.02
ACETONE	5,000	N/D	140	20
ACETONITRILE	410	N/D	25	1
BENZENE	1	N/D	1	0.5
BUTANE	5,000	N/D	50	10
CHLOROFORM	1	N/D	1	0.5
CIS 1,2-DICHLOROETHENE	5	N/D	0.73	0.18
ETHANOL	5,000	N/D	140	20
ETHYL ACETATE	5,000	N/D	140	20
ETHYL ETHER	5,000	N/D	140	20
ETHYLENE OXIDE	1	N/D	0	0
ISOPROPYL ALCOHOL	5,000	N/D	140	20
METHANOL	3,000	N/D	100	20
METHYLENE CHLORIDE	125	N/D	0.15	0.15
N-HEPTANE	5,000	N/D	140	20
N-HEXANE	290	N/D	18	10
PENTANE	5,000	N/D	140	20
PROPANE	5,000	N/D	20	1
TOLUENE	890	N/D	53	1
TRANS 1,2-DICHLOROETHENE	5	N/D	0.73	0.18
TRICHLOROETHENE	1	N/D	1	0.5
XYLENES	150	N/D	130	20

Dr. Andrew Hall, Ph.D., Chief Scientific Officer

Ben Witten, MS, MT., Lab Director

**Green Scientific Labs**  
 info@greenscientificlabs.com  
 1-833 TEST CBD



Green Scientific Labs uses its best efforts to deliver high quality results and to verify that the data contained therein are based on sound scientific judgment and levels listed are guidelines only and all data was reported based on standard laboratory procedures and deviations. However Green Scientific Labs makes no warranties or claims to that effect and further shall not be liable for any damage or misrepresentation that may result from the use or misuse of the data contained herein in any way. Further, Green Scientific Labs makes no claims regarding representations of the analyzed sample to the larger batch from which it was taken. Data and information in this report are intended solely for the individual(s) for whom samples were submitted and as part of our strict confidentiality policy, Green Scientific Labs can only discuss results with the original client of record.

# CERTIFICATE OF ANALYSIS

## ISO/IEC 17025:2017 ACCREDITATION #103104



Order #: 71398  
 Order Name: Verma 500mg  
 Broad Spectrum - 1oz Peach  
 Tincture  
 Batch#: 20SM3753  
 Received: 02/09/2021  
 Completed: 02/12/2021

Verma Farms  
 500 Ala Moana Boulevard Suite 7400  
 Honolulu 96813  
 Vermafarms.com

### Microbial Analysis:

Microbial Analysis GSL SOP 406

PCR - Agilent AriaMX

Uploaded: 02/11/2021 16:17:58

fa

### MICROBIAL ANALYSIS:

PCR - Agilent AriaMX

Test	SOP	Test Method	Device Used	LOD	Allowable Criteria	Actual Result	Pass/Fail
ASPERGILLUS FUMIGATUS***	406.01	USP 61/62†	ARIAMX PCR	1 CFU/G**	DETECT/NOT DETECTED	NOT DETECTED	PASS
ASPERGILLUS TERREUS***	406.01	USP 61/62†	ARIAMX PCR	1 CFU/G**	DETECT/NOT DETECTED	NOT DETECTED	PASS
ASPERGILLUS FLAVUS***	406.01	USP 61/62†	ARIAMX PCR	1 CFU/G**	DETECT/NOT DETECTED	NOT DETECTED	PASS
ASPERGILLUS NIGER***	406.01	USP 61/62†	ARIAMX PCR	1 CFU/G**	DETECT/NOT DETECTED	NOT DETECTED	PASS
STEC E. COLI*	406.01	USP 61/62†	ARIAMX PCR	1 CFU/G**	DETECT/NOT DETECTED	NOT DETECTED	PASS
SALMONELLA*	406.01	USP 61/62†	ARIAMX PCR	1 CFU/G**	DETECT/NOT DETECTED	NOT DETECTED	PASS

† USP 61 (enumeration of bacteria TAC, TYM, and ENT/Coliform), USP 62 (identifying specific species E.coli Aspergillus etc)

\* STEC and Salmonella run as Multiplex

\*\* CFU/g Calculation based on MIP/Extract matrix

\*\*\* Flavus = 2 Copies of DNA / Fumigatis = 2 Copies of DNA Niger = 20 Copies of DNA / Terrus = 10 copies of DNA

Dr. Andrew Hall, Ph.D., Chief Scientific Officer

Ben Witten, MS, MT., Lab Director

Green Scientific Labs  
 info@greenscientificlabs.com  
 1-833 TEST CBD



Green Scientific Labs uses its best efforts to deliver high quality results and to verify that the data contained therein are based on sound scientific judgment and levels listed are guidelines only and all data was reported based on standard laboratory procedures and deviations. However Green Scientific Labs makes no warranties or claims to that effect and further shall not be liable for any damage or misrepresentation that may result from the use or misuse of the data contained herein in any way. Further, Green Scientific Labs makes no claims regarding representations of the analyzed sample to the larger batch from which it was taken. Data and information in this report are intended solely for the individual(s) for whom samples were submitted and as part of our strict confidentiality policy, Green Scientific Labs can only discuss results with the original client of record.

# CERTIFICATE OF ANALYSIS

## ISO/IEC 17025:2017 ACCREDITATION #103104



Order #: 71398  
Order Name: Verma 500mg  
Broad Spectrum - 1oz Peach  
Tincture  
Batch#: 20SM3753  
Received: 02/09/2021  
Completed: 02/12/2021

Verma Farms  
500 Ala Moana Boulevard Suite 7400  
Honolulu 96813  
Vermafarms.com

### Heavy Metals Analysis:

ICP-MS - Shimadzu ICPMS-2030  
GSL SOP 403

Uploaded: 02/11/2021 17:13:17

Metal	Action Level (ppb)	Result (ppb)
ARSENIC (AS)	2,000	B/LOQ
CADMIUM (CD)	2,000	B/LOQ
MERCURY (HG)	1,000	B/LOQ
LEAD (PB)	5,000	B/LOQ

Lower Limit of Quantitation (LOQ) is 75 ppb

A handwritten signature in black ink, appearing to read "Andrew Hall".

Dr. Andrew Hall, Ph.D., Chief Scientific Officer

A handwritten signature in black ink, appearing to read "Ben Witten".

Ben Witten, MS, MT., Lab Director

Green Scientific Labs  
info@greenscientificlabs.com  
1-833 TEST CBD



Green Scientific Labs uses its best efforts to deliver high quality results and to verify that the data contained therein are based on sound scientific judgment and levels listed are guidelines only and all data was reported based on standard laboratory procedures and deviations. However Green Scientific Labs makes no warranties or claims to that effect and further shall not be liable for any damage or misrepresentation that may result from the use or misuse of the data contained herein in any way. Further, Green Scientific Labs makes no claims regarding representations of the analyzed sample to the larger batch from which it was taken. Data and information in this report are intended solely for the individual(s) for whom samples were submitted and as part of our strict confidentiality policy, Green Scientific Labs can only discuss results with the original client of record.