

CERTIFICATE OF ANALYSIS

ISO/IEC 17025:2017 ACCREDITATION #103104



Order #: 76378
Order Name: Verma 500mg,
 30mL Broad Spectrum Tincture
 with Pineapple Flavor
 MDVA500P042621
Batch#: MDVA500P042621
Received: 04/28/2021
Completed: 05/04/2021

Verma
 500 Ala Moana Boulevard Suite 7400
 Honolulu Hawaii, 96813
 (402) 880-2494



Sample



N/D D9-THC	1.819% Total CBD
522.4 mg Cannabinoids per unit	515.7 mg CBD per unit

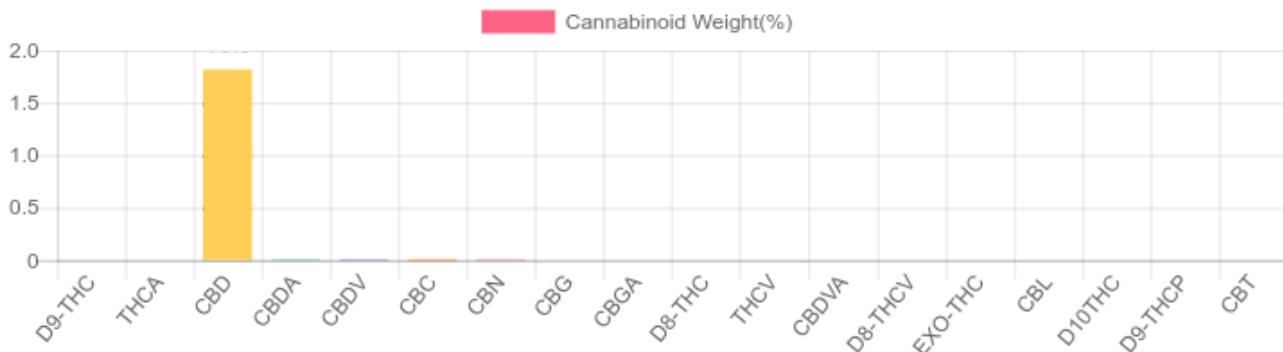
1 unit = 30 ml per unit x density (0.945) x Cannabinoid concentration

Cannabinoids Test

SHIMADZU INTEGRATED UPLC-PDA
 GSL SOP 400

UPLOADED: 04/29/2021 22:35:41

Cannabinoids	LOQ	weight(%)	mg/g	mg/unit
D9-THC	10 PPM	N/D	N/D	N/D
THCA	10 PPM	N/D	N/D	N/D
CBD	10 PPM	1.819%	18.190	515.687
CBDA	20 PPM	0.005%	0.045	1.276
CBDV	20 PPM	0.005%	0.046	1.304
CBC	10 PPM	0.010%	0.101	2.863
CBN	10 PPM	0.005%	0.046	1.304
CBG	10 PPM	N/D	N/D	N/D
CBGA	20 PPM	N/D	N/D	N/D
D8-THC	10 PPM	N/D	N/D	N/D
THCV	10 PPM	N/D	N/D	N/D
CBDVA	20 PPM	N/D	N/D	N/D
D8-THCV	20 PPM	N/D	N/D	N/D
EXO-THC	20 PPM	N/D	N/D	N/D
CBL	20 PPM	N/D	N/D	N/D
D10THC	20 PPM	N/D	N/D	N/D
D9-THCP	20 PPM	N/D	N/D	N/D
CBT	20 PPM	N/D	N/D	N/D
TOTAL D9-THC		N/D	N/D	N/D
TOTAL CBD*		1.819%	18.190	515.7
TOTAL CANNABINOIDS		1.844%	18.428	522.4



Reporting Limit 10 ppm
 *Total CBD = CBD + CBDA x 0.877
 N/D - Not Detected, B/LOQ - Below Limit of Quantification

Dr. Andrew Hall, Ph.D., Chief Scientific Officer

Ben Witten, MS, MT., Lab Director

Green Scientific Labs
 info@greenscientificlabs.com
 1-833 TEST CBD



Green Scientific Labs uses its best efforts to deliver high quality results and to verify that the data contained therein are based on sound scientific judgment and levels listed are guidelines only and all data was reported based on standard laboratory procedures and deviations. However Green Scientific Labs makes no warranties or claims to that effect and further shall not be liable for any damage or misrepresentation that may result from the use or misuse of the data contained herein in any way. Further, Green Scientific Labs makes no claims regarding representations of the analyzed sample to the larger batch from which it was taken. Data and information in this report are intended solely for the individual(s) for whom samples were submitted and as part of our strict confidentiality policy, Green Scientific Labs can only discuss results with the original client of record.

CERTIFICATE OF ANALYSIS

ISO/IEC 17025:2017 ACCREDITATION #103104



Order #: 76378
 Order Name: Verma 500mg,
 30mL Broad Spectrum Tincture
 with Pineapple Flavor
 MDVA500P042621
 Batch#: MDVA500P042621
 Received: 04/28/2021
 Completed: 05/04/2021

Verma
 500 Ala Moana Boulevard Suite 7400
 Honolulu Hawaii, 96813
 (402) 880-2494



PESTICIDE ANALYSIS:

GSL SOP 401

PREPARED: 04/29/2021 19:18:37

UPLOADED: 04/30/2021 13:47:40

GCMS-MS - Shimadzu GCMS-TQ8040

Pesticide	Action Level (ppm)	Results (ppm)	LOQ (ppm)	LOD (ppm)
CAPTAN	0.700	N/D	0.003	0.001
CHLORDANE	0.100	N/D	0.003	0.001
CHLORFENAPYR	0.100	N/D	0.003	0.001
COUMAPHOS	0.100	N/D	0.003	0.001


Pesticide	Action Level (ppm)	Results (ppm)	LOQ (ppm)	LOD (ppm)
CYLFLUTHRIN	2.000	N/D	0.003	0.001
CYPERMETHRIN	1.000	N/D	0.003	0.001
PARATHION-METHYL	0.100	N/D	0.003	0.001
PENTACHLORONITROBENZENE	0.100	N/D	0.003	0.001


LCMS-MS - Shimadzu LCMS-8060

Pesticide	Action Level (ppm)	Results (ppm)	LOQ (ppm)	LOD (ppm)
ABAMECTIN B1A	0.100	N/D	0.005	0.001
ACEPHATE	0.100	N/D	0.001	0.001
ACEQUINOCYL	0.100	N/D	0.001	0.001
ACETAMIPRID	0.100	N/D	0.005	0.001
ALDICARB	0.100	N/D	0.005	0.001
AZOXYSTROBIN	0.100	N/D	0.001	0.001
BIFENAZATE	0.100	N/D	0.005	0.001
BIFENTHRIN	3.000	N/D	0.005	0.001
BOSCALID	0.100	N/D	0.005	0.001
CARBARYL	0.500	N/D	0.003	0.001
CARBOFURAN	0.100	N/D	0.001	0.001
CHLORANTRANILIPROLE	10.000	N/D	0.005	0.005
CHLORPYRIFOS	0.100	N/D	0.001	0.001
CLOFENTEZINE	0.100	N/D	0.001	0.001
DAMINOZIDE	0.100	N/D	0.005	0.001
DIAZINON	0.100	N/D	0.001	0.001
DICHLORVOS	0.100	N/D	0.005	0.001
DIMETHOATE	0.100	N/D	0.001	0.001
DIMETHOMORPH	2.000	N/D	0.005	0.001
ETHOPROPHOS	0.100	N/D	0.001	0.001
ETOFENPROX	0.100	N/D	0.001	0.001
ETOXAZOLE	0.100	N/D	0.010	0.005
FENHEXAMID	0.100	N/D	0.005	0.001
FENOXYCARB	0.100	N/D	0.005	0.001
FENPYROXIMATE	0.100	N/D	0.001	0.001
FIPRONIL	0.100	N/D	0.003	0.001
FLONICAMID	0.100	N/D	0.025	0.010
FLUDIOXONIL	0.100	N/D	0.003	0.001
HEXYTHIAZOX	0.100	N/D	0.005	0.001
IMAZALIL	0.100	N/D	0.005	0.001

Pesticide	Action Level (ppm)	Results (ppm)	LOQ (ppm)	LOD (ppm)
IMIDACLOPRID	5.000	N/D	0.005	0.001
KRESOXIM-METHYL	0.100	N/D	0.010	0.005
MALATHION	0.500	N/D	0.005	0.001
METALAXYL	2.000	N/D	0.001	0.001
METHIOCARB	0.100	N/D	0.005	0.001
METHOMYL	1.000	N/D	0.001	0.001
MEVINPHOS	0.100	N/D	0.001	0.001
MYCLOBUTANIL	0.100	N/D	0.005	0.001
NALED	0.100	N/D	0.005	0.001
OXAMYL	0.500	N/D	0.001	0.001
PACLOBUTRAZOL	0.100	N/D	0.005	0.001
PERMETHRINS	0.500	N/D	0.005	0.001
PHOSMET	0.100	N/D	0.005	0.001
PIPERONYL	3.000	N/D	0.001	0.001
BUTOXIDE				
PRALLETHRIN	0.100	N/D	0.005	0.005
PROPICONAZOLE	0.100	N/D	0.010	0.005
PROPOXUR	0.100	N/D	0.001	0.001
PYRETHRINS	0.500	N/D	0.005	0.005
(PYRETHRIN I)				
PYRIDABEN	0.100	N/D	0.005	0.001
SPINETORAM	0.100	N/D	0.001	0.001
SPINOSAD	0.100	N/D	0.001	0.001
SPIROMESIFEN	0.100	N/D	0.005	0.001
SPIROTETRAMAT	0.100	N/D	0.001	0.001
SPIROXAMINE	0.100	N/D	0.001	0.001
TEBUCONAZOLE	0.100	N/D	0.005	0.001
THIACLOPRID	0.100	N/D	0.001	0.001
THIAMETHOXAM	5.000	N/D	0.001	0.001
TRIFLOXYSTROBIN	0.100	N/D	0.001	0.001

N/D = Not Detected, A/LOQ = Above LOQ Level, B/LOQ = Below LOQ Level, B/LOD = Below LOD Level


 Dr. Andrew Hall, Ph.D., Chief Scientific Officer


 Ben Witten, MS, MT., Lab Director

Green Scientific Labs
 info@greenscientificlabs.com
 1-833 TEST CBD



Green Scientific Labs uses its best efforts to deliver high quality results and to verify that the data contained therein are based on sound scientific judgment and levels listed are guidelines only and all data was reported based on standard laboratory procedures and deviations. However Green Scientific Labs makes no warranties or claims to that effect and further shall not be liable for any damage or misrepresentation that may result from the use or misuse of the data contained herein in any way. Further, Green Scientific Labs makes no claims regarding representations of the analyzed sample to the larger batch from which it was taken. Data and information in this report are intended solely for the individual(s) for whom samples were submitted and as part of our strict confidentiality policy, Green Scientific Labs can only discuss results with the original client of record.

CERTIFICATE OF ANALYSIS

ISO/IEC 17025:2017 ACCREDITATION #103104



Order #: 76378
Order Name: Verma 500mg,
 30mL Broad Spectrum Tincture
 with Pineapple Flavor
 MDVA500P042621
Batch#: MDVA500P042621
Received: 04/28/2021
Completed: 05/04/2021

Verma
 500 Ala Moana Boulevard Suite 7400
 Honolulu Hawaii, 96813
 (402) 880-2494



RESIDUAL SOLVENTS:

Headspace GCMS - Shimadzu GCMS QP2020 with HS20

GSL SOP 405

Prepared: 04/29/2021 19:25:45

Uploaded: 04/30/2021 09:40:02

Residual Solvent	Action Level (ppm)	Results (ppm)	LOQ (ppm)	LOD (ppm)
1,1-DICHLOROETHENE	8	N/D	0.63	0.63
1,2- DICHLOROETHANE	2	N/D	0.12	0.02
ACETONE	5,000	B/LOQ	140	20
ACETONITRILE	410	N/D	25	1
BENZENE	1	N/D	1	0.5
BUTANE	5,000	N/D	50	10
CHLOROFORM	1	N/D	1	0.5
CIS 1,2-DICHLOROETHENE	5	N/D	0.73	0.18
ETHANOL	5,000	B/LOQ	140	20
ETHYL ACETATE	5,000	N/D	140	20
ETHYL ETHER	5,000	N/D	140	20
ETHYLENE OXIDE	1	N/D	0	0
ISOPROPYL ALCOHOL	5,000	N/D	140	20
METHANOL	3,000	N/D	100	20
METHYLENE CHLORIDE	125	N/D	0.15	0.15
N-HEPTANE	5,000	N/D	140	20
N-HEXANE	290	N/D	18	10
PENTANE	5,000	N/D	140	20
PROPANE	5,000	N/D	20	1
TOLUENE	890	N/D	53	1
TRANS 1,2-DICHLOROETHENE	5	N/D	0.73	0.18
TRICHLOROETHENE	1	N/D	1	0.5
XYLENES	150	N/D	130	20

Dr. Andrew Hall, Ph.D., Chief Scientific Officer

Ben Witten, MS, MT., Lab Director

Green Scientific Labs
 info@greenscientificlabs.com
 1-833 TEST CBD



Green Scientific Labs uses its best efforts to deliver high quality results and to verify that the data contained therein are based on sound scientific judgment and levels listed are guidelines only and all data was reported based on standard laboratory procedures and deviations. However Green Scientific Labs makes no warranties or claims to that effect and further shall not be liable for any damage or misrepresentation that may result from the use or misuse of the data contained herein in any way. Further, Green Scientific Labs makes no claims regarding representations of the analyzed sample to the larger batch from which it was taken. Data and information in this report are intended solely for the individual(s) for whom samples were submitted and as part of our strict confidentiality policy, Green Scientific Labs can only discuss results with the original client of record.

CERTIFICATE OF ANALYSIS

ISO/IEC 17025:2017 ACCREDITATION #103104



Order #: 76378
Order Name: Verma 500mg,
 30mL Broad Spectrum Tincture
 with Pineapple Flavor
 MDVA500P042621
Batch#: MDVA500P042621
Received: 04/28/2021
Completed: 05/04/2021

Verma
 500 Ala Moana Boulevard Suite 7400
 Honolulu Hawaii, 96813
 (402) 880-2494



Microbial Analysis:

Microbial Analysis GSL SOP 406

Uploaded: 05/03/2021 21:55:48

PCR - Agilent AriaMX

fa

MICROBIAL ANALYSIS:

PCR - Agilent AriaMX

Test	SOP	Test Method	Device Used	LOD	Allowable Criteria	Actual Result	Pass/Fail
ASPERGILLUS FUMIGATUS***	406.01	USP 61/62†	ARIAMX PCR	1 CFU/G**	DETECT/NOT DETECTED	NOT DETECTED	PASS
ASPERGILLUS TERREUS***	406.01	USP 61/62†	ARIAMX PCR	1 CFU/G**	DETECT/NOT DETECTED	NOT DETECTED	PASS
ASPERGILLUS FLAVUS***	406.01	USP 61/62†	ARIAMX PCR	1 CFU/G**	DETECT/NOT DETECTED	NOT DETECTED	PASS
ASPERGILLUS NIGER***	406.01	USP 61/62†	ARIAMX PCR	1 CFU/G**	DETECT/NOT DETECTED	NOT DETECTED	PASS
STEC E. COLI*	406.01	USP 61/62†	ARIAMX PCR	1 CFU/G**	DETECT/NOT DETECTED	NOT DETECTED	PASS
SALMONELLA*	406.01	USP 61/62†	ARIAMX PCR	1 CFU/G**	DETECT/NOT DETECTED	NOT DETECTED	PASS

† USP 61 (enumeration of bacteria TAC, TYM, and ENT/Coliform), USP 62 (identifying specific species E.coli Aspergillus etc)

* STEC and Salmonella run as Multiplex

** CFU/g Calculation based on MIP/Extract matrix

*** Flavus = 2 Copies of DNA / Fumigatis = 2 Copies of DNA Niger = 20 Copies of DNA / Terrus = 10 copies of DNA

Dr. Andrew Hall, Ph.D., Chief Scientific Officer

Ben Witten, MS, MT., Lab Director

Green Scientific Labs
 info@greenscientificlabs.com
 1-833 TEST CBD



Green Scientific Labs uses its best efforts to deliver high quality results and to verify that the data contained therein are based on sound scientific judgment and levels listed are guidelines only and all data was reported based on standard laboratory procedures and deviations. However Green Scientific Labs makes no warranties or claims to that effect and further shall not be liable for any damage or misrepresentation that may result from the use or misuse of the data contained herein in any way. Further, Green Scientific Labs makes no claims regarding representations of the analyzed sample to the larger batch from which it was taken. Data and information in this report are intended solely for the individual(s) for whom samples were submitted and as part of our strict confidentiality policy, Green Scientific Labs can only discuss results with the original client of record.

CERTIFICATE OF ANALYSIS

ISO/IEC 17025:2017 ACCREDITATION #103104



Order #: 76378
Order Name: Verma 500mg,
30mL Broad Spectrum Tincture
with Pineapple Flavor
MDVA500P042621
Batch#: MDVA500P042621
Received: 04/28/2021
Completed: 05/04/2021

Verma
500 Ala Moana Boulevard Suite 7400
Honolulu Hawaii, 96813
(402) 880-2494



Heavy Metals Analysis:

ICP-MS - Shimadzu ICPMS-2030
GSL SOP 403

Uploaded: 04/30/2021 17:15:17

Metal	Action Level (ppb)	Result (ppb)
ARSENIC (AS)	200	B/LOQ
CADMIUM (CD)	200	B/LOQ
MERCURY (HG)	100	B/LOQ
LEAD (PB)	500	B/LOQ

Lower Limit of Quantitation (LOQ) is 75 ppb

Dr. Andrew Hall, Ph.D., Chief Scientific Officer

Ben Witten, MS, MT., Lab Director

Green Scientific Labs
info@greenscientificlabs.com
1-833 TEST CBD



Green Scientific Labs uses its best efforts to deliver high quality results and to verify that the data contained therein are based on sound scientific judgment and levels listed are guidelines only and all data was reported based on standard laboratory procedures and deviations. However Green Scientific Labs makes no warranties or claims to that effect and further shall not be liable for any damage or misrepresentation that may result from the use or misuse of the data contained herein in any way. Further, Green Scientific Labs makes no claims regarding representations of the analyzed sample to the larger batch from which it was taken. Data and information in this report are intended solely for the individual(s) for whom samples were submitted and as part of our strict confidentiality policy, Green Scientific Labs can only discuss results with the original client of record.