

HOW TO FIT A MB2 FABRIC SET TO MB1 FRAME

Number

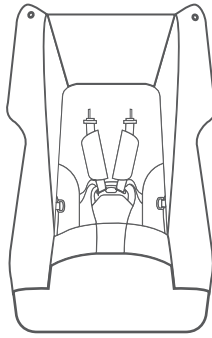
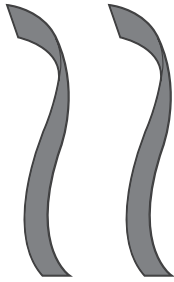
Rev.

10088 -01

 Tools
3mm
Allen Key

 Parts
2 x Straps and MB2 Fabric set

 Product
MB1 Frame

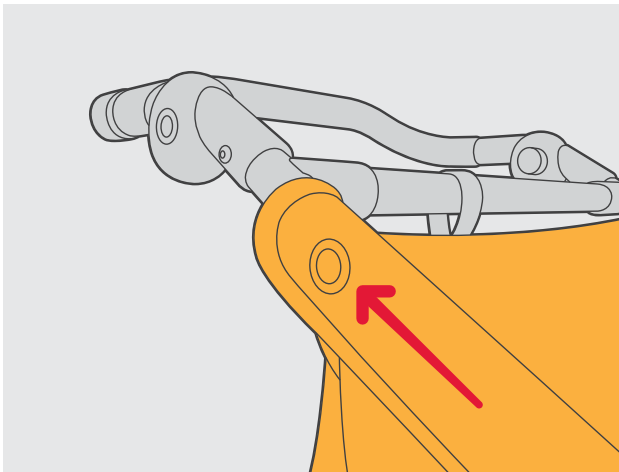


Company

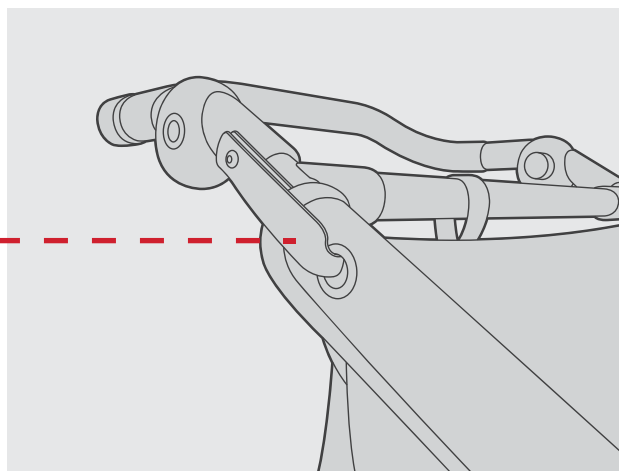
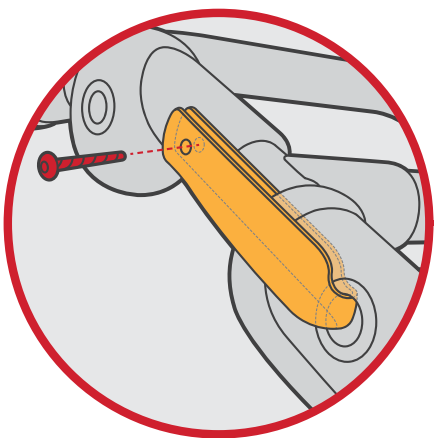


Keep these instructions in a safe place for future reference!

1. Zip hammock onto frame.



2. Attach straps to frame on both sides using existing screws



**CUSTOMER
SERVICE**

ANZ Mountain Buggy Australasia
102-112 Daniell Street,
Newtown, Wellington 6021
New Zealand.
+64 4 380 0833

**USA
CAN** Mountain Buggy USA
221 Jefferson Street
Fort Collins, CO 80524
USA.
(+1) 1 800 916 8442

EUR Mountain Buggy Europe
Klavermaten 37C
7472 DD, Hof van Twente (Goor)
Netherlands / Pays-Bas.
+31 (0) 547 352 727

FRA Mountain Buggy France
15 rue Gertrude Bell
56000 Vannes
France.
+33 (0) 2 97 44 88 26