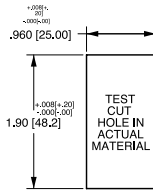


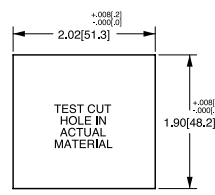
Contura Mounting Panels Dimensional Specifications: in. [mm]

MOUNTING PANEL
For additional units, add 1.03[26.2] per unit.
For more than 2 V-Series Switches, add
middle section. Available in Panel Thicknesses
listed below. Consult factory.

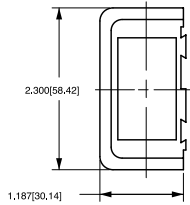
MOUNTING PANEL THICKNESS	
.062[1.57]	.187[4.75]
.093[2.36]	.250[6.35]
.125[3.17]	.375[9.52]



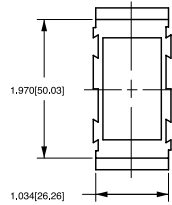
VMS
MOUNTING PANEL
HOLE



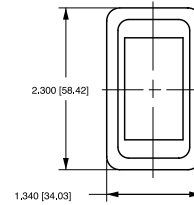
MOUNTING PANEL
OPENING
(2) UNITS



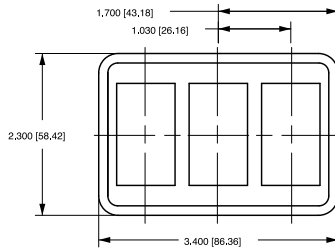
VME
MOUNTING
PANEL
END



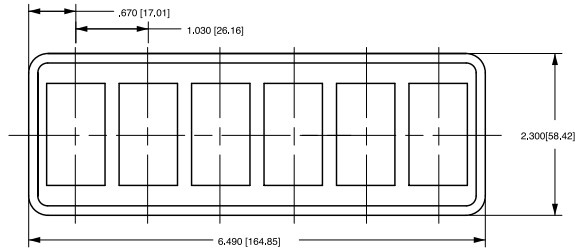
VMM
MOUNTING PANEL
MIDDLE



VMS
MOUNTING
PANEL

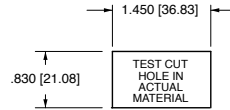


VM3
MOUNTING PANEL

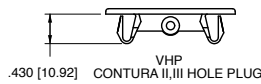


VM6
MOUNTING PANEL

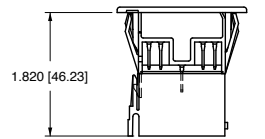
Contura Hole Plug Dimensional Specifications: in. [mm]



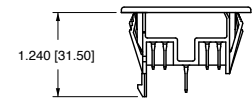
VHP
CONTURA II, III HOLE PLUG



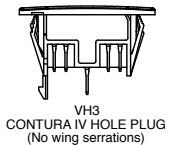
VHP
CONTURA II, III HOLE PLUG



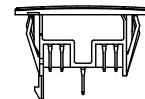
VH1
STANDARD HOLE PLUG
(No wing serrations)
(With VC1 connector attached)



VH2
STANDARD HOLE PLUG
(With wing serrations)



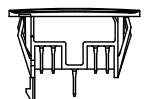
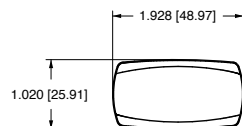
VH3
CONTURA IV HOLE PLUG
(No wing serrations)



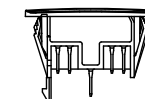
VH4
CONTURA IV HOLE PLUG
(With wing serrations)



DETAIL VIEW
VH1, VH3 & VH5
HOLE PLUGS
(No wing serrations
for ease of removal)



VH5
CONTURA V HOLE PLUG
(No wing serrations)



VH6
CONTURA V HOLE PLUG
(With wing serrations)



DETAIL VIEW
VH2, VH4 & VH6
HOLE PLUGS
(With wing serrations)