

MUD-UK Puma Single DIN Mount Fitting Instructions

www.mudstuff.co.uk

Puma DIN fitting instructions



This product is supplied with a fitting kit consisting of the following items.

- | | |
|-----------------------------|---|
| Fascia Plate | 2 x Spire-Clips |
| Moulded Tray | 2 x Self-Adhesive pads |
| 2 x Fixing brackets | 2 x Plastic screw caps and 2 x base-washers |
| 6 x 3mm self-tapping screws | |

Secure DIN accessory into the MUD Puma DIN fascia plate using a DIN 'cage'. A DIN cage is not supplied with this product.

To route wiring for electrical accessories you will need to drill a hole in the area of the dashboard behind the MUD Puma DIN fascia plate. The area behind the dashboard is free of obstructions.

In the fitting guide the top panel of the dashboard has been removed. This is only to offer greater clarity to the pictures. You do not need to remove the dashboard top to fit the Single DIN mount.


1. Remove grab handle and position the mounting brackets. The brackets are handed left and right and are made-to-measure within the dashboard profile.




2. Drill the screw-holes for the fixings. Use a 3mm drill.



3. Secure mounting bracket using the 2 x self-tapping screws.




4. Repeat for the opposite side bracket.



5. Slide the 2 x spire-clips onto the mounting brackets.



6. Fit your DIN unit into plastic fascia using a DIN mounting cage (not supplied).



7. Fix foam pads to dashboard shelf. Use one or two pads to support your DIN accessory.



8. Connect wiring to your DIN unit and place the fascia plate over the mounting brackets.



9. Use the plastic washers with the fascia fixing screws.



10. Tighten the 2 x fascia fixing screws.



11. Push the 2 x plastic screw caps onto the screw bases.



12. Fix the double sided adhesive pads to the base of the tray.



13. Stick the tray onto the top of the DIN unit.



14. Replace the dashboard grab-handle.



JOB DONE!

MUD-UK Ltd
Unit 4b Craggs Country Business Park
Hebden Bridge
West Yorkshire
HX7 5TT

Tel: 01422 881951 Email: mud@mudstuff.co.uk

