



# PF/SF Bins



## ICE STORAGE BIN SERIES




PF/SF Bins  
03/14/19  
Item # 13163

Item #: \_\_\_\_\_  
Project: \_\_\_\_\_  
Qty: \_\_\_\_\_  
AIA#: \_\_\_\_\_

**PF - PVC Coated Galvanized Steel Finish**  
**SF - Stainless Steel Finish**



### Features

- ▶ Protected by H-GUARD Plus Antimicrobial Agent 
- ▶ Polyethylene bin liner for sanitary storage
- ▶ Sturdy construction for side-by-side or stacked ice machine installation

- Ice storage capacity from 250 lbs. up to 900 lbs.
- Both surfaces are designed for easy cleaning
- Long lasting attractive appearance
- Foamed-in-place polyurethane insulation, in all bin walls and bottom, provides dependable ice storage
- H-GUARD Plus Antimicrobial adds extra protection to the ice scoop (included)

### BD Bins

- Fit 24" - 24 1/2" deep ice machine without top kit extension

### Warranty:

2 Year Parts & Labor (Production prior to January 2012)  
3 Year Parts & Labor (Production January 2012 and after)  
Valid in United States, Canada, Puerto Rico and U.S. Territories. Contact factory for warranty in other countries.



Model Number	Exterior Dimensions W x D x H*	Application Storage Capacity †	Cubic Volume	Interior Dimensions W x D x H	Shipping Weight
B-250PF	30" x 32.3" x 33.4"	250 lbs.	10.30 ft <sup>3</sup>	27" x 27.7" x 23.7"	130 lbs.
B(D)-300PF/SF	22" x 32.3" x 46"	300 lbs.	11.51 ft <sup>3</sup>	19" x 27.7" x 37.6"	135 lbs.
B(D)-500PF/SF	30" x 32.3" x 46"	500 lbs.	16.33 ft <sup>3</sup>	27" x 27.7" x 37.6"	155 lbs.
B-700PF/SF	44" x 32.3" x 46"	700 lbs.	24.77 ft <sup>3</sup>	41" x 27.7" x 37.6"	200 lbs.
B-800PF/SF	48" x 32.3" x 46"	800 lbs.	26.90 ft <sup>3</sup>	45" x 27.7" x 37.6"	210 lbs.
B-900PF/SF	52" x 32.3" x 46"	900 lbs.	29.59 ft <sup>3</sup>	49" x 27.7" x 37.6"	220 lbs.

\*Height includes 6" legs

† Capacity based on volume x 30 lb/ft<sup>3</sup> average density of ice.

Printed in the U.S.A.

Hoshizaki reserves the right to change specifications without notice.



# PF/SF Bins

## ICE STORAGE BIN SERIES



PF/SF Bins  
03/14/19  
Item # 13163

### Ice Machine Model Application

	22" Width	22" Width	30" Width	30" Width	44" Width	44" Width	48" Width
	KM-350M KM-520M KM-660M F-450M F-801M F-1002M	KMD-410M* KMS-822M* FD-650M-C* FD-1002M-C	KM-901M KM-1340M KM-1601M KML Series F-1501M F-2001	KMD-460M* KMD-530M* KMD-860M* KMS-1402M* KMS-2000M*	2 KM-350M 2 KM-520M 2 KM-660M IM-500S 2 F-450M 2 F-801M 2 F-1002M	2 KMD-410M 2 KMS-822M 2 FD-650M-C 2 FD-1002M-C	KM-1301S KM-1400S KM-1601S KM-1900S KM-2200S KM-2600S
<b>Bins</b> B-300PF/SF DB-130H	—	NEED HS-5424 <i>(DB-130H - KMD only)</i>	N/A	N/A	N/A	N/A	N/A
<b>Bins</b> B-250PF B-500PF/SF	NEED HS-2033	NEED HS-2033 & HS-2129	—	NEED HS-2129	N/A	N/A	N/A
<b>Bins</b> B-700PF/SF	NEED HS-2035	NEED HS-2035 & HS-2130	NEED HS-2034	NEED HS-2130 & HS-2034	—	NEED HS-2130	N/A
<b>Bins</b> B-800PF/SF	NEED HS-2035 & HS-2032	NEED HS-2035, HS-2032 & 2131	NEED HS-2034 & HS-2032	NEED HS-2131, HS-2034 & 2032	NEED HS-2032	NEED HS-2032 & HS-2131	—
<b>Bins</b> B-900PF/SF	NEED HS-2035 & HS-2033	NEED HS-2035, HS-2033 & HS-2132	NEED HS-2035	NEED HS-2132 & HS-2035	NEED HS-2033	NEED HS-2033 & HS-2132	NEED HS-2032
<b>Bins</b> DM-200H DM-200B	N/A	NEED HS-2148 <i>(KMD only)</i>	N/A	NEED HS-2148 <i>(KMD only)</i>	N/A	N/A	N/A

— No top kit necessary | N/A Combination of ice maker and bin is not possible

**BD Bins fit 24" - 24 1/2" deep ice machine without Top Kit extension.**

† **BD-300PF/SF:** KMD-410M, KMS-822M, FD-650M-C, FD-1002M-C

‡ **BD-500PF/SF:** KMD-460M, KMD-530, KMD-860

\* Any KMS or FD on bin need Top Kit Extension (excludes KMS-830MLH):

- HS-2129 - for use with B-500 bins
- HS-2131 - for use with B-800 bins
- HS-2130 - for use with B-700 bins
- HS-2132 - for use with B-900 bins

#### Top Kits:

- HS-2032 - 4" ABS Top Kit
- HS-2033 - 8" ABS Top Kit
- HS-2034 - 14" ABS Top Kit
- HS-2035 - 22" ABS Top Kit
- HS-2036 - (2) 4" ABS Top Kits
- HS-2111 - 11.3" x 26.2" Stainless Cover/Separator
- HS-2148 - 30" x 3.1" Stainless Cover
- HS-2160 - 2 KM-901M

